



FISU
WORLD
UNIVERSITY
GAMES
SUMMER

CHENGDU 2021
FISU WORLD UNIVERSITY GAMES

成都第31届世界大学生夏季运动会

排球项目成绩册
VOLLEYBALL RESULTS BOOK



成都成就梦想
Chengdu Makes Dreams Come True



FISU
WORLD
UNIVERSITY
GAMES
SUMMER



FISU
WORLD
UNIVERSITY
GAMES
SUMMER

Competition Schedule





Competition Schedule

竞赛日程

As of SAT 05 AUG 2023 at 22:56

Date	Start Time	Match Number	Gender	Phase	Teams	Venue
SAT 29 JUL	17:30	1	Men	Pool A	POR vs POL	Xipu Campus Gymnasium, Southwest Jiaotong University
	17:30	2	Men	Pool A	KOR vs HKG	Chengdu University Gymnasium
	17:30	3	Men	Pool B	CZE vs IRI	Guanghua Campus Gymnasium, Southwest University of Finance and Economics
	20:00	4	Men	Pool C	JPN vs CHN	Xipu Campus Gymnasium, Southwest Jiaotong University
	20:00	5	Men	Pool B	ARG vs IND	Chengdu University Gymnasium
	20:00	7	Men	Pool D	GER vs BRA	Hongyi Gymnasium, Sichuan Vocational and Technical College of Communications
	20:00	8	Men	Pool D	ITA vs TPE	Xihua University Gymnasium
	20:50	6	Men	Pool C	AZE vs UKR	Guanghua Campus Gymnasium, Southwest University of Finance and Economics
SUN 30 JUL	20:00	1	Women	Pool B	CHN vs GER	Xipu Campus Gymnasium, Southwest Jiaotong University
	20:00	2	Women	Pool A	POL vs BRA	Chengdu University Gymnasium
	20:00	3	Women	Pool C	IND vs HKG	Guanghua Campus Gymnasium, Southwest University of Finance and Economics
	20:00	4	Women	Pool D	COL vs CZE	Hongyi Gymnasium, Sichuan Vocational and Technical College of Communications
MON 31 JUL	15:00	9	Men	Pool A	POL vs HKG	Guanghua Campus Gymnasium, Southwest University of Finance and Economics
	15:00	10	Men	Pool A	POR vs KOR	Hongyi Gymnasium, Sichuan Vocational and Technical College of Communications
	17:30	11	Men	Pool B	CZE vs ARG	Guanghua Campus Gymnasium, Southwest University of Finance and Economics
	17:30	12	Men	Pool C	JPN vs AZE	Hongyi Gymnasium, Sichuan Vocational and Technical College of Communications
	17:30	13	Men	Pool B	IRI vs IND	Xihua University Gymnasium
	17:30	5	Women	Pool A	TPE vs POL	Xipu Campus Gymnasium, Southwest Jiaotong University
	17:30	6	Women	Pool D	JPN vs COL	Chengdu University Gymnasium
	20:00	14	Men	Pool C	CHN vs UKR	Guanghua Campus Gymnasium, Southwest University of Finance and Economics
	20:00	15	Men	Pool D	GER vs ITA	Hongyi Gymnasium, Sichuan Vocational and Technical College of Communications
	20:00	16	Men	Pool D	BRA vs TPE	Xihua University Gymnasium
	20:00	8	Women	Pool B	ARG vs CHN	Chengdu University Gymnasium
	20:15	7	Women	Pool C	ITA vs IND	Xipu Campus Gymnasium, Southwest Jiaotong University
TUE 1 AUG	20:00	9	Women	Pool D	CZE vs JPN	Xipu Campus Gymnasium, Southwest Jiaotong University
	20:00	10	Women	Pool C	HKG vs ITA	Chengdu University Gymnasium
	20:00	11	Women	Pool B	GER vs ARG	Guanghua Campus Gymnasium, Southwest University of Finance and Economics
	20:00	12	Women	Pool A	BRA vs TPE	Xihua University Gymnasium
WED 2 AUG	17:30	17	Men	Pool B	ARG vs IRI	Xipu Campus Gymnasium, Southwest Jiaotong University
	17:30	18	Men	Pool D	GER vs TPE	Chengdu University Gymnasium
	17:30	19	Men	Pool C	JPN vs UKR	Guanghua Campus Gymnasium, Southwest University of Finance and Economics
	20:00	20	Men	Pool D	ITA vs BRA	Xipu Campus Gymnasium, Southwest Jiaotong University
	20:00	21	Men	Pool C	AZE vs CHN	Chengdu University Gymnasium
	20:00	22	Men	Pool B	CZE vs IND	Guanghua Campus Gymnasium, Southwest University of Finance and Economics
	20:00	23	Men	Pool A	KOR vs POL	Hongyi Gymnasium, Sichuan Vocational and Technical College of Communications



Competition Schedule

竞赛日程

As of SAT 05 AUG 2023 at 22:56

Date	Start Time	Match Number	Gender	Phase	Teams	Venue
WED 2 AUG	20:00	24	Men	Pool A	POR vs HKG	Xihua University Gymnasium
THU 3 AUG	17:30	13	Women	1-8QF	BRA vs HKG	Xipu Campus Gymnasium,Southwest Jiaotong University
	17:30	14	Women	1-8QF	ITA vs POL	Chengdu University Gymnasium
	20:00	15	Women	1-8QF	JPN vs GER	Xipu Campus Gymnasium,Southwest Jiaotong University
	20:00	16	Women	1-8QF	CHN vs CZE	Chengdu University Gymnasium
	20:00	17	Women	9-12SF	TPE vs IND	Hongyi Gymnasium,Sichuan Vocational and Technical College of Communications
	20:00	18	Women	9-12SF	ARG vs COL	Xihua University Gymnasium
FRI 4 AUG	15:00	25	Men	1-8QF	POL vs UKR	Xipu Campus Gymnasium,Southwest Jiaotong University
	15:00	26	Men	1-8QF	POR vs CHN	Chengdu University Gymnasium
	17:30	27	Men	1-8QF	ITA vs ARG	Chengdu University Gymnasium
	17:30	28	Men	9-16SF	KOR vs AZE	Hongyi Gymnasium,Sichuan Vocational and Technical College of Communications
	17:30	29	Men	9-16SF	BRA vs IND	Xihua University Gymnasium
	17:30	19	Women	1-4SF	BRA vs JPN	Xipu Campus Gymnasium,Southwest Jiaotong University
	17:30	20	Women	5-8SF	HKG vs GER	Guanghua Campus Gymnasium,Southwest University of Finance and Economics
	20:00	31	Men	9-16SF	CZE vs TPE	Hongyi Gymnasium,Sichuan Vocational and Technical College of Communications
	20:00	22	Women	5-8SF	ITA vs CZE	Guanghua Campus Gymnasium,Southwest University of Finance and Economics
	20:05	30	Men	1-8QF	IRI vs GER	Chengdu University Gymnasium
	20:25	32	Men	9-16SF	HKG vs JPN	Xihua University Gymnasium
	20:25	21	Women	1-4SF	POL vs CHN	Xipu Campus Gymnasium,Southwest Jiaotong University
	15:00	33	Men	9-12SF	KOR vs TPE	Xipu Campus Gymnasium,Southwest Jiaotong University
	15:00	34	Men	9-12SF	BRA vs JPN	Chengdu University Gymnasium
SAT 5 AUG	17:30	37	Men	13-16SF	AZE vs CZE	Xihua University Gymnasium
	17:30	23	Women	9-10final	TPE vs ARG	Guanghua Campus Gymnasium,Southwest University of Finance and Economics
	17:30	24	Women	11-12final	IND vs COL	Hongyi Gymnasium,Sichuan Vocational and Technical College of Communications
	17:45	35	Men	1-4SF	POL vs IRI	Xipu Campus Gymnasium,Southwest Jiaotong University
	17:50	36	Men	5-8SF	UKR vs GER	Chengdu University Gymnasium
	20:00	38	Men	1-4SF	ITA vs CHN	Xipu Campus Gymnasium,Southwest Jiaotong University
	20:00	39	Men	5-8SF	ARG vs POR	Chengdu University Gymnasium
	20:00	40	Men	13-16SF	IND vs HKG	Xihua University Gymnasium
	20:00	25	Women	5-6final	GER vs ITA	Guanghua Campus Gymnasium,Southwest University of Finance and Economics
	20:00	26	Women	7-8final	HKG vs CZE	Hongyi Gymnasium,Sichuan Vocational and Technical College of Communications
	15:00	41	Men	7-8final	UKR vs POR	Chengdu University Gymnasium
	15:00	42	Men	11-12final	TPE vs JPN	Guanghua Campus Gymnasium,Southwest University of Finance and Economics
	15:00	43	Men	13-14final	CZE vs IND	Hongyi Gymnasium,Sichuan Vocational and Technical College of Communications
	15:00	44	Men	15-16final	AZE vs HKG	Xihua University Gymnasium



Competition Schedule

竞赛日程

As of SAT 05 AUG 2023 at 22:56

Date	Start Time	Match Number	Gender	Phase	Teams	Venue
SUN 6 AUG	17:00	27	Women	3-4final	BRA vs POL	Xipu Campus Gymnasium,Southwest Jiaotong University
	17:30	45	Men	5-6final	GER vs ARG	Chengdu University Gymnasium
	17:30	46	Men	9-10final	KOR vs BRA	Guanghua Campus Gymnasium,Southwest University of Finance and Economics
	20:00	28	Women	1-2final	JPN vs CHN	Xipu Campus Gymnasium,Southwest Jiaotong University
MON 7 AUG	17:00	47	Men	3-4final	IRI vs CHN	Xipu Campus Gymnasium,Southwest Jiaotong University
	20:00	48	Men	1-2final	POL vs ITA	Xipu Campus Gymnasium,Southwest Jiaotong University

Note:

Please check online for more details and the latest updates.



FISU
WORLD
UNIVERSITY
GAMES
SUMMER

Entry List





Number of Entries by C/R
参赛人数 (按国家/地区排序)

As of TUE 08 AUG 2023 at 10:37

C/R Code	Country	Number of Athletes		
		Men	Women	Total
ARG	Argentina	12	12	24
AZE	Azerbaijan	12		12
BRA	Brazil	11	12	23
CHN	China	12	12	24
COL	Colombia		10	10
CZE	Czech Republic	12	12	24
GER	Germany	12	12	24
HKG	Hong Kong, China	12	12	24
IND	India	12	12	24
IRI	IR Iran	11		11
ITA	Italy	12	12	24
JPN	Japan	12	12	24
KOR	Rep. Korea	12		12
POL	Poland	12	12	24
POR	Portugal	11		11
TPE	Chinese Taipei	11	12	23
UKR	Ukraine	12		12
	Total: 17	188	142	330



Team Competition List
出赛名单

As of SAT 29 JUL 2023 at 16:48

Match 1

POR vs POL

1st Referee: GOU Ming (CHN)

2nd Referee: BENSIMON Royi Rafi (ISR)

POR - Portugal

Team colour: Red

No.	Name	Pos.	Han.	Height m /ft in	Highest Reach		Date of Birth	Tournament Totals				
					Spike cm	Block cm		Spike	Block	Serve	Total	%
2	FERNANDES SAMPAIO Marco Joao	OH			330.0	320.0	27 MAR 2001	0	0	0	0	0.00
5	NOGUEIRA GOMES Goncalo L	L			305.0	295.0	28 MAR 2003	0	0	0	0	0.00
7	TEIXEIRA BELO MARQUES Nuno Filipe	OH			0.0	0.0	6 JUN 2003	0	0	0	0	0.00
8	PEIXOTO FIGUEIREDO Manuel	OP			0.0	0.0	10 SEP 2003	0	0	0	0	0.00
9	CAMPOS AZENHA Miguel	OH			300.0	299.0	24 JUL 2004	0	0	0	0	0.00
10	DA CRUZ BRITO Eduardo Antonio	MB			0.0	0.0	10 MAY 2003	0	0	0	0	0.00
12	BRAGA MONTEIRO Paulo Daniel	OH			330.0	320.0	13 APR 2003	0	0	0	0	0.00
14	ALMEIDA CAVALCANTI Gustavo	OH			345.0	327.0	3 FEB 2001	0	0	0	0	0.00
15	NOGUEIRA NEVES PEREIRA POMBEIRO F.. C	S			350.0	315.0	14 JUN 1996	0	0	0	0	0.00
17	CONCEICAO DIAS Bruno	S			305.0	280.0	25 JUL 2003	0	0	0	0	0.00
18	FONSECA NEVES OLIVEIRA Bernardo	MB			330.0	300.0	13 DEC 2002	0	0	0	0	0.00
Head Coach: TEIXEIRA DA SILVA Hugo Armando					Assistant Coach: DA CUNHA ANTUNES Leandro Vitor							

Results in
these Games

Phase	Opponent	Sets	Points per Set
-------	----------	------	----------------

POL - Poland

Team colour: White

No.	Name	Pos.	Han.	Height m /ft in	Highest Reach		Date of Birth	Tournament Totals				
					Spike cm	Block cm		Spike	Block	Serve	Total	%
2	CZYZOWSKI Jakub	OH			345.0	318.0	14 DEC 2001	0	0	0	0	0.00
4	KOZUB Lukasz Krzysztof C	S			320.0	305.0	3 NOV 1997	0	0	0	0	0.00
9	SASAK Kewin Michal	OP			355.0	331.0	20 FEB 1997	0	0	0	0	0.00
10	GIERZOT Michal	OH			350.0	328.0	4 OCT 2001	0	0	0	0	0.00
11	KOGUT Damian Patryk	OH			343.0	320.0	3 JAN 1997	0	0	0	0	0.00
13	MAGNUSZEWSKI Mariusz	S			330.0	310.0	14 SEP 1997	0	0	0	0	0.00
14	ABRAMOWICZ Jakub	MB			350.0	330.0	10 APR 1998	0	0	0	0	0.00
16	WOCH Dawid Tomasz	MB			350.0	330.0	16 MAY 1997	0	0	0	0	0.00
17	KRYSIK Maciej	OH			355.0	325.0	7 JAN 1999	0	0	0	0	0.00
19	DULSKI Dawid	OP			352.0	333.0	1 NOV 2002	0	0	0	0	0.00
20	SZYMURA Kamil Tadeusz L	L			320.0	295.0	24 JAN 1999	0	0	0	0	0.00
72	POREBA Mateusz Andrzej	MB			350.0	335.0	24 AUG 1999	0	0	0	0	0.00
Head Coach: LUKS Dariusz Jacek					Assistant Coach: MIERZEJEWSKI Marcin Mariusz							

Results in
these Games

Phase	Opponent	Sets	Points per Set
-------	----------	------	----------------

Legend:

%	Percent of total team scoring	(c)	Team Captain	BH	Both Handed	DSQ	Disqualified
Han.	Handedness	L	Libero	LH	Left Handed	MB	Middle Blocker
No.	Shirt number	OS	Opposite Spiker	Pos.	Playing position	RH	Right Handed
S	Setter	WS	Wing Spiker				



Team Competition List 出赛名单

As of SAT 29 JUL 2023 at 18:10

Match 2

KOR vs HKG

1st Referee: SEROLE Edgar (BOT)

2nd Referee: VASILEIADIS Vasileios (GRE)

KOR - Republic of Korea

Team colour: Black

No.	Name	Pos.	Han.	Height m /ft in	Highest Reach		Date of Birth	Tournament Totals				
					Spike cm	Block cm		Spike	Block	Serve	Total	%
1	PARK Seungsu	OH			330.0	320.0	30 JAN 2002	0	0	0	0	0.00
3	LEE Hyeonseung	S			295.0	290.0	2 JAN 2001	0	0	0	0	0.00
5	SONG Mingyun L	L			270.0	260.0	6 JAN 2000	0	0	0	0	0.00
6	KIM Sunho C	OH			310.0	300.0	18 JAN 1999	0	0	0	0	0.00
7	PARK Taeseong	S			325.0	305.0	9 APR 2001	0	0	0	0	0.00
10	LEE Yunsoo	OP			320.0	310.0	15 SEP 2003	0	0	0	0	0.00
12	LEE Junyeong	MB			325.0	320.0	4 JUL 2003	0	0	0	0	0.00
13	JEONG Taejun	MB			320.0	310.0	14 MAR 2000	0	0	0	0	0.00
15	LEE Yulri	MB			320.0	310.0	14 SEP 2000	0	0	0	0	0.00
16	JEONG Hanyong	OH			330.0	320.0	31 JUL 2001	0	0	0	0	0.00
18	HONG Dongseon	OH			320.0	310.0	16 MAY 2001	0	0	0	0	0.00
20	SHIN Hojin	OP			310.0	300.0	26 FEB 2001	0	0	0	0	0.00
Head Coach: YANG Jin Woong					Assistant Coach: SONG Byungil							

Results in
these Games

Phase	Opponent	Sets	Points per Set
-------	----------	------	----------------

HKG - Hong Kong, China

Team colour: Red

No.	Name	Pos.	Han.	Height m /ft in	Highest Reach		Date of Birth	Tournament Totals				
					Spike cm	Block cm		Spike	Block	Serve	Total	%
3	CHIU Curtis Yuheng L	L			305.0	290.0	26 MAR 2001	0	0	0	0	0.00
4	LEUNG Ho Yin	OH			330.0	320.0	26 SEP 1998	0	0	0	0	0.00
5	WAN Ka Nam	OH			325.0	320.0	17 OCT 2003	0	0	0	0	0.00
7	KWAN Cheuk Hang	S			320.0	315.0	20 DEC 1997	0	0	0	0	0.00
8	POON Chi Leung	MB			330.0	310.0	30 JAN 1997	0	0	0	0	0.00
9	AU Chin To C	OH			330.0	320.0	13 FEB 1996	0	0	0	0	0.00
10	TAM Chun Ho Damian	OP			340.0	330.0	20 APR 2001	0	0	0	0	0.00
11	LAM Sze Lok	MB			325.0	320.0	29 MAR 2003	0	0	0	0	0.00
12	CHING Hon Lam	S			320.0	315.0	25 JAN 2001	0	0	0	0	0.00
17	LAM Yin Chun	OH			340.0	320.0	11 APR 2001	0	0	0	0	0.00
19	SIO Ka Yiu	MB			330.0	320.0	27 NOV 2002	0	0	0	0	0.00
20	CHEUNG Ngai Yiu	OH			335.0	325.0	27 OCT 2002	0	0	0	0	0.00
Head Coach: YAU HOK Chun					Assistant Coach: POON WAI King							

Results in
these Games

Phase	Opponent	Sets	Points per Set
-------	----------	------	----------------

Legend:

% Percent of total team scoring
Han. Handedness
No. Shirt number
S Setter

(c) Team Captain
L Libero
OS Opposite Spiker
WS Wing Spiker

BH Both Handed
LH Left Handed
Pos. Playing position

DSQ Disqualified
MB Middle Blocker
RH Right Handed



Team Competition List 出赛名单

As of SAT 29 JUL 2023 at 16:58

Match 3

CZE vs IRI

1st Referee: SZYDLOWSKI Robert Karol (AUS) 2nd Referee: KUROKI JUNIOR George Hideyul (BRA)

CZE - Czech Republic

Team colour: Red

No.	Name	Pos.	Han.	Height m /ft in	Highest Reach		Date of Birth	Tournament Totals				
					Spike cm	Block cm		Spike	Block	Serve	Total	%
2	SULC Radim	OH			331.0	313.0	29 OCT 1999	0	0	0	0	0.00
4	DVORAK Jakub	OH			350.0	330.0	20 FEB 1998	0	0	0	0	0.00
7	SULC Marek C	OH			343.0	320.0	15 FEB 1998	0	0	0	0	0.00
8	KUNC Tomas L	L			310.0	295.0	18 OCT 1997	0	0	0	0	0.00
9	PISKACEK Ondrej	OH			334.0	320.0	23 JAN 1999	0	0	0	0	0.00
10	RIMAL Daniel	OP			342.0	320.0	11 OCT 1996	0	0	0	0	0.00
11	SABRT Martin	MB			356.0	335.0	31 AUG 2000	0	0	0	0	0.00
14	JANECKA Jakub	MB			335.0	320.0	6 APR 1997	0	0	0	0	0.00
18	SVOBODA Jan	OP			345.0	335.0	30 JUL 2000	0	0	0	0	0.00
19	SUDA Radek	OH			348.0	320.0	20 NOV 1998	0	0	0	0	0.00
20	TROJANOWICZ Lukas	MB			355.0	340.0	4 JUL 2000	0	0	0	0	0.00
21	DRAHONOVSKY Matous	OH			346.0	236.0	7 MAY 2001	0	0	0	0	0.00
Head Coach: LUBOMIR Vasina					Assistant Coach: MELICHALEK Zdenek							

Results in
these Games

Phase	Opponent	Sets	Points per Set
-------	----------	------	----------------

IRI - Islamic Republic of Iran

Team colour: White

No.	Name	Pos.	Han.	Height m /ft in	Highest Reach		Date of Birth	Tournament Totals				
					Spike cm	Block cm		Spike	Block	Serve	Total	%
1	SADATIBALADEHI Seyedamirhossein	OP			340	330	19 JUN 2003	0	0	0	0	0.00
4	HOSSEINPOUR Porya	OP			340	320	18 MAR 2003	0	0	0	0	0.00
7	MOSLEHABADI FARAHANI Alireza	MB			340	330	8 NOV 1998	0	0	0	0	0.00
10	NOROUZI Erfan	MB			340	330	12 JUL 2003	0	0	0	0	0.00
11	KAMALABADI Soheil C	OP			330	320	14 JAN 2001	0	0	0	0	0.00
12	MOMENI MOGHADAM Pendar	S			310	305	14 APR 2003	0	0	0	0	0.00
13	MASHHADI Seyedmohammadreza	OP			320	300	14 SEP 2000	0	0	0	0	0.00
15	BEHNEZHAD Arshia	S			310	305	4 AUG 2003	0	0	0	0	0.00
16	SAKHAVI Mousa L	L			280	260	12 MAR 2000	0	0	0	0	0.00
18	MOLAABASI Amirhasan	MB			330	310	23 MAR 2000	0	0	0	0	0.00
20	HEIDARI Kiavash	OP			345.0	320.0	27 APR 1998	0	0	0	0	0.00
Head Coach: MOMENIMOGHADAM Gholam Reza					Assistant Coach: MONAZAMI Amirhossein							

Results in
these Games

Phase	Opponent	Sets	Points per Set
-------	----------	------	----------------

Legend:

%	Percent of total team scoring	(c)	Team Captain	BH	Both Handed	DSQ	Disqualified
Han.	Handedness	L	Libero	LH	Left Handed	MB	Middle Blocker
No.	Shirt number	OS	Opposite Spiker	Pos.	Playing position	RH	Right Handed
S	Setter	WS	Wing Spiker				



Team Competition List 出赛名单

As of SAT 29 JUL 2023 at 19:55

Match 4

JPN vs CHN

1st Referee: SCHIMPL Igor (SVK)

2nd Referee: THORNBURGH William (USA)

JPN - Japan

Team colour: Red

No.	Name	Pos.	Han.	Height m /ft in	Highest Reach		Date of Birth	Tournament Totals				
					Spike cm	Block cm		Spike	Block	Serve	Total	%
1	YAMAMOTO Ryu C	S			325.0	315.0	23 SEP 2000	0	0	0	0	0.00
2	ONIKI Ren	MB			344.0	320.0	28 AUG 2000	0	0	0	0	0.00
4	MIZUMACHI Taito	OH			325.0	315.0	7 SEP 2001	0	0	0	0	0.00
5	SOMENO Hikaru	OH			335.0	315.0	3 JUL 2001	0	0	0	0	0.00
6	YAMADA Daiki	OH			345.0	320.0	7 AUG 2001	0	0	0	0	0.00
7	KAI Kotaro	OH			330.0	315.0	5 NOV 2001	0	0	0	0	0.00
8	NAKASHIMA Kento	OH			310.0	300.0	15 OCT 2001	0	0	0	0	0.00
9	FUJIWARA Naoya	OH			345.0	320.0	24 DEC 2001	0	0	0	0	0.00
10	TAKAKI Keishiro L	L			297.0	280.0	3 SEP 2001	0	0	0	0	0.00
13	KAWAGUCHI Shuto	OH			340.0	320.0	9 AUG 2000	0	0	0	0	0.00
14	TARUMI Yuga	OH			350.0	330.0	2 NOV 2000	0	0	0	0	0.00
16	YASUHARA Dai	MB			347.0	312.0	14 AUG 2001	0	0	0	0	0.00
Head Coach: YAMAMOTO Kenji					Assistant Coach: NAKATA Manabu							

Results in
these Games

Phase	Opponent	Sets	Points per Set
-------	----------	------	----------------

CHN - People's Republic of China

Team colour: White

No.	Name	Pos.	Han.	Height m /ft in	Highest Reach		Date of Birth	Tournament Totals				
					Spike cm	Block cm		Spike	Block	Serve	Total	%
1	CHEN Leiyang	S			345.0	340.0	25 JAN 1999	0	0	0	0	0.00
2	WANG Hebin C	S			339.0	334.0	27 JUN 1999	0	0	0	0	0.00
5	WANG Bin	OH			343.0	338.0	23 JUN 2001	0	0	0	0	0.00
6	DENG Xinpeng	OH			355.0	350.0	10 APR 2001	0	0	0	0	0.00
7	PENG Shikun	MB			359.0	354.0	26 AUG 2000	0	0	0	0	0.00
9	WANG Dongchen	MB			351.0	346.0	1 JUN 2000	0	0	0	0	0.00
10	ZHANG Guanhua	OP			344.0	339.0	10 JUL 1997	0	0	0	0	0.00
11	YANG Yiming L	L			330.0	325.0	29 SEP 1999	0	0	0	0	0.00
12	HU Zhenzhuo	OP			340.0	335.0	25 JUN 2002	0	0	0	0	0.00
Head Coach: WU Sheng					Assistant Coach: SHEN Andong							

Results in
these Games

Phase	Opponent	Sets	Points per Set
-------	----------	------	----------------

Legend:

% Percent of total team scoring
Han. Handedness
No. Shirt number
S Setter

(c) Team Captain
L Libero
OS Opposite Spiker
WS Wing Spiker

BH Both Handed
LH Left Handed
Pos. Playing position

DSQ Disqualified
MB Middle Blocker
RH Right Handed



Team Competition List
出赛名单

As of SAT 29 JUL 2023 at 19:22

Match 5

ARG vs IND

1st Referee: ROGIC Dejan (SRB)

2nd Referee: GOVENDER Dhevan (RSA)

ARG - Argentina

Team colour: Light Blue

No.	Name	Pos.	Han.	Height m /ft in	Highest Reach		Date of Birth	Tournament Totals				
					Spike cm	Block cm		Spike	Block	Serve	Total	%
2	CONDE BARRIOS Lucas	OH			326.0	295.0	6 OCT 2004	0	0	0	0	0.00
5	PONZIO Jonas Andres	OP			330.0	300.0	25 APR 2000	0	0	0	0	0.00
6	GOMEZ German Alfredo	OH			333.0	310.0	19 APR 2003	0	0	0	0	0.00
7	ROJAS Nahuel Agustin	OH			325.0	308.0	28 NOV 2003	0	0	0	0	0.00
8	SCARPA Tobias L	L			322.0	290.0	20 OCT 2001	0	0	0	0	0.00
9	DIAZ BOLLI Santiago Martin	S			320.0	290.0	24 APR 1998	0	0	0	0	0.00
12	BALAGUE Manuel C	OP			330.0	303.0	12 AUG 1998	0	0	0	0	0.00
13	GALLARDO Agustin Nicolas	MB			338.0	305.0	1 MAR 2001	0	0	0	0	0.00
14	SALAZAR TOMBION Imanol	MB			340.0	318.0	12 DEC 2003	0	0	0	0	0.00
20	SORIA Sergio Daniel	MB			338.0	305.0	20 APR 1997	0	0	0	0	0.00
21	NOVAS RUIZ Ignacio	OH			331.0	292.0	7 DEC 1998	0	0	0	0	0.00
77	GIRAUDO ESCURRA Matias	S			342.0	302.0	13 MAR 1998	0	0	0	0	0.00
Head Coach: DARRAIDOU Santiago Pedro					Assistant Coach: PEREIRA Pablo							

Results in
these Games

Phase	Opponent	Sets	Points per Set
-------	----------	------	----------------

IND - India

Team colour: Blue

No.	Name	Pos.	Han.	Height m /ft in	Highest Reach		Date of Birth	Tournament Totals				
					Spike cm	Block cm		Spike	Block	Serve	Total	%
1	KUMAR Aman	OH			352.0	328.0	10 JAN 2004	0	0	0	0	0.00
2	GOLLAHALLI NANDISH Dushyanth	MB			350.0	328.0	18 MAY 2001	0	0	0	0	0.00
3	PANDIYARAJ Aswath	S			340.0	317.0	27 MAR 2003	0	0	0	0	0.00
4	CHOUDHARY Tanish	OH			353.0	329.0	21 NOV 2004	0	0	0	0	0.00
5	JASKARAN SINGH	OP			340.0	326.0	11 SEP 1999	0	0	0	0	0.00
7	CHAUDHARY Sameer	S			345.0	318.0	29 JUL 2003	0	0	0	0	0.00
8	SAWAN	OH			350.0	326.0	27 OCT 1996	0	0	0	0	0.00
10	GIRI Harshit	OP			341.0	325.0	2 SEP 2003	0	0	0	0	0.00
11	SINGH Dushyant C	MB			349.0	327.0	3 DEC 2003	0	0	0	0	0.00
12	BANJARA Surya Prakash L	L			298.0	278.0	11 JAN 2003	0	0	0	0	0.00
13	SAHAYA ANTHONI RAJ Santhosh	OH			350.0	322.0	27 OCT 2000	0	0	0	0	0.00
14	JASJODH Singh	MB			351.0	330.0	22 AUG 2002	0	0	0	0	0.00
Head Coach: DAKSHINAMOORTHY Sundarasan					Assistant Coach: RAJESH Kumar							

Results in
these Games

Phase	Opponent	Sets	Points per Set
-------	----------	------	----------------

Legend:

%	Percent of total team scoring	(c)	Team Captain	BH	Both Handed	DSQ	Disqualified
Han.	Handedness	L	Libero	LH	Left Handed	MB	Middle Blocker
No.	Shirt number	OS	Opposite Spiker	Pos.	Playing position	RH	Right Handed
S	Setter	WS	Wing Spiker				



Team Competition List

出赛名单

As of SAT 29 JUL 2023 at 20:35

Match 6 AZE vs UKR

1st Referee: VALENTAR Bernard (SLO) 2nd Referee: MASHASHA Sibangani Selor (ZIM)

AZE - Azerbaijan

Team colour: GREEN

No.	Name	Pos.	Han.	Height m /ft in	Highest Reach		Date of Birth	Tournament Totals				
					Spike cm	Block cm		Spike	Block	Serve	Total	%
2	AZIMOV Javid	OP			290.0	275.0	12 APR 1999	0	0	0	0	0.00
4	AGHAZADA Agil C	OP			340.0	320.0	19 APR 1998	0	0	0	0	0.00
5	ALIYEV Ruslan	OH			350.0	340.0	28 FEB 2001	0	0	0	0	0.00
6	ALIYEV Rashad L	L			170.0	210.0	1 APR 2004	0	0	0	0	0.00
7	GURSKII Roman	S			295.0	285.0	21 JUL 2001	0	0	0	0	0.00
8	NIKULENKO Yegor	MB			332.0	315.0	22 MAR 2001	0	0	0	0	0.00
10	BUNYATOV Yusif	OP			345.0	330.0	3 AUG 2004	0	0	0	0	0.00
11	AGHABAYOV Ramazan	MB			355.0	340.0	31 AUG 2000	0	0	0	0	0.00
12	JENKEL Ferhat L	L			295.0	280.0	18 DEC 2003	0	0	0	0	0.00
13	RUSTAMOV Ali	MB			355.0	340.0	25 JUN 2003	0	0	0	0	0.00
14	DUNYAMALIYEV Sanan	OH			310.0	295.0	2 NOV 1998	0	0	0	0	0.00
23	DARYAYEV Farda	MB			360.0	345.0	14 JAN 2002	0	0	0	0	0.00

Head Coach: JALALOV Farid

Assistant Coach: GAHRAMANOV Dilgam

Results in
these Games

Phase	Opponent	Sets	Points per Set
-------	----------	------	----------------

UKR - Ukraine

Team colour: Yellow

No.	Name	Pos.	Han.	Height m /ft in	Highest Reach		Date of Birth	Tournament Totals				
					Spike cm	Block cm		Spike	Block	Serve	Total	%
1	OSTAPENKO Volodymyr	MB			340.0	320.0	28 JUL 1998	0	0	0	0	0.00
3	RIABOV Serhii	S			300.0	315.0	3 JUN 1999	0	0	0	0	0.00
7	YANCHUK Dmytro C	S			330.0	310.0	19 MAY 1999	0	0	0	0	0.00
8	STEBLETSKYI Andrii	S			340.0	320.0	29 NOV 2000	0	0	0	0	0.00
9	KRYVOBOK Ivan	MB			330.0	310.0	27 MAY 1999	0	0	0	0	0.00
11	STEPOVYI Yevhenii	OP			320.0	300.0	15 APR 2002	0	0	0	0	0.00
13	KLEPKO Heorhii	S			340.0	320.0	12 FEB 1997	0	0	0	0	0.00
21	PAMPUSHKO Yaroslav L	L			280.0	260.0	11 NOV 2001	0	0	0	0	0.00
23	VELETSKYI Denys	S			345.0	330.0	15 JAN 2000	0	0	0	0	0.00
25	MAZENKO Bohdan	MB			340.0	325.0	18 MAY 1996	0	0	0	0	0.00
30	MISHCHENKO Serhii	S			325.0	305.0	30 NOV 2000	0	0	0	0	0.00
42	URYVKIN Danylo	OP			340.0	320.0	27 MAY 2001	0	0	0	0	0.00

Head Coach: KOVALENKO Sergiy

Assistant Coach:

Results in
these Games

Phase	Opponent	Sets	Points per Set
-------	----------	------	----------------

Legend:

% Percent of total team scoring
Han. Handedness
No. Shirt number
S Setter

(c) Team Captain
L Libero
OS Opposite Spiker
WS Wing Spiker

BH Both Handed
LH Left Handed
Pos. Playing position

DSQ Disqualified
MB Middle Blocker
RH Right Handed



Team Competition List

出赛名单

As of SAT 29 JUL 2023 at 18:45

Match 7

GER vs BRA

1st Referee: CABRERA Celso Ricardo (ARG) 2nd Referee: SOKOL Katarzyna (POL)

GER - Germany

Team colour: Black

No.	Name	Pos.	Han.	Height m /ft in	Highest Reach		Date of Birth	Tournament Totals				
					Spike cm	Block cm		Spike	Block	Serve	Total	%
4	DERVISAJ Leon	S			340.0	320.0	7 SEP 1996	0	0	0	0	0.00
6	GRAVEN Leonard Julius L	L			319.0	301.0	22 APR 2004	0	0	0	0	0.00
8	JOHN Filip	OP			350.0	336.0	1 AUG 2001	0	0	0	0	0.00
16	PETER Tim	OH			348.0	330.0	8 SEP 1997	0	0	0	0	0.00
19	ROHRS Erik Johannes C	OH			353.0	336.0	24 APR 2001	0	0	0	0	0.00
23	GORALIK Yannick	MB			350.0	338.0	23 OCT 1997	0	0	0	0	0.00
24	BURGGRAF Eric Johannes	S			330.0	315.0	10 MAR 1999	0	0	0	0	0.00
29	BOGACHEV Egor	OH			355.0	325.0	6 APR 1997	0	0	0	0	0.00
31	BOHME Yann Niclas	OP			350.0	320.0	2 AUG 1997	0	0	0	0	0.00
32	KUNSTMANN Joscha Karl	MB			340.0	335.0	20 JUL 2003	0	0	0	0	0.00
33	TORWIE Simon Velantin	MB			342.0	331.0	1 NOV 2001	0	0	0	0	0.00
36	KARLITZEK Lorenz Friedbert	OP			343.0	328.0	17 FEB 1999	0	0	0	0	0.00
Head Coach: STEUERWALD Patrick					Assistant Coach: VON KAENEL Dominic							

Results in
these Games

Phase	Opponent	Sets	Points per Set
-------	----------	------	----------------

BRA - Brazil

Team colour: Yellow

No.	Name	Pos.	Han.	Height m /ft in	Highest Reach		Date of Birth	Tournament Totals				
					Spike cm	Block cm		Spike	Block	Serve	Total	%
4	GONCALVES Antony Gabriel	OH			351.0	334.0	30 MAR 1997	0	0	0	0	0.00
5	OLIVEIRA Jorge Romario	OP			345.0	330.0	19 APR 2001	0	0	0	0	0.00
6	FERREIRA SILVA Pedro Henrique	OH			350.0	334.0	17 FEB 1996	0	0	0	0	0.00
7	dos SANTOS Wallace L	L			330.0	310.0	30 JUN 1999	0	0	0	0	0.00
8	de MATTOS Joao Guilherme	S			325.0	303.0	25 OCT 2002	0	0	0	0	0.00
9	KRAUCHUK ESQUIVEL RODRIGUES Matheus	OP			355.0	340.0	4 NOV 1997	0	0	0	0	0.00
10	FACCIN Giovanni	MB			343.0	330.0	23 NOV 2002	0	0	0	0	0.00
11	FIGUEIREDO dos SANTOS David	MB			358.0	340.0	18 JUL 1998	0	0	0	0	0.00
12	ADAMI Henrique	S			340.0	320.0	15 DEC 1997	0	0	0	0	0.00
16	LERSCH da SILVEIRA Vinicius C	OH			340.0	320.0	16 JUL 1997	0	0	0	0	0.00
18	GUEDES Henrique Vinicius	MB			355.0	344.0	9 FEB 2002	0	0	0	0	0.00
Head Coach: ELIAS PONTES Evandro					Assistant Coach: NEVES GRILO Alexandro							

Results in
these Games

Phase	Opponent	Sets	Points per Set
-------	----------	------	----------------

Legend:

%	Percent of total team scoring	(c)	Team Captain	BH	Both Handed	DSQ	Disqualified
Han.	Handedness	L	Libero	LH	Left Handed	MB	Middle Blocker
No.	Shirt number	OS	Opposite Spiker	Pos.	Playing position	RH	Right Handed
S	Setter	WS	Wing Spiker				



Team Competition List
出赛名单

As of SAT 29 JUL 2023 at 19:33

Match 8

ITA vs TPE

1st Referee: KSHATRIYA Narendrasingh (IND) 2nd Referee: FADILI Ali (MAR)

ITA - Italy

Team colour: Dark Blue

No.	Name	Pos.	Han.	Height m /ft in	Highest Reach		Date of Birth	Tournament Totals				
					Spike cm	Block cm		Spike	Block	Serve	Total	%
2	PORRO Paolo	S			300.0	280.0	27 OCT 2001	0	0	0	0	0.00
3	HELD Tim	OH			348.0	335.0	17 APR 1998	0	0	0	0	0.00
6	POL Alberto	OH			350.0	340.0	4 MAR 2001	0	0	0	0	0.00
9	RECINE Francesco C	OH			348.0	335.0	7 FEB 1999	0	0	0	0	0.00
11	GARDINI Davide	OH			348.0	335.0	11 FEB 1999	0	0	0	0	0.00
13	CORTESIA Lorenzo	MB			340.0	320.0	26 JUL 1999	0	0	0	0	0.00
16	SALSI Nicola	OP			350.0	340.0	13 SEP 1997	0	0	0	0	0.00
24	CATANIA Damiano L	L			300.0	280.0	28 MAR 2001	0	0	0	0	0.00
25	VITELLI Marco	MB			340.0	320.0	4 APR 1996	0	0	0	0	0.00
27	CANESCHI Edoardo	MB			340.0	320.0	26 JAN 1997	0	0	0	0	0.00
29	MAGALINI Giulio	OH			348.0	335.0	14 AUG 2001	0	0	0	0	0.00
31	SALA Lorenzo	OP			349.0	335.0	15 SEP 2002	0	0	0	0	0.00
Head Coach: FANIZZA Vincenzo					Assistant Coach: LEONI Luca							

Results in
these Games

Phase	Opponent	Sets	Points per Set
-------	----------	------	----------------

TPE - Chinese Taipei

Team colour: White

No.	Name	Pos.	Han.	Height m /ft in	Highest Reach		Date of Birth	Tournament Totals				
					Spike cm	Block cm		Spike	Block	Serve	Total	%
1	KO Kai-jie	S			330.0	320.0	25 OCT 1998	0	0	0	0	0.00
2	JHANG Yun-liang L	L			280.0	275.0	28 AUG 1998	0	0	0	0	0.00
4	CHEN Cheng-chi	MB			340.0	325.0	29 JAN 1999	0	0	0	0	0.00
7	JACKMAN Rayshon Nehemiah	OH			320.0	315.0	30 MAR 2002	0	0	0	0	0.00
8	LEI No	OH			320.0	329.0	29 OCT 2002	0	0	0	0	0.00
9	HUNG Jung-fa	OP			325.0	320.0	22 NOV 2000	0	0	0	0	0.00
10	LIN Jin-long	MB			348.0	330.0	19 JAN 2001	0	0	0	0	0.00
12	SUNG Po-ting C	OH			320.0	315.0	2 SEP 1998	0	0	0	0	0.00
14	CHANG Yu-sheng	OP			345.0	325.0	30 MAR 2000	0	0	0	0	0.00
15	LIN Chien	S			335.0	324.0	4 APR 2002	0	0	0	0	0.00
19	TSENG Hsiang-ming	OH			350.0	330.0	16 FEB 2002	0	0	0	0	0.00
Head Coach: MORO Branisav					Assistant Coach: MARKOVIC Filip							

Results in
these Games

Phase	Opponent	Sets	Points per Set
-------	----------	------	----------------

Legend:

% Percent of total team scoring
Han. Handedness
No. Shirt number
S Setter

(c) Team Captain
L Libero
OS Opposite Spiker
WS Wing Spiker

BH Both Handed
LH Left Handed
Pos. Playing position

DSQ Disqualified
MB Middle Blocker
RH Right Handed



Team Competition List 出赛名单

As of SUN 30 JUL 2023 at 19:17

Match 1

CHN vs GER

1st Referee: PEREIRA FELICIANO Fabricio (BRA) 2nd Referee: SZABO ALEXI Paul Catalin (ROU)

CHN - People's Republic of China

Team colour: Yellow

No.	Name	Pos.	Han.	Height m /ft in	Highest Reach		Date of Birth	Tournament Totals				
					Spike cm	Block cm		Spike	Block	Serve	Total	%
1	ZHANG Shiqi	MB			300.0	295.0	19 MAY 1999	0	0	0	0	0.00
2	MA Wanyue	OH			290.0	285.0	29 SEP 2004	0	0	0	0	0.00
3	XIE Shengyu	S			293.0	288.0	28 MAY 2004	0	0	0	0	0.00
4	XU Jianan L	L			240.0	235.0	2 APR 1998	0	0	0	0	0.00
5	WU Mengjie	OH			300.0	295.0	10 SEP 2002	0	0	0	0	0.00
6	GAO Yi	MB			317.0	312.0	22 JUL 1998	0	0	0	0	0.00
7	ZHONG Hui	OH			295.0	290.0	8 DEC 1997	0	0	0	0	0.00
8	XU Xiaoting	S			290.0	285.0	21 JAN 1998	0	0	0	0	0.00
9	ZHUANG Yushan C	OH			295.0	290.0	28 APR 2003	0	0	0	0	0.00
10	WANG Wenhan	MB			295.0	290.0	28 JUN 2002	0	0	0	0	0.00
11	ZHOU Yetong	OP			307.0	302.0	4 MAY 2002	0	0	0	0	0.00
12	MIAO Yiwen	OP			297.0	292.0	26 JUL 2000	0	0	0	0	0.00
Head Coach: ZHAO Yong					Assistant Coach: XIE Jiyang							

Results in
these Games

Phase	Opponent	Sets	Points per Set
-------	----------	------	----------------

GER - Germany

Team colour: Black

No.	Name	Pos.	Han.	Height m /ft in	Highest Reach		Date of Birth	Tournament Totals				
					Spike cm	Block cm		Spike	Block	Serve	Total	%
1	AGBORTABI Vanessa	OH			310.0	300.0	4 DEC 1998	0	0	0	0	0.00
8	FERNAU Pia	S			310.0	300.0	24 SEP 2002	0	0	0	0	0.00
20	WESKE Emilia Franziska	OP			311.0	300.0	26 MAR 2001	0	0	0	0	0.00
26	HOLZIG Annegret C	OH			310.0	300.0	29 MAY 1997	0	0	0	0	0.00
28	KELLER Luisa Theresa	OH			310.0	300.0	25 AUG 2001	0	0	0	0	0.00
29	LEWELING Pia	OH			310.0	300.0	4 JAN 1998	0	0	0	0	0.00
35	VAN CLEWE Luisa	MB			310.0	300.0	24 FEB 2003	0	0	0	0	0.00
36	SILGE Wiebke Hildegard	MB			310.0	300.0	16 JUL 1996	0	0	0	0	0.00
37	KUHL Alexia Hope	MB			310.0	300.0	11 AUG 2001	0	0	0	0	0.00
40	JATZKO Romy-Aylin Verena	OH			310.0	300.0	26 JAN 2000	0	0	0	0	0.00
43	KOHN Hannah Elisabeth	S			310.0	300.0	18 JUN 2003	0	0	0	0	0.00
46	NESTLER Patricia Michaela L	L			300.0	285.0	17 MAY 2001	0	0	0	0	0.00
Head Coach: NEUBAUER Nicki					Assistant Coach: BITTER Konstantin							

Results in
these Games

Phase	Opponent	Sets	Points per Set
-------	----------	------	----------------

Legend:

%	Percent of total team scoring	(c)	Team Captain	BH	Both Handed	DSQ	Disqualified
Han.	Handedness	L	Libero	LH	Left Handed	MB	Middle Blocker
No.	Shirt number	OS	Opposite Spiker	Pos.	Playing position	RH	Right Handed
S	Setter	WS	Wing Spiker				



Team Competition List 出赛名单

As of SUN 30 JUL 2023 at 19:24

Match 2

POL vs BRA

1st Referee: FADILI Ali (MAR)

2nd Referee: HARIZ Adberrazek (TUN)

POL - Poland

Team colour: Red

No.	Name	Pos.	Han.	Height m /ft in	Highest Reach		Date of Birth	Tournament Totals				
					Spike cm	Block cm		Spike	Block	Serve	Total	%
1	MOSKWA Kornelia Paulina	MB			308.0	297.0	30 OCT 1996	0	0	0	0	0.00
2	ORZYLOWSKA Marta	MB			304.0	290.0	10 MAY 1998	0	0	0	0	0.00
4	LISIAK Malgorzata Maria	MB			316.0	300.0	11 JUL 1996	0	0	0	0	0.00
6	RASINSKA Aleksandra Slawa	MB			310.0	290.0	6 NOV 1998	0	0	0	0	0.00
7	NOWAKOWSKA Pola	OH			305.0	285.0	30 JAN 1996	0	0	0	0	0.00
8	PIASECKA Julita Nadia	OH			311.0	287.0	25 SEP 2002	0	0	0	0	0.00
10	DRABEK Kinga Ewa L	L			280.0	270.0	10 MAY 1998	0	0	0	0	0.00
11	DRUZKOWSKA Karolina	OH			327.0	305.0	6 MAR 2002	0	0	0	0	0.00
13	LYCZAKOWSKA Marta	S			300.0	285.0	2 MAY 1998	0	0	0	0	0.00
18	LYSIK Justyna Agnieszka L	L			280.0	270.0	20 JAN 1999	0	0	0	0	0.00
21	GRABKA Alicja Elzbieta C	S			290.0	280.0	9 MAY 1998	0	0	0	0	0.00
22	SZLAGOWSKA Weronika Wiktoria	OH			313.0	290.0	29 NOV 2001	0	0	0	0	0.00
Head Coach: PASINSKI Jacek Robert					Assistant Coach: DABROWSKI Bartlomiej							

Results in
these Games

Phase	Opponent	Sets	Points per Set
-------	----------	------	----------------

BRA - Brazil

Team colour: Yellow

No.	Name	Pos.	Han.	Height m /ft in	Highest Reach		Date of Birth	Tournament Totals				
					Spike cm	Block cm		Spike	Block	Serve	Total	%
1	GONZAGA de CARVALHO Bruna	OH			291.0	285.0	14 APR 2001	0	0	0	0	0.00
4	TIAGO da SILVA Jussara Maria	MB			300.0	295.0	14 JUN 1996	0	0	0	0	0.00
5	PEREIRA DANIELSKI Natalia	OH			292.0	280.0	5 DEC 1999	0	0	0	0	0.00
6	de JESUS MACHADO Sabrina	OH			305.0	288.0	9 APR 1996	0	0	0	0	0.00
7	CRUZ de LIMA Lais L	L			260.0	240.0	17 SEP 1997	0	0	0	0	0.00
8	BARROS BAIJO Lenara	MB			297.0	289.0	31 JUL 2001	0	0	0	0	0.00
9	BATISTA MEDEIROS Lyara C	S			295.0	285.0	19 SEP 1996	0	0	0	0	0.00
10	LEANDRO GROTH Sabrina	OH			297.0	285.0	7 JUN 2000	0	0	0	0	0.00
11	LIMA de OLIVEIRA Maria Eduarda	OH			300.0	290.0	13 MAY 1999	0	0	0	0	0.00
13	MESQUITA dos SANTOS Camila	OP			296.0	284.0	27 FEB 2000	0	0	0	0	0.00
14	da SILVA COSTA Mikaella	S			290.0	280.0	14 JUN 1997	0	0	0	0	0.00
19	FRANCO de SOUZA PAULO Leticya	MB			298.0	290.0	26 APR 1998	0	0	0	0	0.00
Head Coach: GOMES Fernando					Assistant Coach: VIEIRA LUIZ							

Results in
these Games

Phase	Opponent	Sets	Points per Set
-------	----------	------	----------------

Legend:

% Percent of total team scoring
Han. Handedness
No. Shirt number
S Setter

(c) Team Captain
L Libero
OS Opposite Spiker
WS Wing Spiker

BH Both Handed
LH Left Handed
Pos. Playing position

DSQ Disqualified
MB Middle Blocker
RH Right Handed



Team Competition List
出赛名单

As of SUN 30 JUL 2023 at 19:33

Match 3 IND vs HKG

1st Referee: MARITNEZ MENDOZA Cinthya Ines (COL) 2nd Referee: CHUNG Ching Ju (TPE)

IND - India Team colour: Blue

No.	Name	Pos.	Han.	Height m /ft in	Highest Reach		Date of Birth	Tournament Totals				
					Spike cm	Block cm		Spike	Block	Serve	Total	%
1	KUMARI Sumedha L	L			255.0	245.0	7 JUN 1999	0	0	0	0	0.00
2	NAG Mamali	S			282.0	275.0	7 OCT 2003	0	0	0	0	0.00
3	SHIBANINI Priyadarshini	OH			280.0	273.0	10 APR 2001	0	0	0	0	0.00
4	KUMARAN Veena	OH			285.0	277.0	18 NOV 1999	0	0	0	0	0.00
5	KURIYEDATH Arya	OP			297.0	282.0	30 JAN 2002	0	0	0	0	0.00
6	PATHAK Roli	OP			295.0	285.0	20 JUN 2002	0	0	0	0	0.00
7	SHUKLA Purna Dipakbhai C	MB			300.0	290.0	9 AUG 2002	0	0	0	0	0.00
8	RAJANGAM Bothini	OH			280.0	274.0	28 MAY 1999	0	0	0	0	0.00
9	ROY Athira	S			278.0	270.0	15 MAY 1997	0	0	0	0	0.00
10	NEHA	OH			281.0	274.0	18 MAR 2001	0	0	0	0	0.00
12	PULLARI Ananya Sree	MB			299.0	288.0	8 OCT 2002	0	0	0	0	0.00
17	KOZHOTHHAZHAM SHANOJ Sruthi Lakshmi	MB			298.0	286.0	8 MAR 2000	0	0	0	0	0.00
Head Coach: VISWAMBHARAN Anilkumar					Assistant Coach: SINGH Jagdeep							

Results in
these Games

Phase	Opponent	Sets	Points per Set
-------	----------	------	----------------

HKG - Hong Kong, China Team colour: Red

No.	Name	Pos.	Han.	Height m /ft in	Highest Reach		Date of Birth	Tournament Totals				
					Spike cm	Block cm		Spike	Block	Serve	Total	%
2	CHAN Ming Wai	OH			277.0	270.0	26 MAR 1998	0	0	0	0	0.00
4	NG Wing Laam	OP			280.0	275.0	25 MAR 2000	0	0	0	0	0.00
5	HO Kin Yiu	MB			284.0	279.0	4 MAR 1996	0	0	0	0	0.00
6	WONG Sze Wing	S			270.0	265.0	19 JAN 1999	0	0	0	0	0.00
7	SHUM Lam	OP			280.0	275.0	7 JUL 2000	0	0	0	0	0.00
8	CHIM Wing Lam C	OH			288.0	278.0	8 NOV 1997	0	0	0	0	0.00
10	TSE Lai Lam	OH			275.0	270.0	29 NOV 2002	0	0	0	0	0.00
12	YIM Wing Ni	MB			285.0	280.0	30 JUL 2000	0	0	0	0	0.00
14	SUEN Yee Tung	S			277.0	270.0	22 JUL 2000	0	0	0	0	0.00
15	LAM Tsz Ching Phyllis	OH			283.0	275.0	3 MAY 2003	0	0	0	0	0.00
17	FONG Ka Yi	MB			285.0	280.0	27 JUL 2002	0	0	0	0	0.00
18	CHEUNG Hiu Nok Michelle L	L			265.0	255.0	24 JAN 2001	0	0	0	0	0.00
Head Coach: CHAN SHIU KI Edward					Assistant Coach: YU YING Chi							

Results in
these Games

Phase	Opponent	Sets	Points per Set
-------	----------	------	----------------

Legend:

%	Percent of total team scoring	(c)	Team Captain	BH	Both Handed	DSQ	Disqualified
Han.	Handedness	L	Libero	LH	Left Handed	MB	Middle Blocker
No.	Shirt number	OS	Opposite Spiker	Pos.	Playing position	RH	Right Handed
S	Setter	WS	Wing Spiker				



Team Competition List 出赛名单

As of SUN 30 JUL 2023 at 19:18

Match 4

COL vs CZE

1st Referee: LEUNG Yin Yan (HKG)

2nd Referee: KOVALCHUK Andrii (UKR)

COL - Colombia

Team colour: Blue

No.	Name	Pos.	Han.	Height m /ft in	Highest Reach		Date of Birth	Tournament Totals				
					Spike cm	Block cm		Spike	Block	Serve	Total	%
2	CAMILA Alvarez Diez	MB			269	257	2 FEB 2000	0	0	0	0	0.00
3	DANIELA Valencia Santamaria C	S			280	264	12 MAY 1997	0	0	0	0	0.00
4	ANA MARIA Zapata Londono	S			270	261	20 SEP 2000	0	0	0	0	0.00
6	MARIA ISABEL Villa Castillo	MB			279	269	15 DEC 1999	0	0	0	0	0.00
8	ISABEL CRISTINA Hernandez Ardila	OP			276	258	22 AUG 2000	0	0	0	0	0.00
9	ELIZABETH Ramirez Vanegas L	L			282	269	28 MAR 2001	0	0	0	0	0.00
10	CATALINA Londono Castaneda	OH			279	263	2 JAN 1999	0	0	0	0	0.00
14	MARIANA Vasco Lopez	OH			284	270	3 MAR 2002	0	0	0	0	0.00
15	SOFIA Cuartas Pineres	OP			289	290	2 FEB 2004	0	0	0	0	0.00
16	SOFIA Restrepo Zapata	S			259	250	3 MAY 2001	0	0	0	0	0.00

Head Coach: HERNANDEZ ATEHORTUA Juan Camilo

Assistant Coach:

Results in
these Games

Phase	Opponent	Sets	Points per Set
-------	----------	------	----------------

CZE - Czech Republic

Team colour: White

No.	Name	Pos.	Han.	Height m /ft in	Highest Reach		Date of Birth	Tournament Totals				
					Spike cm	Block cm		Spike	Block	Serve	Total	%
2	VIRTOVA Veronika	OH			286.0	280.0	3 SEP 2002	0	0	0	0	0.00
4	CHALOUPKOVA Barbora	OH			283.0	278.0	4 JUL 2003	0	0	0	0	0.00
6	SMIDOVA Nicole	S			292.0	285.0	20 MAR 1999	0	0	0	0	0.00
8	KUNIKOVA Katerina	OP			287.0	282.0	11 JUN 2001	0	0	0	0	0.00
9	SVOBODOVA Eva C	OH			295.0	287.0	6 MAY 1997	0	0	0	0	0.00
10	BENEDIKTOVA Adela	MB			291.0	287.0	27 JUN 2000	0	0	0	0	0.00
11	GRABOVSKA Kveta	S			310.0	285.0	29 MAY 2002	0	0	0	0	0.00
12	DLOUHA Michaela	MB			302.0	295.0	7 NOV 2003	0	0	0	0	0.00
14	KOLAROVA Lucie L	L			279.0	270.0	2 SEP 2000	0	0	0	0	0.00
15	KNEIFLOVA Ema	MB			305.0	293.0	22 JUN 2002	0	0	0	0	0.00
19	WEIDENTHALEROVA Aneta	OH			288.0	283.0	22 JAN 1999	0	0	0	0	0.00
27	KALHOUSOVA Lucie	OH			303.0	291.0	14 MAY 1996	0	0	0	0	0.00

Head Coach: MAREK Ondrej

Assistant Coach: KRPAC Radek

Results in
these Games

Phase	Opponent	Sets	Points per Set
-------	----------	------	----------------

Legend:

% Percent of total team scoring
Han. Handedness
No. Shirt number
S Setter

(c) Team Captain
L Libero
OS Opposite Spiker
WS Wing Spiker

BH Both Handed
LH Left Handed
Pos. Playing position

DSQ Disqualified
MB Middle Blocker
RH Right Handed



Team Competition List

出赛名单

As of MON 31 JUL 2023 at 14:44

Match 9 POL vs HKG

1st Referee: MASHASHA Sibangani Selome (ZIM) 2nd Referee: VILLARREAL Andres (ARG)

POL - Poland

Team colour: Red

No.	Name	Pos.	Han.	Height m /ft in	Highest Reach		Date of Birth	Tournament Totals				
					Spike cm	Block cm		Spike	Block	Serve	Total	%
2	CYZOWSKI Jakub	OH			345.0	318.0	14 DEC 2001	0	0	0	0	0.00
4	KOZUB Lukasz Krzysztof C	S			320.0	305.0	3 NOV 1997	0	2	0	2	3.64
9	SASAK Kewin Michal	OP			355.0	331.0	20 FEB 1997	5	1	2	8	14.55
10	GIERZOT Michal	OH			350.0	328.0	4 OCT 2001	14	1	1	16	29.09
11	KOGUT Damian Patryk	OH			343.0	320.0	3 JAN 1997	4	1	1	6	10.91
13	MAGNUSZEWSKI Mariusz	S			330.0	310.0	14 SEP 1997	0	0	0	0	0.00
14	ABRAMOWICZ Jakub	MB			350.0	330.0	10 APR 1998	0	0	0	0	0.00
16	WOCH Dawid Tomasz	MB			350.0	330.0	16 MAY 1997	4	2	0	6	10.91
17	KRYSIK Maciej	OH			355.0	325.0	7 JAN 1999	1	0	0	1	1.82
19	DULSKI Dawid	OP			352.0	333.0	1 NOV 2002	5	1	2	8	14.55
20	SZYMURA Kamil Tadeusz L	L			320.0	295.0	24 JAN 1999	0	0	0	0	0.00
72	POREBA Mateusz Andrzej	MB			350.0	335.0	24 AUG 1999	5	3	0	8	14.55
Head Coach: LUKS Dariusz Jacek					Assistant Coach: MIERZEJEWSKI Marcin Mariusz							

Results in
these Games

Phase	Opponent	Sets	Points per Set
Pool A	POR	3-0	25-12,25-15,25-20

HKG - Hong Kong, China

Team colour: Black

No.	Name	Pos.	Han.	Height m /ft in	Highest Reach		Date of Birth	Tournament Totals				
					Spike cm	Block cm		Spike	Block	Serve	Total	%
3	CHIU Curtis Yuheng L	L			305.0	290.0	26 MAR 2001	0	0	0	0	0.00
4	LEUNG Ho Yin	OH			330.0	320.0	26 SEP 1998	2	0	0	2	7.14
5	WAN Ka Nam	OH			325.0	320.0	17 OCT 2003	1	0	1	2	7.14
7	KWAN Cheuk Hang	S			320.0	315.0	20 DEC 1997	0	0	0	0	0.00
8	POON Chi Leung	MB			330.0	310.0	30 JAN 1997	0	0	0	0	0.00
9	AU Chin To C	OH			330.0	320.0	13 FEB 1996	3	1	0	4	14.29
10	TAM Chun Ho Damian	OP			340.0	330.0	20 APR 2001	10	0	1	11	39.29
11	LAM Sze Lok	MB			325.0	320.0	29 MAR 2003	0	0	0	0	0.00
12	CHING Hon Lam	S			320.0	315.0	25 JAN 2001	1	0	0	1	3.57
17	LAM Yin Chun	OH			340.0	320.0	11 APR 2001	2	0	1	3	10.71
19	SIO Ka Yiu	MB			330.0	320.0	27 NOV 2002	2	2	0	4	14.29
20	CHEUNG Ngai Yiu	OH			335.0	325.0	27 OCT 2002	1	0	0	1	3.57
Head Coach: YAU HOK Chun					Assistant Coach: POON WAI King							

Results in
these Games

Phase	Opponent	Sets	Points per Set
Pool A	KOR	0-3	13-25,19-25,12-25

Legend:

%	Percent of total team scoring	(c)	Team Captain	BH	Both Handed	DSQ	Disqualified
Han.	Handedness	L	Libero	LH	Left Handed	MB	Middle Blocker
No.	Shirt number	OS	Opposite Spiker	Pos.	Playing position	RH	Right Handed
S	Setter	WS	Wing Spiker				



Team Competition List 出赛名单

As of MON 31 JUL 2023 at 14:35

Match 10

POR vs KOR

1st Referee: THORNBURGH William (USA) 2nd Referee: GERARD Joseph (MAS)

POR - Portugal

Team colour: GREEN

No.	Name	Pos.	Han.	Height m /ft in	Highest Reach		Date of Birth	Tournament Totals				
					Spike cm	Block cm		Spike	Block	Serve	Total	%
2	FERNANDES SAMPAIO Marco Joao	OH			330.0	320.0	27 MAR 2001	0	0	0	0	0.00
5	NOGUEIRA GOMES Goncalo L	L			305.0	295.0	28 MAR 2003	0	0	0	0	0.00
7	TEIXEIRA BELO MARQUES Nuno Filipe	OH			0.0	0.0	6 JUN 2003	15	0	0	15	48.39
8	PEIXOTO FIGUEIREDO Manuel	OP			0.0	0.0	10 SEP 2003	5	0	0	5	16.13
9	CAMPOS AZENHA Miguel	OH			300.0	299.0	24 JUL 2004	0	0	0	0	0.00
10	DA CRUZ BRITO Eduardo Antonio	MB			0.0	0.0	10 MAY 2003	3	0	0	3	9.68
12	BRAGA MONTEIRO Paulo Daniel	OH			330.0	320.0	13 APR 2003	4	0	0	4	12.90
14	ALMEIDA CAVALCANTI Gustavo	OH			345.0	327.0	3 FEB 2001	0	0	0	0	0.00
15	NOGUEIRA NEVES PEREIRA POMBEIRO F.. C	S			350.0	315.0	14 JUN 1996	0	0	0	0	0.00
17	CONCEICAO DIAS Bruno	S			305.0	280.0	25 JUL 2003	1	0	2	3	9.68
18	FONSECA NEVES OLIVEIRA Bernardo	MB			330.0	300.0	13 DEC 2002	1	0	0	1	3.23
Head Coach: TEIXEIRA DA SILVA Hugo Armando					Assistant Coach: DA CUNHA ANTUNES Leandro Vitor							

Results in
these Games

Phase	Opponent	Sets	Points per Set
Pool A	POL	0-3	12-25,15-25,20-25

KOR - Republic of Korea

Team colour: White

No.	Name	Pos.	Han.	Height m /ft in	Highest Reach		Date of Birth	Tournament Totals				
					Spike cm	Block cm		Spike	Block	Serve	Total	%
1	PARK Seungsu	OH			330.0	320.0	30 JAN 2002	1	0	0	1	1.85
3	LEE Hyeonseung	S			295.0	290.0	2 JAN 2001	0	0	1	1	1.85
5	SONG Mingeun L	L			270.0	260.0	6 JAN 2000	0	0	0	0	0.00
6	KIM Sunho C	OH			310.0	300.0	18 JAN 1999	2	0	0	2	3.70
7	PARK Taeseong	S			325.0	305.0	9 APR 2001	1	1	0	2	3.70
10	LEE Yunsoo	OP			320.0	310.0	15 SEP 2003	3	1	0	4	7.41
12	LEE Junyeong	MB			325.0	320.0	4 JUL 2003	3	0	0	3	5.56
13	JEONG Taejun	MB			320.0	310.0	14 MAR 2000	1	3	2	6	11.11
15	LEE Yulri	MB			320.0	310.0	14 SEP 2000	1	0	0	1	1.85
16	JEONG Hanyong	OH			330.0	320.0	31 JUL 2001	6	1	3	10	18.52
18	HONG Dongseon	OH			320.0	310.0	16 MAY 2001	8	1	1	10	18.52
20	SHIN Hojin	OP			310.0	300.0	26 FEB 2001	13	0	1	14	25.93
Head Coach: YANG Jin Woong					Assistant Coach: SONG Byungil							

Results in
these Games

Phase	Opponent	Sets	Points per Set
Pool A	HKG	3-0	25-13,25-19,25-12

Legend:

%	Percent of total team scoring	(c)	Team Captain	BH	Both Handed	DSQ	Disqualified
Han.	Handedness	L	Libero	LH	Left Handed	MB	Middle Blocker
No.	Shirt number	OS	Opposite Spiker	Pos.	Playing position	RH	Right Handed
S	Setter	WS	Wing Spiker				



Team Competition List

出赛名单

As of MON 31 JUL 2023 at 17:09

Match 11

CZE vs ARG

1st Referee: SZABO ALEXI Paul Catalin (ROU) 2nd Referee: PARK Jung (USA)

CZE - Czech Republic

Team colour: White

No.	Name	Pos.	Han.	Height m /ft in	Highest Reach		Date of Birth	Tournament Totals				
					Spike cm	Block cm		Spike	Block	Serve	Total	%
2	SULC Radim	S			331.0	313.0	29 OCT 1999	0	0	0	0	0.00
4	DVORAK Jakub	OP			350.0	330.0	20 FEB 1998	4	0	0	4	5.19
7	SULC Marek C	OH			343.0	320.0	15 FEB 1998	0	0	0	0	0.00
8	KUNC Tomas L	L			310.0	295.0	18 OCT 1997	0	0	0	0	0.00
9	PISKACEK Ondrej	S			334.0	320.0	23 JAN 1999	2	1	3	6	7.79
10	RIMAL Daniel	OP			342.0	320.0	11 OCT 1996	14	5	1	20	25.97
11	SABRT Martin	MB			356.0	335.0	31 AUG 2000	2	3	0	5	6.49
14	JANECKA Jakub	MB			335.0	320.0	6 APR 1997	0	0	0	0	0.00
18	SVOBODA Jan	OP			345.0	335.0	30 JUL 2000	13	2	0	15	19.48
19	SUDA Radek	OH			348.0	320.0	20 NOV 1998	12	2	0	14	18.18
20	TROJANOWICZ Lukas	MB			355.0	340.0	4 JUL 2000	9	4	0	13	16.88
21	DRAHONOVSKY Matous	OH			346.0	236.0	7 MAY 2001	0	0	0	0	0.00
Head Coach: LUBOMIR Vasina					Assistant Coach: MELICHALEK Zdenek							

Results in
these Games

Phase	Opponent	Sets	Points per Set
Pool B	IRI	3-2	17-25,25-22,19-25,25-23,15-13

ARG - Argentina

Team colour: Dark Blue

No.	Name	Pos.	Han.	Height m /ft in	Highest Reach		Date of Birth	Tournament Totals				
					Spike cm	Block cm		Spike	Block	Serve	Total	%
2	CONDE BARRIOS Lucas	OH			326.0	295.0	6 OCT 2004	8	0	1	9	15.25
5	PONZIO Jonas Andres	OP			330.0	300.0	25 APR 2000	0	1	0	1	1.69
6	GOMEZ German Alfredo	OH			333.0	310.0	19 APR 2003	4	0	1	5	8.47
7	ROJAS Nahuel Agustin	OH			325.0	308.0	28 NOV 2003	2	2	3	7	11.86
8	SCARPA Tobias L	L			322.0	290.0	20 OCT 2001	0	0	0	0	0.00
9	DIAZ BOLLI Santiago Martin	S			320.0	290.0	24 APR 1998	0	0	0	0	0.00
12	BALAGUE Manuel C	OP			330.0	303.0	12 AUG 1998	14	2	2	18	30.51
13	GALLARDO Agustin Nicolas	MB			338.0	305.0	1 MAR 2001	6	0	3	9	15.25
14	SALAZAR TOMBION Imanol	MB			340.0	318.0	12 DEC 2003	3	0	0	3	5.08
20	SORIA Sergio Daniel	MB			338.0	305.0	20 APR 1997	4	0	0	4	6.78
21	NOVAS RUIZ Ignacio	OH			331.0	292.0	7 DEC 1998	0	0	0	0	0.00
77	GIRAUDO ESCURRA Matias	S			342.0	302.0	13 MAR 1998	1	1	1	3	5.08
Head Coach: DARRAIDOU Santiago Pedro					Assistant Coach: PEREIRA Pablo							

Results in
these Games

Phase	Opponent	Sets	Points per Set
Pool B	IND	3-0	25-19,27-25,25-19

Legend:

% Percent of total team scoring
Han. Handedness
No. Shirt number
S Setter

(c) Team Captain
L Libero
OS Opposite Spiker
WS Wing Spiker

BH Both Handed
LH Left Handed
Pos. Playing position

DSQ Disqualified
MB Middle Blocker
RH Right Handed



Team Competition List

出赛名单

As of MON 31 JUL 2023 at 17:14

Match 12

JPN vs AZE

1st Referee: KRTICKA Jan (CZE)

2nd Referee: PEREIRA FELICIANO Fabricio (BRA)

JPN - Japan

Team colour: White

No.	Name	Pos.	Han.	Height m /ft in	Highest Reach		Date of Birth	Tournament Totals				
					Spike cm	Block cm		Spike	Block	Serve	Total	%
1	YAMAMOTO Ryu C	S			325.0	315.0	23 SEP 2000	0	0	1	1	1.72
2	ONIKI Ren	MB			344.0	320.0	28 AUG 2000	1	0	0	1	1.72
4	MIZUMACHI Taito	OH			325.0	315.0	7 SEP 2001	22	0	1	23	39.66
5	SOMENO Hikaru	OH			335.0	315.0	3 JUL 2001	0	0	0	0	0.00
6	YAMADA Daiki	OH			345.0	320.0	7 AUG 2001	0	0	0	0	0.00
7	KAI Kotaro	OH			330.0	315.0	5 NOV 2001	8	0	2	10	17.24
8	NAKASHIMA Kento	OH			310.0	300.0	15 OCT 2001	0	0	0	0	0.00
9	FUJIWARA Naoya	OH			345.0	320.0	24 DEC 2001	10	0	0	10	17.24
10	TAKAKI Keishiro L	L			297.0	280.0	3 SEP 2001	0	0	0	0	0.00
13	KAWAGUCHI Shuto	OH			340.0	320.0	9 AUG 2000	4	0	0	4	6.90
14	TARUMI Yuga	OH			350.0	330.0	2 NOV 2000	0	0	0	0	0.00
16	YASUHARA Dai	MB			347.0	312.0	14 AUG 2001	8	1	0	9	15.52
Head Coach: YAMAMOTO Kenji					Assistant Coach: NAKATA Manabu							

Results in
these Games

Phase	Opponent	Sets	Points per Set
Pool C	CHN	0-3	33-35, 19-25, 23-25

AZE - Azerbaijan

Team colour: Blue

No.	Name	Pos.	Han.	Height m /ft in	Highest Reach		Date of Birth	Tournament Totals				
					Spike cm	Block cm		Spike	Block	Serve	Total	%
2	AZIMOV Javid	OP			290.0	275.0	12 APR 1999	0	0	0	0	0.00
4	AGHAZADA Agil C	OP			340.0	320.0	19 APR 1998	8	1	0	9	25.00
5	ALIYEV Ruslan	OH			350.0	340.0	28 FEB 2001	5	0	2	7	19.44
6	ALIYEV Rashad L	L			170.0	210.0	1 APR 2004	0	0	0	0	0.00
7	GURSKII Roman	S			295.0	285.0	21 JUL 2001	0	0	1	1	2.78
8	NIKULENKO Yegor	MB			332.0	315.0	22 MAR 2001	3	2	1	6	16.67
10	BUNYATOV Yusif	OP			345.0	330.0	3 AUG 2004	9	1	0	10	27.78
11	AGHABAYOV Ramazan	MB			355.0	340.0	31 AUG 2000	1	0	0	1	2.78
12	JENKEL Ferhat L	L			295.0	280.0	18 DEC 2003	0	0	0	0	0.00
13	RUSTAMOV Ali	MB			355.0	340.0	25 JUN 2003	0	0	0	0	0.00
14	DUNYAMALIYEV Sanan	OH			310.0	295.0	2 NOV 1998	1	0	0	1	2.78
23	DARYAYEV Farda	MB			360.0	345.0	14 JAN 2002	1	0	0	1	2.78
Head Coach: JALALOV Farid					Assistant Coach: GAHRAMANOV Dilgam							

Results in
these Games

Phase	Opponent	Sets	Points per Set
Pool C	UKR	0-3	21-25, 20-25, 21-25

Legend:

%	Percent of total team scoring	(c)	Team Captain	BH	Both Handed	DSQ	Disqualified
Han.	Handedness	L	Libero	LH	Left Handed	MB	Middle Blocker
No.	Shirt number	OS	Opposite Spiker	Pos.	Playing position	RH	Right Handed
S	Setter	WS	Wing Spiker				



Team Competition List
出赛名单

As of MON 31 JUL 2023 at 16:56

Match 13

IRI vs IND

1st Referee: KUROKI JUNIOR George Hideyuki (BRA)

2nd Referee: LEUNG Yin Yan (HKG)

IRI - Islamic Republic of Iran

Team colour: Red

No.	Name	Pos.	Han.	Height m /ft in	Highest Reach		Date of Birth	Tournament Totals				
					Spike cm	Block cm		Spike	Block	Serve	Total	%
1	SADATIBALADEHI Seyedamirhossein	OP			340	330	19 JUN 2003	13	1	1	15	16.48
4	HOSSEINPOUR Porya	OP			340	320	18 MAR 2003	8	0	0	8	8.79
7	MOSLEHABADI FARAHANI Alireza	MB			340	330	8 NOV 1998	14	2	0	16	17.58
10	NOROUZI Erfan	MB			340	330	12 JUL 2003	0	0	0	0	0.00
11	KAMALABADI Soheil C	OP			330	320	14 JAN 2001	5	0	0	5	5.49
12	MOMENI MOGHADAM Pendar	S			310	305	14 APR 2003	0	0	0	0	0.00
13	MASHHADI Seyedmohammadreza	OP			320	300	14 SEP 2000	10	0	0	10	10.99
15	BEHNEZHAD Arshia	S			310	305	4 AUG 2003	5	0	0	5	5.49
16	SAKHAVI Mousa L	L			280	260	12 MAR 2000	0	0	0	0	0.00
18	MOLAABASI Amirhasan	MB			330	310	23 MAR 2000	5	7	0	12	13.19
20	HEIDARI Kiavash	OP			345.0	320.0	27 APR 1998	18	2	0	20	21.98
Head Coach: MOMENIMOGHADAM Gholam Reza					Assistant Coach: MONAZAMI Amirhossein							

Results in
these Games

Phase	Opponent	Sets	Points per Set
Pool B	CZE	2-3	25-17,22-25,25-19,23-25,13-15

IND - India

Team colour: Light Blue

No.	Name	Pos.	Han.	Height m /ft in	Highest Reach		Date of Birth	Tournament Totals				
					Spike cm	Block cm		Spike	Block	Serve	Total	%
1	KUMAR Aman	OH			352.0	328.0	10 JAN 2004	9	1	0	10	22.73
2	GOLLAHALLI NANDISH Dushyanth	MB			350.0	328.0	18 MAY 2001	0	0	0	0	0.00
3	PANDIYARAJ Aswath	S			340.0	317.0	27 MAR 2003	0	0	0	0	0.00
4	CHOUDHARY Tanish	OH			353.0	329.0	21 NOV 2004	0	0	0	0	0.00
5	JASKARAN SINGH	OP			340.0	326.0	11 SEP 1999	0	0	0	0	0.00
7	CHAUDHARY Sameer	S			345.0	318.0	29 JUL 2003	4	0	2	6	13.64
8	SAWAN	OH			350.0	326.0	27 OCT 1996	0	0	0	0	0.00
10	GIRI Harshit	OP			341.0	325.0	2 SEP 2003	9	1	0	10	22.73
11	SINGH Dushyant C	MB			349.0	327.0	3 DEC 2003	3	1	0	4	9.09
12	BANJARA Surya Prakash L	L			298.0	278.0	11 JAN 2003	0	0	0	0	0.00
13	SAHAYA ANTHONI RAJ Santhosh	OH			350.0	322.0	27 OCT 2000	8	0	1	9	20.45
14	JASJODH Singh	MB			351.0	330.0	22 AUG 2002	4	0	1	5	11.36
Head Coach: DAKSHINAMOORTHY Sundarasan					Assistant Coach: RAJESH Kumar							

Results in
these Games

Phase	Opponent	Sets	Points per Set
Pool B	ARG	0-3	19-25,25-27,19-25

Legend:

%	Percent of total team scoring	(c)	Team Captain	BH	Both Handed	DSQ	Disqualified
Han.	Handedness	L	Libero	LH	Left Handed	MB	Middle Blocker
No.	Shirt number	OS	Opposite Spiker	Pos.	Playing position	RH	Right Handed
S	Setter	WS	Wing Spiker				



Team Competition List 出赛名单

As of MON 31 JUL 2023 at 17:07

Match 5

TPE vs POL

1st Referee: WANG Hao Juan (CHN) 2nd Referee: KSHATRIYA Narendrasingh (IND)

TPE - Chinese Taipei

Team colour: Blue

No.	Name	Pos.	Han.	Height m /ft in	Highest Reach		Date of Birth	Tournament Totals				
					Spike cm	Block cm		Spike	Block	Serve	Total	%
5	WU Fang-Yu	OH			295.0	280.0	9 JAN 2000	0	0	0	0	0.00
6	CHIU Ya-Hui	MB			300.0	286.0	4 APR 1998	0	0	0	0	0.00
7	LIN Shu-Ho	OH			298.0	285.0	6 FEB 1999	0	0	0	0	0.00
8	CHEN Jia-Man	S			294.0	284.0	27 JUL 1999	0	0	0	0	0.00
9	KAN Ko-Hui	MB			282.0	280.0	3 SEP 2002	0	0	0	0	0.00
10	HSU Wan-Yun	OH			280.0	270.0	10 MAY 2003	0	0	0	0	0.00
12	LIAO Yi-Jen C	S			275.0	275.0	8 JUN 1997	0	0	0	0	0.00
13	HUANG Man-Ya	OP			293.0	300.0	10 OCT 1999	0	0	0	0	0.00
14	CHEN Li-Jun	OP			289.0	276.0	7 MAR 2003	0	0	0	0	0.00
15	LIN Chi-Jung L	L			240.0	235.0	5 OCT 2000	0	0	0	0	0.00
17	LIU Shuang-Ling	OH			299.0	293.0	4 APR 2000	0	0	0	0	0.00
20	LIAO Chia-An	MB			280.0	280.0	15 APR 2004	0	0	0	0	0.00

Head Coach: CHEN Yu-An

Assistant Coach: HUANG Wei-Hsiang

Results in
these Games

Phase	Opponent	Sets	Points per Set
-------	----------	------	----------------

POL - Poland

Team colour: White

No.	Name	Pos.	Han.	Height m /ft in	Highest Reach		Date of Birth	Tournament Totals				
					Spike cm	Block cm		Spike	Block	Serve	Total	%
1	MOSKWA Kornelia Paulina	MB			308.0	297.0	30 OCT 1996	0	0	0	0	0.00
2	ORZYLOWSKA Marta	MB			304.0	290.0	10 MAY 1998	7	4	1	12	15.79
4	LISIAK Malgorzata Maria	MB			316.0	300.0	11 JUL 1996	3	4	0	7	9.21
6	RASINSKA Aleksandra Slawa	MB			310.0	290.0	6 NOV 1998	8	1	1	10	13.16
7	NOWAKOWSKA Pola	OH			305.0	285.0	30 JAN 1996	0	0	0	0	0.00
8	PIASECKA Julita Nadia	OH			311.0	287.0	25 SEP 2002	17	2	0	19	25.00
10	DRABEK Kinga Ewa L	L			280.0	270.0	10 MAY 1998	0	0	0	0	0.00
11	DRUZKOWSKA Karolina	OH			327.0	305.0	6 MAR 2002	7	2	0	9	11.84
13	LYCZAKOWSKA Marta	S			300.0	285.0	2 MAY 1998	0	0	0	0	0.00
18	LYSIK Justyna Agnieszka L	L			280.0	270.0	20 JAN 1999	0	0	0	0	0.00
21	GRABKA Alicja Elzbieta C	S			290.0	280.0	9 MAY 1998	2	0	0	2	2.63
22	SZLAGOWSKA Weronika Wiktorja	OH			313.0	290.0	29 NOV 2001	16	1	0	17	22.37

Head Coach: PASINSKI Jacek Robert

Assistant Coach: DABROWSKI Bartlomiej

Results in
these Games

Phase	Opponent	Sets	Points per Set
Pool A	BRA	2-3	25-21,25-22,23-25,19-25,14-16

Legend:

% Percent of total team scoring
Han. Handedness
No. Shirt number
S Setter

(c) Team Captain
L Libero
OS Opposite Spiker
WS Wing Spiker

BH Both Handed
LH Left Handed
Pos. Playing position

DSQ Disqualified
MB Middle Blocker
RH Right Handed



Team Competition List 出赛名单

As of MON 31 JUL 2023 at 17:10

Match 6

JPN vs COL

1st Referee: MBOUMTEKE Essomey Andre (CMR)

2nd Referee: ZULFUGAROV Eldar (AZE)

JPN - Japan

Team colour: Red

No.	Name	Pos.	Han.	Height m /ft in	Highest Reach		Date of Birth	Tournament Totals				
					Spike cm	Block cm		Spike	Block	Serve	Total	%
1	YOKOTA Sayaka C	MB			298.0	280.0	30 SEP 1999	0	0	0	0	0.00
2	NAKAJIMA Sae	OH			296.0	284.0	18 JUN 1999	0	0	0	0	0.00
3	TAKAMA Kurumi	OH			299.0	276.0	24 AUG 1999	0	0	0	0	0.00
4	KOBAYASHI Angelina Yuki	MB			313.0	307.0	10 DEC 1999	0	0	0	0	0.00
5	YAMANAKA Hiroyo	MB			314.0	270.0	11 NOV 1999	0	0	0	0	0.00
8	KOSA Furi	S			273.0	260.0	4 SEP 2000	0	0	0	0	0.00
10	KAWABATA Haruna L	L			270.0	265.0	8 FEB 2001	0	0	0	0	0.00
11	NAKAGAWA Tsukasa	S			265.0	260.0	13 AUG 2000	0	0	0	0	0.00
12	SATO Yoshino	OH			301.0	289.0	12 NOV 2001	0	0	0	0	0.00
13	OYAMA Haruka	MB			299.0	286.0	5 MAY 2001	0	0	0	0	0.00
14	MIYABE Ameze	OH			302.0	285.0	12 OCT 2001	0	0	0	0	0.00
15	ISHIKURA Saki	OH			285.0	280.0	16 FEB 2002	0	0	0	0	0.00
Head Coach: FUJII Masahiro					Assistant Coach: SAKASHITA Maiko							

Results in
these Games

Phase	Opponent	Sets	Points per Set
-------	----------	------	----------------

COL - Colombia

Team colour: Yellow

No.	Name	Pos.	Han.	Height m /ft in	Highest Reach		Date of Birth	Tournament Totals				
					Spike cm	Block cm		Spike	Block	Serve	Total	%
2	CAMILA Alvarez Diez	MB			269	257	2 FEB 2000	0	0	2	2	5.00
3	DANIELA Valencia Santamaria C	S			280	264	12 MAY 1997	0	0	0	0	0.00
4	ANA MARIA Zapata Londono	S			270	261	20 SEP 2000	0	0	0	0	0.00
6	MARIA ISABEL Villa Castillo	MB			279	269	15 DEC 1999	2	0	0	2	5.00
8	ISABEL CRISTINA Hernandez Ardila	OP			276	258	22 AUG 2000	0	0	1	1	2.50
9	ELIZABETH Ramirez Vanegas L	L			282	269	28 MAR 2001	0	0	0	0	0.00
10	CATALINA Londono Castaneda	OH			279	263	2 JAN 1999	5	1	0	6	15.00
14	MARIANA Vasco Lopez	OH			284	270	3 MAR 2002	11	0	1	12	30.00
15	SOFIA Cuartas Pineres	OP			289	290	2 FEB 2004	14	1	2	17	42.50
16	SOFIA Restrepo Zapata	S			259	250	3 MAY 2001	0	0	0	0	0.00
Head Coach: HERNANDEZ ATEHORTUA Juan Camilo					Assistant Coach:							

Results in
these Games

Phase	Opponent	Sets	Points per Set
Pool D	CZE	0-3	19-25,20-25,22-25

Legend:

% Percent of total team scoring
Han. Handedness
No. Shirt number
S Setter

(c) Team Captain
L Libero
OS Opposite Spiker
WS Wing Spiker

BH Both Handed
LH Left Handed
Pos. Playing position

DSQ Disqualified
MB Middle Blocker
RH Right Handed



Team Competition List

出赛名单

As of MON 31 JUL 2023 at 19:42

Match 14

CHN vs UKR

1st Referee: WANG Yeh (TPE)

2nd Referee: BUNYAN Ryan (CAN)

CHN - People's Republic of China

Team colour: Black

No.	Name	Pos.	Han.	Height m /ft in	Highest Reach		Date of Birth	Tournament Totals				
					Spike cm	Block cm		Spike	Block	Serve	Total	%
1	CHEN Leiyang	S			345.0	340.0	25 JAN 1999	0	0	0	0	0.00
2	WANG Hebin	S			339.0	334.0	27 JUN 1999	2	3	0	5	8.93
3	ZHANG Jingyin	OH			361.0	356.0	20 DEC 1999	0	0	0	0	0.00
4	YU Yuntai	OH			346.0	341.0	3 DEC 1997	0	0	0	0	0.00
5	WANG Bin	OH			343.0	338.0	23 JUN 2001	2	1	0	3	5.36
6	DENG Xinpeng	OH			355.0	350.0	10 APR 2001	8	1	2	11	19.64
7	PENG Shikun	MB			359.0	354.0	26 AUG 2000	8	3	0	11	19.64
8	LI Yongzhen	MB			358.0	353.0	7 AUG 1998	0	0	0	0	0.00
9	WANG Dongchen	MB			351.0	346.0	1 JUN 2000	7	5	2	14	25.00
10	ZHANG Guanhua	OP			344.0	339.0	10 JUL 1997	11	1	0	12	21.43
11	YANG Yiming L	L			330.0	325.0	29 SEP 1999	0	0	0	0	0.00
12	HU Zhenzhuo	OP			340.0	335.0	25 JUN 2002	0	0	0	0	0.00
Head Coach: WU Sheng					Assistant Coach: SHEN Andong							

Results in
these Games

Phase	Opponent	Sets	Points per Set
Pool C	JPN	3-0	35-33,25-19,25-23

UKR - Ukraine

Team colour: Yellow

No.	Name	Pos.	Han.	Height m /ft in	Highest Reach		Date of Birth	Tournament Totals				
					Spike cm	Block cm		Spike	Block	Serve	Total	%
1	OSTAPENKO Volodymyr	MB			340.0	320.0	28 JUL 1998	1	0	0	1	1.85
3	RIABOV Serhii	S			300.0	315.0	3 JUN 1999	1	0	0	1	1.85
7	YANCHUK Dmytro C	S			330.0	310.0	19 MAY 1999	10	1	1	12	22.22
8	STEBLETSKYI Andrii	S			340.0	320.0	29 NOV 2000	1	1	1	3	5.56
9	KRYVOBOK Ivan	MB			330.0	310.0	27 MAY 1999	7	0	1	8	14.81
11	STEPOVYI Yevhenii	OP			320.0	300.0	15 APR 2002	2	0	0	2	3.70
13	KLEPKO Heorhii	S			340.0	320.0	12 FEB 1997	1	1	1	3	5.56
21	PAMPUSHKO Yaroslav L	L			280.0	260.0	11 NOV 2001	0	0	0	0	0.00
23	VELETSKYI Denys	S			345.0	330.0	15 JAN 2000	5	0	0	5	9.26
25	MAZENKO Bohdan	MB			340.0	325.0	18 MAY 1996	1	0	0	1	1.85
30	MISHCHENKO Serhii	S			325.0	305.0	30 NOV 2000	6	0	1	7	12.96
42	URYVKIN Danylo	OP			340.0	320.0	27 MAY 2001	9	1	1	11	20.37
Head Coach: KOVALENKO Sergiy					Assistant Coach:							

Results in
these Games

Phase	Opponent	Sets	Points per Set
Pool C	AZE	3-0	25-21,25-20,25-21

Legend:

% Percent of total team scoring
Han. Handedness
No. Shirt number
S Setter

(c) Team Captain
L Libero
OS Opposite Spiker
WS Wing Spiker

BH Both Handed
LH Left Handed
Pos. Playing position

DSQ Disqualified
MB Middle Blocker
RH Right Handed



Team Competition List

出赛名单

As of MON 31 JUL 2023 at 18:54

Match 15

GER vs ITA

1st Referee: KOVALCHUK Andrii (UKR) 2nd Referee: CABRERA Celso Ricardo (ARG)

GER - Germany

Team colour: White

No.	Name	Pos.	Han.	Height m /ft in	Highest Reach		Date of Birth	Tournament Totals				
					Spike cm	Block cm		Spike	Block	Serve	Total	%
4	DERVISAJ Leon	S			340.0	320.0	7 SEP 1996	0	0	0	0	0.00
6	GRAVEN Leonard Julius L	L			319.0	301.0	22 APR 2004	0	0	0	0	0.00
8	JOHN Filip	OH			350.0	336.0	1 AUG 2001	3	1	0	4	7.02
16	PETER Tim	OP			348.0	330.0	8 SEP 1997	8	3	0	11	19.30
19	ROHRS Erik Johannes C	OP			353.0	336.0	24 APR 2001	12	1	0	13	22.81
23	GORALIK Yannick	MB			350.0	338.0	23 OCT 1997	0	0	0	0	0.00
24	BURGGRAF Eric Johannes	S			330.0	315.0	10 MAR 1999	1	0	0	1	1.75
29	BOGACHEV Egor	OP			355.0	325.0	6 APR 1997	0	0	0	0	0.00
31	BOHME Yann Niclas	OH			350.0	320.0	2 AUG 1997	8	1	1	10	17.54
32	KUNSTMANN Joscha Karl	MB			340.0	335.0	20 JUL 2003	8	1	2	11	19.30
33	TORWIE Simon Velantin	MB			342.0	331.0	1 NOV 2001	3	2	1	6	10.53
36	KARLITZEK Lorenz Friedbert	OP			343.0	328.0	17 FEB 1999	1	0	0	1	1.75
Head Coach: STEUERWALD Patrick					Assistant Coach: VON KAENEL Dominic							

Results in
these Games

Phase	Opponent	Sets	Points per Set
Pool D	BRA	3-0	32-30,25-20,25-20

ITA - Italy

Team colour: Dark Blue

No.	Name	Pos.	Han.	Height m /ft in	Highest Reach		Date of Birth	Tournament Totals				
					Spike cm	Block cm		Spike	Block	Serve	Total	%
2	PORRO Paolo	S			300.0	280.0	27 OCT 2001	0	1	1	2	3.45
3	HELD Tim	OH			348.0	335.0	17 APR 1998	0	0	0	0	0.00
6	POL Alberto	OH			350.0	340.0	4 MAR 2001	0	0	0	0	0.00
9	RECINE Francesco C	OH			348.0	335.0	7 FEB 1999	11	1	3	15	25.86
11	GARDINI Davide	OH			348.0	335.0	11 FEB 1999	0	0	0	0	0.00
13	CORTESIA Lorenzo	MB			340.0	320.0	26 JUL 1999	6	0	2	8	13.79
16	SALSI Nicola	OP			350.0	340.0	13 SEP 1997	0	0	0	0	0.00
24	CATANIA Damiano L	L			300.0	280.0	28 MAR 2001	0	0	0	0	0.00
25	VITELLI Marco	MB			340.0	320.0	4 APR 1996	4	3	0	7	12.07
27	CANESCHI Edoardo	MB			340.0	320.0	26 JAN 1997	0	0	0	0	0.00
29	MAGALINI Giulio	OH			348.0	335.0	14 AUG 2001	8	0	1	9	15.52
31	SALA Lorenzo	OP			349.0	335.0	15 SEP 2002	13	0	4	17	29.31
Head Coach: LEONI Luca					Assistant Coach: CARPENTIERI Emanuele							

Results in
these Games

Phase	Opponent	Sets	Points per Set
Pool D	TPE	3-0	25-15,25-13,25-16

Legend:

%	Percent of total team scoring	(c)	Team Captain	BH	Both Handed	DSQ	Disqualified
Han.	Handedness	L	Libero	LH	Left Handed	MB	Middle Blocker
No.	Shirt number	OS	Opposite Spiker	Pos.	Playing position	RH	Right Handed
S	Setter	WS	Wing Spiker				



Team Competition List
出赛名单

As of MON 31 JUL 2023 at 19:39

Match 16

BRA vs TPE

1st Referee: HARIZ Abderazek (TUN) 2nd Referee: SCHIMPL Igor (SVK)

BRA - Brazil

Team colour: Blue

No.	Name	Pos.	Han.	Height m /ft in	Highest Reach		Date of Birth	Tournament Totals				
					Spike cm	Block cm		Spike	Block	Serve	Total	%
4	GONCALVES Antony Gabriel	OH			351.0	334.0	30 MAR 1997	0	0	0	0	0.00
5	OLIVEIRA Jorge Romario	OP			345.0	330.0	19 APR 2001	3	0	0	3	8.57
6	FERREIRA SILVA Pedro Henrique	OH			350.0	334.0	17 FEB 1996	6	1	4	11	31.43
7	dos SANTOS Wallace L	L			330.0	310.0	30 JUN 1999	0	0	0	0	0.00
8	de MATTOS Joao Guilherme	S			325.0	303.0	25 OCT 2002	0	0	0	0	0.00
9	KRAUCHUK ESQUIVEL RODRIGUES Matheus	OP			355.0	340.0	4 NOV 1997	7	1	0	8	22.86
10	FACCIN Giovanni	MB			343.0	330.0	23 NOV 2002	1	0	0	1	2.86
11	FIGUEIREDO dos SANTOS David	MB			358.0	340.0	18 JUL 1998	5	0	1	6	17.14
12	ADAMI Henrique	S			340.0	320.0	15 DEC 1997	1	0	1	2	5.71
16	LERSCH da SILVEIRA Vinicius C	OH			340.0	320.0	16 JUL 1997	3	0	0	3	8.57
18	GUEDES Henrique Vinicius	MB			355.0	344.0	9 FEB 2002	1	0	0	1	2.86
Head Coach: ELIAS PONTES Evandro					Assistant Coach: NEVES GRILO Alexandro							

Results in
these Games

Phase	Opponent	Sets	Points per Set
Pool D	GER	0-3	30-32,20-25,20-25

TPE - Chinese Taipei

Team colour: White

No.	Name	Pos.	Han.	Height m /ft in	Highest Reach		Date of Birth	Tournament Totals				
					Spike cm	Block cm		Spike	Block	Serve	Total	%
1	KO Kai-jie	S			330.0	320.0	25 OCT 1998	0	0	0	0	0.00
2	JHANG Yun-liang L	L			280.0	275.0	28 AUG 1998	0	0	0	0	0.00
4	CHEN Cheng-chi	MB			340.0	325.0	29 JAN 1999	2	0	0	2	8.70
7	JACKMAN Rayshon Nehemiah	OH			320.0	315.0	30 MAR 2002	5	0	1	6	26.09
8	LEI No	OH			320.0	329.0	29 OCT 2002	0	0	0	0	0.00
9	HUNG Jung-fa	OP			325.0	320.0	22 NOV 2000	0	0	0	0	0.00
10	LIN Jin-long	MB			348.0	330.0	19 JAN 2001	0	0	0	0	0.00
12	SUNG Po-ting C	OH			320.0	315.0	2 SEP 1998	0	0	1	1	4.35
14	CHANG Yu-sheng	OP			345.0	325.0	30 MAR 2000	5	1	0	6	26.09
15	LIN Chien	S			335.0	324.0	4 APR 2002	0	0	0	0	0.00
19	TSENG Hsiang-ming	OH			350.0	330.0	16 FEB 2002	8	0	0	8	34.78
Head Coach: MORO Branisav					Assistant Coach: MARKOVIC Filip							

Results in
these Games

Phase	Opponent	Sets	Points per Set
Pool D	ITA	0-3	15-25,13-25,16-25

Legend:

% Percent of total team scoring
Han. Handedness
No. Shirt number
S Setter

(c) Team Captain
L Libero
OS Opposite Spiker
WS Wing Spiker

BH Both Handed
LH Left Handed
Pos. Playing position

DSQ Disqualified
MB Middle Blocker
RH Right Handed



Team Competition List
出赛名单

As of MON 31 JUL 2023 at 19:32

Match 8 ARG vs CHN

1st Referee: SOKOL Katarzyna (POL) 2nd Referee: MARITNEZ MENDOZA Cinthya Ines (COL)

ARG - Argentina

Team colour: Light Blue

No.	Name	Pos.	Han.	Height m /ft in	Highest Reach		Date of Birth	Tournament Totals				
					Spike cm	Block cm		Spike	Block	Serve	Total	%
2	ALMEYDA Berenice	MB			283.0	255.0	7 MAY 2001	0	0	0	0	0.00
3	BRANDAN Rocio Belen	S			275.0	240.0	7 SEP 1999	0	0	0	0	0.00
5	POLANIS Carolina Rocio	MB			300.0	250.0	20 DEC 1998	0	0	0	0	0.00
6	NIEVA Gisela Vanina	OP			300.0	260.0	17 AUG 1998	0	0	0	0	0.00
7	BENITEZ Azul	S			275.0	250.0	5 FEB 1998	0	0	0	0	0.00
8	PICCOLO Sol Ayelen	OP			310.0	265.0	11 SEP 1996	0	0	0	0	0.00
9	REINOSO Rosa Elena	OH			285.0	255.0	26 MAR 1996	0	0	0	0	0.00
12	HOLZMAISTERS Julieta	MB			290.0	265.0	9 JAN 2002	0	0	0	0	0.00
14	NIELSON RAMELLA Daniela Veronica C	OH			295.0	255.0	19 FEB 1998	0	0	0	0	0.00
15	TORINO Sabrina Yael L	L			260.0	230.0	23 MAY 1997	0	0	0	0	0.00
17	CORBALAN Maria de la Paz	OP			280.0	250.0	7 NOV 1998	0	0	0	0	0.00
19	GIRAUDO ESCURRA Camila	OH			280.0	255.0	3 APR 2002	0	0	0	0	0.00
Head Coach: Maria Laura VINCENTE					Assistant Coach: Maria Eugenia REQUI							

Results in
these Games

Phase	Opponent	Sets	Points per Set
-------	----------	------	----------------

CHN - People's Republic of China

Team colour: Black

No.	Name	Pos.	Han.	Height m /ft in	Highest Reach		Date of Birth	Tournament Totals				
					Spike cm	Block cm		Spike	Block	Serve	Total	%
1	ZHANG Shiqi	MB			300.0	295.0	19 MAY 1999	0	0	0	0	0.00
2	MA Wanyue	OH			290.0	285.0	29 SEP 2004	0	0	0	0	0.00
3	XIE Shengyu	S			293.0	288.0	28 MAY 2004	0	0	0	0	0.00
4	XU Jianan L	L			240.0	235.0	2 APR 1998	0	0	0	0	0.00
5	WU Mengjie	OH			300.0	295.0	10 SEP 2002	17	0	2	19	29.69
6	GAO Yi	MB			317.0	312.0	22 JUL 1998	3	7	0	10	15.63
7	ZHONG Hui	OH			295.0	290.0	8 DEC 1997	1	0	0	1	1.56
8	XU Xiaoting	S			290.0	285.0	21 JAN 1998	0	1	0	1	1.56
9	ZHUANG Yushan C	OH			295.0	290.0	28 APR 2003	8	1	0	9	14.06
10	WANG Wenhan	MB			295.0	290.0	28 JUN 2002	6	0	1	7	10.94
11	ZHOU Yetong	OP			307.0	302.0	4 MAY 2002	4	0	0	4	6.25
12	MIAO Yiwen	OP			297.0	292.0	26 JUL 2000	11	2	0	13	20.31
Head Coach: ZHAO Yong					Assistant Coach: XIE Jiyang							

Results in
these Games

Phase	Opponent	Sets	Points per Set
Pool B	GER	3-1	11-25,25-11,25-15,25-13

Legend:

%	Percent of total team scoring	(c)	Team Captain	BH	Both Handed	DSQ	Disqualified
Han.	Handedness	L	Libero	LH	Left Handed	MB	Middle Blocker
No.	Shirt number	OS	Opposite Spiker	Pos.	Playing position	RH	Right Handed
S	Setter	WS	Wing Spiker				



Team Competition List
出赛名单

As of MON 31 JUL 2023 at 19:56

Match 7

ITA vs IND

1st Referee: CHUNG Ching Ju (TPE) 2nd Referee: SEROLE Edgar (BOT)

ITA - Italy

Team colour: White

No.	Name	Pos.	Han.	Height m /ft in	Highest Reach		Date of Birth	Tournament Totals				
					Spike cm	Block cm		Spike	Block	Serve	Total	%
5	BATTISTONI Ilaria C	S			300.0	290.0	22 APR 1996	0	0	0	0	0.00
22	PANETONI Sara L	L			294.0	288.0	6 MAY 2000	0	0	0	0	0.00
25	GARDINI Beatrice	OH			310.0	297.0	1 APR 2003	0	0	0	0	0.00
26	DIOP Bintou	OP			322.0	300.0	2 MAR 2002	0	0	0	0	0.00
27	CARLETTI Federica	OH			305.0	295.0	14 MAR 2000	0	0	0	0	0.00
28	FROSINI Giorgia	OP			318.0	298.0	29 NOV 2002	0	0	0	0	0.00
29	PIVA Rebecca	OH			300.0	290.0	1 MAY 2001	0	0	0	0	0.00
33	MORELLO Rachele	S			302.0	296.0	7 NOV 2000	0	0	0	0	0.00
34	NWAKALOR LINDA NKIRUKA	MB			314.0	300.0	12 SEP 2002	0	0	0	0	0.00
35	CECCONELLO Agnese	MB			310.0	300.0	6 NOV 1999	0	0	0	0	0.00
36	CAGNIN Emma	OH			309.0	296.0	26 JUN 2002	0	0	0	0	0.00
38	SARTORI Benedetta Maria	MB			304.0	297.0	14 APR 2001	0	0	0	0	0.00
Head Coach: BELTRAMI Alessandro					Assistant Coach: SINIBALDI Marco							

Results in
these Games

Phase	Opponent	Sets	Points per Set
-------	----------	------	----------------

IND - India

Team colour: Dark Blue

No.	Name	Pos.	Han.	Height m /ft in	Highest Reach		Date of Birth	Tournament Totals				
					Spike cm	Block cm		Spike	Block	Serve	Total	%
1	KUMARI Sumedha L	L			255.0	245.0	7 JUN 1999	0	0	0	0	0.00
2	Mamali NAG	S			282.0	275.0	7 OCT 2003	0	0	0	0	0.00
3	ShibaniNI PRIYADARSHINI	OH			280.0	273.0	10 APR 2001	0	0	0	0	0.00
4	Veena KUMARAN	OH			285.0	277.0	18 NOV 1999	3	1	1	5	17.86
5	Arya KURIYEDATH	OP			297.0	282.0	30 JAN 2002	0	0	0	0	0.00
6	Roli PATHAK	OP			295.0	285.0	20 JUN 2002	3	0	0	3	10.71
7	SHUKLA Purna Dipakbhai C	MB			300.0	290.0	9 AUG 2002	6	0	0	6	21.43
8	Bothini RAJANGAM	OH			280.0	274.0	28 MAY 1999	7	1	0	8	28.57
9	Athira ROY	S			278.0	270.0	15 MAY 1997	0	0	0	0	0.00
10	Neha	OH			281.0	274.0	18 MAR 2001	2	0	0	2	7.14
12	PULLARI Ananya Sree	MB			299.0	288.0	8 OCT 2002	0	1	0	1	3.57
17	KOZHOTHHAZHAM SHANOJ Sruthi Lakshmi	MB			298.0	286.0	8 MAR 2000	3	0	0	3	10.71
Head Coach: VISWAMBHARAN Anilkumar					Assistant Coach: SINGH Jagdeep							

Results in
these Games

Phase	Opponent	Sets	Points per Set
Pool C	HKG	0-3	13-25,12-25,17-25

Legend:

% Percent of total team scoring
Han. Handedness
No. Shirt number
S Setter

(c) Team Captain
L Libero
OS Opposite Spiker
WS Wing Spiker

BH Both Handed
LH Left Handed
Pos. Playing position

DSQ Disqualified
MB Middle Blocker
RH Right Handed



Team Competition List 出赛名单

As of TUE 01 AUG 2023 at 20:03

Match 9

CZE vs JPN

1st Referee: VILLARREAL Andres (ARG) 2nd Referee: WANG Hao Juan (CHN)

CZE - Czech Republic

Team colour: Red

No.	Name	Pos.	Han.	Height m /ft in	Highest Reach		Date of Birth	Tournament Totals				
					Spike cm	Block cm		Spike	Block	Serve	Total	%
2	VIRTOVA Veronika	OP			286.0	280.0	3 SEP 2002	1	0	0	1	1.85
4	CHALOUPKOVA Barbora	S			283.0	278.0	4 JUL 2003	0	0	0	0	0.00
6	SMIDOVA Nicole	S			292.0	285.0	20 MAR 1999	1	0	0	1	1.85
8	KUNIKOVA Katerina	OP			287.0	282.0	11 JUN 2001	14	0	1	15	27.78
9	SVOBODOVA Eva C	OP			295.0	287.0	6 MAY 1997	9	3	0	12	22.22
10	BENEDIKTOVA Adela	MB			291.0	287.0	27 JUN 2000	0	0	0	0	0.00
11	GRABOVSKA Kveta	S			310.0	285.0	29 MAY 2002	0	0	1	1	1.85
12	DLOUHA Michaela	MB			302.0	295.0	7 NOV 2003	5	4	2	11	20.37
14	KOLAROVA Lucie L	L			279.0	270.0	2 SEP 2000	0	0	0	0	0.00
15	KNEIFLOVA Ema	MB			305.0	293.0	22 JUN 2002	3	4	0	7	12.96
19	WEIDENTHALEROVA Aneta	OP			288.0	283.0	22 JAN 1999	0	0	0	0	0.00
27	KALHOUSOVA Lucie	OH			303.0	291.0	14 MAY 1996	6	0	0	6	11.11
Head Coach: MAREK Ondrej					Assistant Coach: KRPAC Radek							

Results in
these Games

Phase	Opponent	Sets	Points per Set
Pool D	COL	3-0	25-19,25-20,25-22

JPN - Japan

Team colour: White

No.	Name	Pos.	Han.	Height m /ft in	Highest Reach		Date of Birth	Tournament Totals				
					Spike cm	Block cm		Spike	Block	Serve	Total	%
1	YOKOTA Sayaka C	MB			298.0	280.0	30 SEP 1999	2	0	0	2	3.57
2	NAKAJIMA Sae	OH			296.0	284.0	18 JUN 1999	7	1	0	8	14.29
3	TAKAMA Kurumi	OH			299.0	276.0	24 AUG 1999	2	0	0	2	3.57
4	KOBAYASHI Angelina Yuki	MB			313.0	307.0	10 DEC 1999	0	0	1	1	1.79
5	YAMANAKA Hiroyo	MB			314.0	270.0	11 NOV 1999	3	0	1	4	7.14
8	KOSA Furi	S			273.0	260.0	4 SEP 2000	0	0	0	0	0.00
10	KAWABATA Haruna L	L			270.0	265.0	8 FEB 2001	0	0	0	0	0.00
11	NAKAGAWA Tsukasa	S			265.0	260.0	13 AUG 2000	0	0	0	0	0.00
12	SATO Yoshino	OH			301.0	289.0	12 NOV 2001	9	2	1	12	21.43
13	OYAMA Haruka	MB			299.0	286.0	5 MAY 2001	3	1	0	4	7.14
14	MIYABE Ameze	OH			302.0	285.0	12 OCT 2001	10	1	5	16	28.57
15	ISHIKURA Saki	OH			285.0	280.0	16 FEB 2002	4	0	3	7	12.50
Head Coach: FUJII Masahiro					Assistant Coach: SAKASHITA Maiko							

Results in
these Games

Phase	Opponent	Sets	Points per Set
Pool D	COL	3-0	25-9,25-9,25-7

Legend:

% Percent of total team scoring
Han. Handedness
No. Shirt number
S Setter

(c) Team Captain
L Libero
OS Opposite Spiker
WS Wing Spiker

BH Both Handed
LH Left Handed
Pos. Playing position

DSQ Disqualified
MB Middle Blocker
RH Right Handed



Team Competition List 出赛名单

As of TUE 01 AUG 2023 at 19:27

Match 10

HKG vs ITA

1st Referee: GOVENDER Dhevan (RSA) 2nd Referee: MBOUMTEKE Essomey Andre (CMR)

HKG - Hong Kong, China

Team colour: White

No.	Name	Pos.	Han.	Height m /ft in	Highest Reach		Date of Birth	Tournament Totals				
					Spike cm	Block cm		Spike	Block	Serve	Total	%
2	CHAN Ming Wai	OH			277.0	270.0	26 MAR 1998	5	1	3	9	16.67
4	NG Wing Laam	OP			280.0	275.0	25 MAR 2000	0	0	0	0	0.00
5	HO Kin Yiu	MB			284.0	279.0	4 MAR 1996	1	2	0	3	5.56
6	WONG Sze Wing	S			270.0	265.0	19 JAN 1999	3	1	0	4	7.41
7	SHUM Lam	OP			280.0	275.0	7 JUL 2000	8	0	0	8	14.81
8	CHIM Wing Lam C	OH			288.0	278.0	8 NOV 1997	9	1	0	10	18.52
10	TSE Lai Lam	OH			275.0	270.0	29 NOV 2002	2	0	0	2	3.70
12	YIM Wing Ni	MB			285.0	280.0	30 JUL 2000	7	1	1	9	16.67
14	SUEN Yee Tung	S			277.0	270.0	22 JUL 2000	0	0	0	0	0.00
15	LAM Tsz Ching Phyllis	OH			283.0	275.0	3 MAY 2003	1	0	1	2	3.70
17	FONG Ka Yi	MB			285.0	280.0	27 JUL 2002	7	0	0	7	12.96
18	CHEUNG Hiu Nok Michelle L	L			265.0	255.0	24 JAN 2001	0	0	0	0	0.00
Head Coach: CHAN SHIU KI Edward					Assistant Coach: YU YING Chi							

Results in
these Games

Phase	Opponent	Sets	Points per Set
Pool C	IND	3-0	25-13,25-12,25-17

ITA - Italy

Team colour: Dark Blue

No.	Name	Pos.	Han.	Height m /ft in	Highest Reach		Date of Birth	Tournament Totals				
					Spike cm	Block cm		Spike	Block	Serve	Total	%
5	BATTISTONI Ilaria C	S			300.0	290.0	22 APR 1996	0	0	1	1	1.85
22	PANETONI Sara L	L			294.0	288.0	6 MAY 2000	0	0	0	0	0.00
25	GARDINI Beatrice	OH			310.0	297.0	1 APR 2003	6	1	0	7	12.96
26	DIOP Bintou	OP			322.0	300.0	2 MAR 2002	7	2	0	9	16.67
27	CARLETTI Federica	OH			305.0	295.0	14 MAR 2000	5	0	0	5	9.26
28	FROSINI Giorgia	OP			318.0	298.0	29 NOV 2002	3	0	1	4	7.41
29	PIVA Rebecca	OH			300.0	290.0	1 MAY 2001	4	0	1	5	9.26
33	MORELLO Rachele	S			302.0	296.0	7 NOV 2000	1	1	1	3	5.56
34	NWAKALOR LINDA NKIRUKA	MB			314.0	300.0	12 SEP 2002	6	0	3	9	16.67
35	CECCONELLO Agnese	MB			310.0	300.0	6 NOV 1999	4	1	0	5	9.26
36	CAGNIN Emma	OH			309.0	296.0	26 JUN 2002	4	0	0	4	7.41
38	SARTORI Benedetta Maria	MB			304.0	297.0	14 APR 2001	1	1	0	2	3.70
Head Coach: BELTRAMI Alessandro					Assistant Coach: SINIBALDI Marco							

Results in
these Games

Phase	Opponent	Sets	Points per Set
Pool C	IND	3-0	25-12,25-7,25-10

Legend:

%	Percent of total team scoring	(c)	Team Captain	BH	Both Handed	DSQ	Disqualified
Han.	Handedness	L	Libero	LH	Left Handed	MB	Middle Blocker
No.	Shirt number	OS	Opposite Spiker	Pos.	Playing position	RH	Right Handed
S	Setter	WS	Wing Spiker				



Team Competition List 出赛名单

As of TUE 01 AUG 2023 at 19:25

Match 11

GER vs ARG

1st Referee: PARK Jung (USA)

2nd Referee: CHUNG Ching Ju (TPE)

GER - Germany

Team colour: White

No.	Name	Pos.	Han.	Height m /ft in	Highest Reach		Date of Birth	Tournament Totals				
					Spike cm	Block cm		Spike	Block	Serve	Total	%
1	AGBORTABI Vanessa	OH			310.0	300.0	4 DEC 1998	4	0	1	5	9.80
8	FERNAU Pia	S			310.0	300.0	24 SEP 2002	1	0	0	1	1.96
20	WESKE Emilia Franziska	OP			311.0	300.0	26 MAR 2001	7	3	0	10	19.61
26	HOLZIG Annegret C	OH			310.0	300.0	29 MAY 1997	8	0	2	10	19.61
28	KELLER Luisa Theresa	OH			310.0	300.0	25 AUG 2001	1	0	0	1	1.96
29	LEWELING Pia	OH			310.0	300.0	4 JAN 1998	5	0	0	5	9.80
35	VAN CLEWE Luisa	MB			310.0	300.0	24 FEB 2003	4	1	0	5	9.80
36	SILGE Wiebke Hildegard	MB			310.0	300.0	16 JUL 1996	1	2	1	4	7.84
37	KUHL Alexia Hope	MB			310.0	300.0	11 AUG 2001	1	1	0	2	3.92
40	JATZKO Romy-Aylin Verena	OH			310.0	300.0	26 JAN 2000	7	0	0	7	13.73
43	KOHN Hannah Elisabeth	S			310.0	300.0	18 JUN 2003	0	1	0	1	1.96
46	NESTLER Patricia Michaela L	L			300.0	285.0	17 MAY 2001	0	0	0	0	0.00
Head Coach: NEUBAUER Nicki					Assistant Coach: BITTER Konstantin							

Results in
these Games

Phase	Opponent	Sets	Points per Set
Pool B	CHN	1-3	25-11, 11-25, 15-25, 13-25

ARG - Argentina

Team colour: Dark Blue

No.	Name	Pos.	Han.	Height m /ft in	Highest Reach		Date of Birth	Tournament Totals				
					Spike cm	Block cm		Spike	Block	Serve	Total	%
2	ALMEYDA Berenice	MB			283.0	255.0	7 MAY 2001	0	0	0	0	0.00
3	BRANDAN Rocio Belen	S			275.0	240.0	7 SEP 1999	0	0	0	0	0.00
5	POLANIS Carolina Rocio	MB			300.0	250.0	20 DEC 1998	8	2	3	13	25.49
6	NIEVA Gisela Vanina	OP			300.0	260.0	17 AUG 1998	3	0	0	3	5.88
7	BENITEZ Azul	S			275.0	250.0	5 FEB 1998	0	0	1	1	1.96
8	PICCOLO Sol Ayelen	OP			310.0	265.0	11 SEP 1996	9	1	0	10	19.61
9	REINOSO Rosa Elena	OH			285.0	255.0	26 MAR 1996	0	0	0	0	0.00
12	HOLZMAISTERS Julieta	MB			290.0	265.0	9 JAN 2002	5	2	0	7	13.73
14	NIELSON RAMELLA Daniela Veronica C	OH			295.0	255.0	19 FEB 1998	6	0	0	6	11.76
15	TORINO Sabrina Yael L	L			260.0	230.0	23 MAY 1997	0	0	0	0	0.00
17	CORBALAN Maria de la Paz	OP			280.0	250.0	7 NOV 1998	9	0	2	11	21.57
19	GIRAUDO ESCURRA Camila	OH			280.0	255.0	3 APR 2002	0	0	0	0	0.00
Head Coach: Maria Laura VINCENTE					Assistant Coach: Maria Eugenia REQUI							

Results in
these Games

Phase	Opponent	Sets	Points per Set
Pool B	CHN	0-3	22-25, 21-25, 24-26

Legend:

% Percent of total team scoring
Han. Handedness
No. Shirt number
S Setter

(c) Team Captain
L Libero
OS Opposite Spiker
WS Wing Spiker

BH Both Handed
LH Left Handed
Pos. Playing position

DSQ Disqualified
MB Middle Blocker
RH Right Handed



Team Competition List
出赛名单

As of TUE 01 AUG 2023 at 19:13

Match 12

BRA vs TPE

1st Referee: VASILEIADIS Vasileios (GRE) 2nd Referee: KRTICKA Jan (CZE)

BRA - Brazil

Team colour: Blue

No.	Name	Pos.	Han.	Height m /ft in	Highest Reach		Date of Birth	Tournament Totals				
					Spike cm	Block cm		Spike	Block	Serve	Total	%
1	GONZAGA de CARVALHO Bruna	OH			291.0	285.0	14 APR 2001	0	0	0	0	0.00
4	TIAGO da SILVA Jussara Maria	MB			300.0	295.0	14 JUN 1996	12	4	1	17	23.29
5	PEREIRA DANIELSKI Natalia	OH			292.0	280.0	5 DEC 1999	3	1	0	4	5.48
6	de JESUS MACHADO Sabrina	OH			305.0	288.0	9 APR 1996	17	2	2	21	28.77
7	CRUZ de LIMA Lais L	L			260.0	240.0	17 SEP 1997	0	0	0	0	0.00
8	BARROS BAIJO Lenara	MB			297.0	289.0	31 JUL 2001	0	0	0	0	0.00
9	BATISTA MEDEIROS Lyara C	S			295.0	285.0	19 SEP 1996	0	0	0	0	0.00
10	LEANDRO GROTH Sabrina	OH			297.0	285.0	7 JUN 2000	10	2	2	14	19.18
11	LIMA de OLIVEIRA Maria Eduarda	OH			300.0	290.0	13 MAY 1999	1	0	0	1	1.37
13	MESQUITA dos SANTOS Camila	OP			296.0	284.0	27 FEB 2000	7	0	0	7	9.59
14	da SILVA COSTA Mikaella	S			290.0	280.0	14 JUN 1997	0	0	0	0	0.00
19	FRANCO de SOUZA PAULO Leticya	MB			298.0	290.0	26 APR 1998	6	2	1	9	12.33
Head Coach: GOMES Fernando					Assistant Coach: VIEIRA LUIZ							

Results in
these Games

Phase	Opponent	Sets	Points per Set
Pool A	POL	3-2	21-25,22-25,25-23,25-19,16-14

TPE - Chinese Taipei

Team colour: White

No.	Name	Pos.	Han.	Height m /ft in	Highest Reach		Date of Birth	Tournament Totals				
					Spike cm	Block cm		Spike	Block	Serve	Total	%
5	WU Fang-Yu	OH			295.0	280.0	9 JAN 2000	17	0	0	17	23.61
6	CHIU Ya-Hui	MB			300.0	286.0	4 APR 1998	7	1	0	8	11.11
7	LIN Shu-Ho	OH			298.0	285.0	6 FEB 1999	18	2	0	20	27.78
8	CHEN Jia-Man	S			294.0	284.0	27 JUL 1999	0	0	0	0	0.00
9	KAN Ko-Hui	MB			282.0	280.0	3 SEP 2002	7	1	0	8	11.11
10	HSU Wan-Yun	OH			280.0	270.0	10 MAY 2003	3	0	0	3	4.17
12	LIAO Yi-Jen C	S			275.0	275.0	8 JUN 1997	1	0	0	1	1.39
13	HUANG Man-Ya	OP			293.0	300.0	10 OCT 1999	11	3	0	14	19.44
14	CHEN Li-Jun	OP			289.0	276.0	7 MAR 2003	0	0	0	0	0.00
15	LIN Chi-Jung L	L			240.0	235.0	5 OCT 2000	0	0	0	0	0.00
17	LIU Shuang-Ling	OH			299.0	293.0	4 APR 2000	0	0	0	0	0.00
20	LIAO Chia-An	MB			280.0	280.0	15 APR 2004	1	0	0	1	1.39
Head Coach: CHEN Yu-An					Assistant Coach: HUANG Wei-Hsiang							

Results in
these Games

Phase	Opponent	Sets	Points per Set
Pool A	POL	1-3	20-25,25-16,21-25,20-25

Legend:

%	Percent of total team scoring	(c)	Team Captain	BH	Both Handed	DSQ	Disqualified
Han.	Handedness	L	Libero	LH	Left Handed	MB	Middle Blocker
No.	Shirt number	OS	Opposite Spiker	Pos.	Playing position	RH	Right Handed
S	Setter	WS	Wing Spiker				



Team Competition List 出赛名单

As of WED 02 AUG 2023 at 17:07

Match 17

ARG vs IRI

1st Referee: SEROLE Edgar (BOT)

2nd Referee: ROGIC Dejan (SRB)

ARG - Argentina

Team colour: Light Blue

No.	Name	Pos.	Han.	Height m /ft in	Highest Reach		Date of Birth	Tournament Totals				
					Spike cm	Block cm		Spike	Block	Serve	Total	%
2	CONDE BARRIOS Lucas	OH			326.0	295.0	6 OCT 2004	15	0	3	18	16.51
5	PONZIO Jonas Andres	OP			330.0	300.0	25 APR 2000	0	1	0	1	0.92
6	GOMEZ German Alfredo	OH			333.0	310.0	19 APR 2003	14	1	1	16	14.68
7	ROJAS Nahuel Agustin	OH			325.0	308.0	28 NOV 2003	2	2	4	8	7.34
8	SCARPA Tobias L	L			322.0	290.0	20 OCT 2001	0	0	0	0	0.00
9	DIAZ BOLLI Santiago Martin	S			320.0	290.0	24 APR 1998	0	0	0	0	0.00
12	BALAGUE Manuel C	OP			330.0	303.0	12 AUG 1998	23	4	3	30	27.52
13	GALLARDO Agustin Nicolas	MB			338.0	305.0	1 MAR 2001	6	0	3	9	8.26
14	SALAZAR TOMBION Imanol	MB			340.0	318.0	12 DEC 2003	6	3	0	9	8.26
20	SORIA Sergio Daniel	MB			338.0	305.0	20 APR 1997	9	1	0	10	9.17
21	NOVAS RUIZ Ignacio	OH			331.0	292.0	7 DEC 1998	0	0	0	0	0.00
77	GIRAUDO ESCURRA Matias	S			342.0	302.0	13 MAR 1998	1	5	2	8	7.34
Head Coach: DARRAIDOU Santiago Pedro					Assistant Coach: PEREIRA Pablo							

Results in
these Games

Phase	Opponent	Sets	Points per Set
Pool B	IND	3-0	25-19,27-25,25-19
Pool B	CZE	3-0	25-16,25-18,25-18

IRI - Islamic Republic of Iran

Team colour: Blue

No.	Name	Pos.	Han.	Height m /ft in	Highest Reach		Date of Birth	Tournament Totals				
					Spike cm	Block cm		Spike	Block	Serve	Total	%
1	SADATIBALADEHI Seyedamirhossein	OP			340	330	19 JUN 2003	13	1	1	15	10.20
4	HOSSEINPOUR Porya	OP			340	320	18 MAR 2003	15	0	1	16	10.88
7	MOSLEHABADI FARAHANI Alireza	MB			340	330	8 NOV 1998	23	4	4	31	21.09
10	NOROUZI Erfan	MB			340	330	12 JUL 2003	3	3	0	6	4.08
11	KAMALABADI Soheil C	OP			330	320	14 JAN 2001	14	1	1	16	10.88
12	MOMENI MOGHADAM Pendar	S			310	305	14 APR 2003	0	0	0	0	0.00
13	MASHHADI Seyedmohammadreza	OP			320	300	14 SEP 2000	10	0	0	10	6.80
15	BEHNEZHAD Arshia	S			310	305	4 AUG 2003	6	0	2	8	5.44
16	SAKHAVI Mousa L	L			280	260	12 MAR 2000	1	0	0	1	0.68
18	MOLAABASI Amirhasan	MB			330	310	23 MAR 2000	5	7	0	12	8.16
20	HEIDARI Kiavash	OP			345.0	320.0	27 APR 1998	30	2	0	32	21.77
Head Coach: MOMENI MOGHADAM Gholam Reza					Assistant Coach: MONAZAMI Amirhossein							

Results in
these Games

Phase	Opponent	Sets	Points per Set
Pool B	CZE	2-3	25-17,22-25,25-19,23-25,13-15
Pool B	IND	3-0	25-19,25-16,25-18

Legend:

% Percent of total team scoring
Han. Handedness
No. Shirt number
S Setter

(c) Team Captain
L Libero
OS Opposite Spiker
WS Wing Spiker

BH Both Handed
LH Left Handed
Pos. Playing position

DSQ Disqualified
MB Middle Blocker
RH Right Handed



Team Competition List 出赛名单

As of WED 02 AUG 2023 at 17:11

Match 18

GER vs TPE

1st Referee: BUNYAN Ryan (CAN)

2nd Referee: GOU Ming (CHN)

GER - Germany

Team colour: Black

No.	Name	Pos.	Han.	Height m /ft in	Highest Reach		Date of Birth	Tournament Totals				
					Spike cm	Block cm		Spike	Block	Serve	Total	%
4	DERVISAJ Leon	S			340.0	320.0	7 SEP 1996	0	1	0	1	0.79
6	GRAVEN Leonard Julius L	L			319.0	301.0	22 APR 2004	0	0	0	0	0.00
8	JOHN Filip	OP			350.0	336.0	1 AUG 2001	10	2	2	14	11.02
16	PETER Tim	OH			348.0	330.0	8 SEP 1997	17	5	0	22	17.32
19	ROHRS Erik Johannes C	OH			353.0	336.0	24 APR 2001	28	3	2	33	25.98
23	GORALIK Yannick	MB			350.0	338.0	23 OCT 1997	1	1	0	2	1.57
24	BURGGRAF Eric Johannes	S			330.0	315.0	10 MAR 1999	2	0	0	2	1.57
29	BOGACHEV Egor	OH			355.0	325.0	6 APR 1997	0	0	1	1	0.79
31	BOHME Yann Niclas	OP			350.0	320.0	2 AUG 1997	16	1	3	20	15.75
32	KUNSTMANN Joscha Karl	MB			340.0	335.0	20 JUL 2003	10	1	2	13	10.24
33	TORWIE Simon Velantin	MB			342.0	331.0	1 NOV 2001	10	6	2	18	14.17
36	KARLITZEK Lorenz Friedbert	OP			343.0	328.0	17 FEB 1999	1	0	0	1	0.79
Head Coach: STEUERWALD Patrick					Assistant Coach: VON KAENEL Dominic							

Results in these Games

Phase	Opponent	Sets	Points per Set
Pool D	BRA	3-0	32-30,25-20,25-20
Pool D	ITA	3-2	25-20,20-25,23-25,25-21,15-13

TPE - Chinese Taipei

Team colour: White

No.	Name	Pos.	Han.	Height m /ft in	Highest Reach		Date of Birth	Tournament Totals				
					Spike cm	Block cm		Spike	Block	Serve	Total	%
1	KO Kai-jie	S			330.0	320.0	25 OCT 1998	1	0	0	1	1.16
2	JHANG Yun-liang L	L			280.0	275.0	28 AUG 1998	0	0	0	0	0.00
4	CHEN Cheng-chi	MB			340.0	325.0	29 JAN 1999	10	4	0	14	16.28
7	JACKMAN Rayshon Nehemiah	OH			320.0	315.0	30 MAR 2002	10	1	1	12	13.95
8	LEI No	OH			320.0	329.0	29 OCT 2002	0	0	0	0	0.00
9	HUNG Jung-fa	OP			325.0	320.0	22 NOV 2000	1	0	0	1	1.16
10	LIN Jin-long	MB			348.0	330.0	19 JAN 2001	4	0	0	4	4.65
12	SUNG Po-ting C	OH			320.0	315.0	2 SEP 1998	4	0	1	5	5.81
14	CHANG Yu-sheng	OP			345.0	325.0	30 MAR 2000	29	6	0	35	40.70
15	LIN Chien	S			335.0	324.0	4 APR 2002	0	0	0	0	0.00
19	TSENG Hsiang-ming	OH			350.0	330.0	16 FEB 2002	13	0	1	14	16.28
Head Coach: MORO Branisav					Assistant Coach: MARKOVIC Filip							

Results in these Games

Phase	Opponent	Sets	Points per Set
Pool D	ITA	0-3	15-25,13-25,16-25
Pool D	BRA	3-0	25-23,25-20,31-29

Legend:

% Percent of total team scoring
Han. Handedness
No. Shirt number
S Setter

(c) Team Captain
L Libero
OS Opposite Spiker
WS Wing Spiker

BH Both Handed
LH Left Handed
Pos. Playing position

DSQ Disqualified
MB Middle Blocker
RH Right Handed



Team Competition List 出赛名单

As of WED 02 AUG 2023 at 16:58

Match 19

JPN vs UKR

1st Referee: CABRERA Celso Ricardo (ARG) 2nd Referee: WANG Yeh (TPE)

JPN - Japan

Team colour: Black

No.	Name	Pos.	Han.	Height m /ft in	Highest Reach		Date of Birth	Tournament Totals				
					Spike cm	Block cm		Spike	Block	Serve	Total	%
1	YAMAMOTO Ryu C	S			325.0	315.0	23 SEP 2000	0	0	1	1	0.88
2	ONIKI Ren	MB			344.0	320.0	28 AUG 2000	2	0	0	2	1.77
4	MIZUMACHI Taito	OH			325.0	315.0	7 SEP 2001	27	0	3	30	26.55
5	SOMENO Hikaru	OH			335.0	315.0	3 JUL 2001	5	0	0	5	4.42
6	YAMADA Daiki	OH			345.0	320.0	7 AUG 2001	5	0	0	5	4.42
7	KAI Kotaro	OH			330.0	315.0	5 NOV 2001	16	0	4	20	17.70
8	NAKASHIMA Kento	OH			310.0	300.0	15 OCT 2001	0	0	1	1	0.88
9	FUJIWARA Naoya	OH			345.0	320.0	24 DEC 2001	15	1	0	16	14.16
10	TAKAKI Keishiro L	L			297.0	280.0	3 SEP 2001	0	0	0	0	0.00
13	KAWAGUCHI Shuto	OH			340.0	320.0	9 AUG 2000	6	0	2	8	7.08
14	TARUMI Yuga	OH			350.0	330.0	2 NOV 2000	5	1	1	7	6.19
16	YASUHARA Dai	MB			347.0	312.0	14 AUG 2001	13	2	3	18	15.93
Head Coach: YAMAMOTO Kenji					Assistant Coach: NAKATA Manabu							

Results in
these Games

Phase	Opponent	Sets	Points per Set
Pool C	CHN	0-3	33-35,19-25,23-25
Pool C	AZE	3-0	25-17,25-14,25-18

UKR - Ukraine

Team colour: Yellow

No.	Name	Pos.	Han.	Height m /ft in	Highest Reach		Date of Birth	Tournament Totals				
					Spike cm	Block cm		Spike	Block	Serve	Total	%
1	OSTAPENKO Volodymyr	MB			340.0	320.0	28 JUL 1998	1	0	0	1	1.10
3	RIABOV Serhii	S			300.0	315.0	3 JUN 1999	1	0	0	1	1.10
7	YANCHUK Dmytro C	S			330.0	310.0	19 MAY 1999	18	2	3	23	25.27
8	STEBLETSKYI Andrii	S			340.0	320.0	29 NOV 2000	4	1	1	6	6.59
9	KRYVOBOK Ivan	MB			330.0	310.0	27 MAY 1999	8	0	1	9	9.89
11	STEPOVYI Yevhenii	OP			320.0	300.0	15 APR 2002	2	0	0	2	2.20
13	KLEPKO Heorhii	S			340.0	320.0	12 FEB 1997	5	2	1	8	8.79
21	PAMPUSHKO Yaroslav L	L			280.0	260.0	11 NOV 2001	0	0	0	0	0.00
23	VELETSKYI Denys	S			345.0	330.0	15 JAN 2000	6	1	0	7	7.69
25	MAZENKO Bohdan	MB			340.0	325.0	18 MAY 1996	1	0	0	1	1.10
30	MISHCHENKO Serhii	S			325.0	305.0	30 NOV 2000	13	0	1	14	15.38
42	URYVKIN Danylo	OP			340.0	320.0	27 MAY 2001	15	1	3	19	20.88
Head Coach: KOVALENKO Sergiy					Assistant Coach:							

Results in
these Games

Phase	Opponent	Sets	Points per Set
Pool C	AZE	3-0	25-21,25-20,25-21
Pool C	CHN	0-3	20-25,18-25,9-25

Legend:

% Percent of total team scoring
Han. Handedness
No. Shirt number
S Setter

(c) Team Captain
L Libero
OS Opposite Spiker
WS Wing Spiker

BH Both Handed
LH Left Handed
Pos. Playing position

DSQ Disqualified
MB Middle Blocker
RH Right Handed



Team Competition List

出赛名单

As of WED 02 AUG 2023 at 21:35

Match 20

ITA vs BRA

1st Referee: FADILI Ali (MAR)

2nd Referee: SZYDLOWSKI Robert Karol (AUS)

ITA - Italy

Team colour: Light Blue

No.	Name	Pos.	Han.	Height m /ft in	Highest Reach		Date of Birth	Tournament Totals				
					Spike cm	Block cm		Spike	Block	Serve	Total	%
2	PORRO Paolo	S			300.0	280.0	27 OCT 2001	2	2	2	6	4.55
3	HELD Tim	OH			348.0	335.0	17 APR 1998	0	0	0	0	0.00
6	POL Alberto	OH			350.0	340.0	4 MAR 2001	0	0	0	0	0.00
9	RECINE Francesco C	OH			348.0	335.0	7 FEB 1999	23	2	5	30	22.73
11	GARDINI Davide	OH			348.0	335.0	11 FEB 1999	2	0	0	2	1.52
13	CORTESIA Lorenzo	MB			340.0	320.0	26 JUL 1999	13	2	3	18	13.64
16	SALSI Nicola	OP			350.0	340.0	13 SEP 1997	0	0	0	0	0.00
24	CATANIA Damiano L	L			300.0	280.0	28 MAR 2001	0	0	0	0	0.00
25	VITELLI Marco	MB			340.0	320.0	4 APR 1996	4	3	0	7	5.30
27	CANESCHI Edoardo	MB			340.0	320.0	26 JAN 1997	7	3	0	10	7.58
29	MAGALINI Giulio	OH			348.0	335.0	14 AUG 2001	26	3	1	30	22.73
31	SALA Lorenzo	OP			349.0	335.0	15 SEP 2002	24	1	4	29	21.97
Head Coach: LEONI Luca					Assistant Coach: CARPENTIERI Emanuele							

Results in these Games

Phase	Opponent	Sets	Points per Set
Pool D	TPE	3-0	25-15,25-13,25-16
Pool D	GER	2-3	20-25,25-20,25-23,21-25,13-15

BRA - Brazil

Team colour: Yellow

No.	Name	Pos.	Han.	Height m /ft in	Highest Reach		Date of Birth	Tournament Totals				
					Spike cm	Block cm		Spike	Block	Serve	Total	%
4	GONCALVES Antony Gabriel	OH			351.0	334.0	30 MAR 1997	1	0	0	1	1.23
5	OLIVEIRA Jorge Romario	OP			345.0	330.0	19 APR 2001	8	1	0	9	11.11
6	FERREIRA SILVA Pedro Henrique	OH			350.0	334.0	17 FEB 1996	10	1	4	15	18.52
7	dos SANTOS Wallace L	L			330.0	310.0	30 JUN 1999	0	0	0	0	0.00
8	de MATTOS Joao Guilherme	S			325.0	303.0	25 OCT 2002	0	0	0	0	0.00
9	KRAUCHUK ESQUIVEL RODRIGUES Matheus	OP			355.0	340.0	4 NOV 1997	22	6	0	28	34.57
10	FACCIN Giovanni	MB			343.0	330.0	23 NOV 2002	2	0	0	2	2.47
11	FIGUEIREDO DOS SANTOS David	MB			358.0	340.0	18 JUL 1998	9	1	1	11	13.58
12	ADAMI Henrique	S			340.0	320.0	15 DEC 1997	2	0	1	3	3.70
16	LERSCH DA SILVEIRA Vinicius C	OH			340.0	320.0	16 JUL 1997	6	1	0	7	8.64
18	GUEDES Henrique Vinicius	MB			355.0	344.0	9 FEB 2002	5	0	0	5	6.17
Head Coach: ELIAS PONTES Evandro					Assistant Coach: NEVES GRILO Alexandro							

Results in these Games

Phase	Opponent	Sets	Points per Set
Pool D	GER	0-3	30-32,20-25,20-25
Pool D	TPE	0-3	23-25,20-25,29-31

Legend:

% Percent of total team scoring
Han. Handedness
No. Shirt number
S Setter

(c) Team Captain
L Libero
OS Opposite Spiker
WS Wing Spiker

BH Both Handed
LH Left Handed
Pos. Playing position

DSQ Disqualified
MB Middle Blocker
RH Right Handed



Team Competition List 出赛名单

As of WED 02 AUG 2023 at 19:38

Match 21

AZE vs CHN

1st Referee: KRTICKA Jan (CZE)

2nd Referee: VALENTAR Bernard (SLO)

AZE - Azerbaijan

Team colour:

No.	Name	Pos.	Han.	Height m /ft in	Highest Reach		Date of Birth	Tournament Totals				
					Spike cm	Block cm		Spike	Block	Serve	Total	%
2	AZIMOV Javid	OP			290.0	275.0	12 APR 1999	5	0	1	6	9.23
4	AGHAZADA Agil C	OP			340.0	320.0	19 APR 1998	9	1	0	10	15.38
5	ALIYEV Ruslan	OH			350.0	340.0	28 FEB 2001	9	0	2	11	16.92
6	ALIYEV Rashad L	L			170.0	210.0	1 APR 2004	0	0	0	0	0.00
7	GURSKII Roman	S			295.0	285.0	21 JUL 2001	3	1	1	5	7.69
8	NIKULENKO Yegor	MB			332.0	315.0	22 MAR 2001	5	2	1	8	12.31
10	BUNYATOV Yusif	OP			345.0	330.0	3 AUG 2004	12	1	0	13	20.00
11	AGHABAYOV Ramazan	MB			355.0	340.0	31 AUG 2000	3	0	0	3	4.62
12	JENKEL Ferhat L	L			295.0	280.0	18 DEC 2003	0	0	0	0	0.00
13	RUSTAMOV Ali	MB			355.0	340.0	25 JUN 2003	1	0	0	1	1.54
14	DUNYAMALIYEV Sanan	OH			310.0	295.0	2 NOV 1998	3	0	0	3	4.62
23	DARYAYEV Farda	MB			360.0	345.0	14 JAN 2002	4	0	1	5	7.69
Head Coach: JALALOV Farid					Assistant Coach: GAHRAMANOV Dilgam							

Results in
these Games

Phase	Opponent	Sets	Points per Set
Pool C	UKR	0-3	21-25,20-25,21-25
Pool C	JPN	0-3	17-25,14-25,18-25

CHN - People's Republic of China

Team colour:

No.	Name	Pos.	Han.	Height m /ft in	Highest Reach		Date of Birth	Tournament Totals				
					Spike cm	Block cm		Spike	Block	Serve	Total	%
1	CHEN Leiyang	S			345.0	340.0	25 JAN 1999	0	0	0	0	0.00
2	WANG Hebin	S			339.0	334.0	27 JUN 1999	5	4	0	9	9.68
3	ZHANG Jingyin C	OH			361.0	356.0	20 DEC 1999	9	0	0	9	9.68
4	YU Yuntai	OH			346.0	341.0	3 DEC 1997	3	0	3	6	6.45
5	WANG Bin	OH			343.0	338.0	23 JUN 2001	2	1	0	3	3.23
6	DENG Xinpeng	OH			355.0	350.0	10 APR 2001	8	1	2	11	11.83
7	PENG Shikun	MB			359.0	354.0	26 AUG 2000	11	4	0	15	16.13
8	LI Yongzhen	MB			358.0	353.0	7 AUG 1998	0	0	0	0	0.00
9	WANG Dongchen	MB			351.0	346.0	1 JUN 2000	12	7	2	21	22.58
10	ZHANG Guanhua	OP			344.0	339.0	10 JUL 1997	14	1	2	17	18.28
11	YANG Yiming L	L			330.0	325.0	29 SEP 1999	0	0	0	0	0.00
12	HU Zhenzhuo	OP			340.0	335.0	25 JUN 2002	2	0	0	2	2.15
Head Coach: WU Sheng					Assistant Coach: SHEN Andong							

Results in
these Games

Phase	Opponent	Sets	Points per Set
Pool C	JPN	3-0	35-33,25-19,25-23
Pool C	UKR	3-0	25-20,25-18,25-9

Legend:

%	Percent of total team scoring	(c)	Team Captain	BH	Both Handed	DSQ	Disqualified
Han.	Handedness	L	Libero	LH	Left Handed	MB	Middle Blocker
No.	Shirt number	OS	Opposite Spiker	Pos.	Playing position	RH	Right Handed
S	Setter	WS	Wing Spiker				



Team Competition List 出赛名单

As of WED 02 AUG 2023 at 19:40

Match 22

CZE vs IND

1st Referee: GERARD Joseph (MAS) 2nd Referee: THORNBURGH William (USA)

CZE - Czech Republic

Team colour: Blue

No.	Name	Pos.	Han.	Height m /ft in	Highest Reach		Date of Birth	Tournament Totals				
					Spike cm	Block cm		Spike	Block	Serve	Total	%
2	SULC Radim	OH			331.0	313.0	29 OCT 1999	0	0	0	0	0.00
4	DVORAK Jakub	OH			350.0	330.0	20 FEB 1998	8	1	0	9	8.74
7	SULC Marek C	OH			343.0	320.0	15 FEB 1998	2	0	0	2	1.94
8	KUNC Tomas L	L			310.0	295.0	18 OCT 1997	0	0	0	0	0.00
9	PISKACEK Ondrej	OH			334.0	320.0	23 JAN 1999	3	1	3	7	6.80
10	RIMAL Daniel	OP			342.0	320.0	11 OCT 1996	18	6	1	25	24.27
11	SABRT Martin	MB			356.0	335.0	31 AUG 2000	2	3	0	5	4.85
14	JANECKA Jakub	MB			335.0	320.0	6 APR 1997	0	0	0	0	0.00
18	SVOBODA Jan	OP			345.0	335.0	30 JUL 2000	17	3	1	21	20.39
19	SUDA Radek	OH			348.0	320.0	20 NOV 1998	17	2	0	19	18.45
20	TROJANOWICZ Lukas	MB			355.0	340.0	4 JUL 2000	11	4	0	15	14.56
21	DRAHONOVSKY Matous	OH			346.0	236.0	7 MAY 2001	0	0	0	0	0.00
Head Coach: LUBOMIR Vasina					Assistant Coach: MELICHALEK Zdenek							

Results in these Games

Phase	Opponent	Sets	Points per Set
Pool B	IRI	3-2	17-25, 25-22, 19-25, 25-23, 15-13
Pool B	ARG	0-3	16-25, 18-25, 18-25

IND - India

Team colour: Light Blue

No.	Name	Pos.	Han.	Height m /ft in	Highest Reach		Date of Birth	Tournament Totals				
					Spike cm	Block cm		Spike	Block	Serve	Total	%
1	KUMAR Aman	OH			352.0	328.0	10 JAN 2004	15	1	0	16	19.51
2	NANDISH Dushyanth	MB			350.0	328.0	18 MAY 2001	1	2	0	3	3.66
3	PANDIYARAJ Aswath	S			340.0	317.0	27 MAR 2003	0	0	0	0	0.00
4	CHOUDHARY Tanish	OH			353.0	329.0	21 NOV 2004	0	0	0	0	0.00
5	JASKARAN SINGH	OP			340.0	326.0	11 SEP 1999	0	0	0	0	0.00
7	CHAUDHARY Sameer	S			345.0	318.0	29 JUL 2003	5	1	2	8	9.76
8	SAWAN	OH			350.0	326.0	27 OCT 1996	0	0	0	0	0.00
10	GIRI Harshit	OP			341.0	325.0	2 SEP 2003	21	1	1	23	28.05
11	SINGH Dushyant C	MB			349.0	327.0	3 DEC 2003	7	1	0	8	9.76
12	BANJARA Surya Prakash L	L			298.0	278.0	11 JAN 2003	1	0	0	1	1.22
13	SAHAYA ANTHONI RAJ Santhosh	OH			350.0	322.0	27 OCT 2000	15	0	1	16	19.51
14	JASJODH Singh	MB			351.0	330.0	22 AUG 2002	4	2	1	7	8.54
Head Coach: DAKSHINAMOORTHY Sundarasan					Assistant Coach: RAJESH Kumar							

Results in these Games

Phase	Opponent	Sets	Points per Set
Pool B	ARG	0-3	19-25, 25-27, 19-25
Pool B	IRI	0-3	19-25, 16-25, 18-25

Legend:

%	Percent of total team scoring	(c)	Team Captain	BH	Both Handed	DSQ	Disqualified
Han.	Handedness	L	Libero	LH	Left Handed	MB	Middle Blocker
No.	Shirt number	OS	Opposite Spiker	Pos.	Playing position	RH	Right Handed
S	Setter	WS	Wing Spiker				



Team Competition List 出赛名单

As of WED 02 AUG 2023 at 19:44

Match 23

KOR vs POL

1st Referee: BENSIMON Royi Rafi (ISR) 2nd Referee: VILLARREAL Andres (ARG)

KOR - Republic of Korea

Team colour: Red

No.	Name	Pos.	Han.	Height m /ft in	Highest Reach		Date of Birth	Tournament Totals				
					Spike cm	Block cm		Spike	Block	Serve	Total	%
1	PARK Seungsu	OH			330.0	320.0	30 JAN 2002	1	0	0	1	0.85
3	LEE Hyeonseung	S			295.0	290.0	2 JAN 2001	0	0	1	1	0.85
5	SONG Mingun L	L			270.0	260.0	6 JAN 2000	0	0	0	0	0.00
6	KIM Sunho C	OH			310.0	300.0	18 JAN 1999	7	1	0	8	6.84
7	PARK Taeseong	S			325.0	305.0	9 APR 2001	1	1	0	2	1.71
10	LEE Yunsoo	OP			320.0	310.0	15 SEP 2003	3	1	1	5	4.27
12	LEE Junyeong	MB			325.0	320.0	4 JUL 2003	9	1	1	11	9.40
13	JEONG Taejun	MB			320.0	310.0	14 MAR 2000	3	6	2	11	9.40
15	LEE Yulri	MB			320.0	310.0	14 SEP 2000	1	0	0	1	0.85
16	JEONG Hanyong	OH			330.0	320.0	31 JUL 2001	25	2	4	31	26.50
18	HONG Dongseon	OH			320.0	310.0	16 MAY 2001	17	1	2	20	17.09
20	SHIN Hojin	OP			310.0	300.0	26 FEB 2001	25	0	1	26	22.22
Head Coach: YANG Jin Woong					Assistant Coach: SONG Byungil							

Results in these Games

Phase	Opponent	Sets	Points per Set
Pool A	HKG	3-0	25-13,25-19,25-12
Pool A	POR	1-3	25-19,22-25,22-25,25-27

POL - Poland

Team colour: White

No.	Name	Pos.	Han.	Height m /ft in	Highest Reach		Date of Birth	Tournament Totals				
					Spike cm	Block cm		Spike	Block	Serve	Total	%
2	CZYZOWSKI Jakub	OH			345.0	318.0	14 DEC 2001	2	0	0	2	1.82
4	KOZUB Lukasz Krzysztof C	S			320.0	305.0	3 NOV 1997	1	4	2	7	6.36
10	GIERZOT Michal	OH			350.0	328.0	4 OCT 2001	28	1	8	37	33.64
11	KOGUT Damian Patryk	OH			343.0	320.0	3 JAN 1997	11	1	2	14	12.73
13	MAGNUSZEWSKI Mariusz	S			330.0	310.0	14 SEP 1997	0	0	0	0	0.00
14	ABRAMOWICZ Jakub	MB			350.0	330.0	10 APR 1998	2	0	0	2	1.82
16	WOCH Dawid Tomasz	MB			350.0	330.0	16 MAY 1997	10	3	0	13	11.82
17	KRYSIK Maciej	OH			355.0	325.0	7 JAN 1999	3	1	0	4	3.64
19	DULSKI Dawid	OP			352.0	333.0	1 NOV 2002	11	1	2	14	12.73
20	SZYMURA Kamil Tadeusz L	L			320.0	295.0	24 JAN 1999	0	0	0	0	0.00
72	POREBA Mateusz Andrzej	MB			350.0	335.0	24 AUG 1999	12	5	0	17	15.45
Head Coach: LUKS Dariusz Jacek					Assistant Coach: MIERZEJEWSKI Marcin Mariusz							

Results in these Games

Phase	Opponent	Sets	Points per Set
Pool A	POR	3-0	25-12,25-15,25-20
Pool A	HKG	3-0	25-11,25-19,25-14

Legend:

%	Percent of total team scoring	(c)	Team Captain	BH	Both Handed	DSQ	Disqualified
Han.	Handedness	L	Libero	LH	Left Handed	MB	Middle Blocker
No.	Shirt number	OS	Opposite Spiker	Pos.	Playing position	RH	Right Handed
S	Setter	WS	Wing Spiker				



Team Competition List 出赛名单

As of WED 02 AUG 2023 at 19:21

Match 24

POR vs HKG

1st Referee: ZULFUGAROV Eldar (AZE) 2nd Referee: MASHASHA Sibangani Selome (ZIM)

POR - Portugal

Team colour: Red

No.	Name	Pos.	Han.	Height m /ft in	Highest Reach		Date of Birth	Tournament Totals				
					Spike cm	Block cm		Spike	Block	Serve	Total	%
2	FERNANDES SAMPAIO Marco Joao	OH			330.0	320.0	27 MAR 2001	0	0	0	0	0.00
5	NOGUEIRA GOMES Goncalo L	L			305.0	295.0	28 MAR 2003	0	0	0	0	0.00
7	TEIXEIRA BELO MARQUES Nuno Filipe	OH			0.0	0.0	6 JUN 2003	46	0	2	48	48.00
8	PEIXOTO FIGUEIREDO Manuel	OP			0.0	0.0	10 SEP 2003	11	2	0	13	13.00
9	CAMPOS AZENHA Miguel	OH			300.0	299.0	24 JUL 2004	0	0	0	0	0.00
10	DA CRUZ BRITO Eduardo Antonio	MB			0.0	0.0	10 MAY 2003	6	3	0	9	9.00
12	BRAGA MONTEIRO Paulo Daniel	OH			330.0	320.0	13 APR 2003	6	1	0	7	7.00
14	ALMEIDA CAVALCANTI Gustavo	OH			345.0	327.0	3 FEB 2001	3	2	0	5	5.00
15	NOGUEIRA NEVES PEREIRA POMBEIRO F.. C	S			350.0	315.0	14 JUN 1996	0	0	0	0	0.00
17	CONCEICAO DIAS Bruno	S			305.0	280.0	25 JUL 2003	4	2	3	9	9.00
18	FONSECA NEVES OLIVEIRA Bernardo	MB			330.0	300.0	13 DEC 2002	5	4	0	9	9.00
Head Coach: TEIXEIRA DA SILVA Hugo Armando					Assistant Coach: DA CUNHA ANTUNES Leandro Vitor							

Results in these Games

Phase	Opponent	Sets	Points per Set
Pool A	POL	0-3	12-25,15-25,20-25
Pool A	KOR	3-1	19-25,25-22,25-22,27-25

HKG - Hong Kong, China

Team colour: Black

No.	Name	Pos.	Han.	Height m /ft in	Highest Reach		Date of Birth	Tournament Totals				
					Spike cm	Block cm		Spike	Block	Serve	Total	%
3	CHIU Curtis Yuheng L	L			305.0	290.0	26 MAR 2001	0	0	0	0	0.00
4	LEUNG Ho Yin	OH			330.0	320.0	26 SEP 1998	2	0	0	2	3.57
5	WAN Ka Nam	OH			325.0	320.0	17 OCT 2003	2	0	1	3	5.36
7	KWAN Cheuk Hang	S			320.0	315.0	20 DEC 1997	0	0	0	0	0.00
8	POON Chi Leung	MB			330.0	310.0	30 JAN 1997	4	2	0	6	10.71
9	AU Chin To C	OH			330.0	320.0	13 FEB 1996	6	1	0	7	12.50
10	TAM Chun Ho Damian	OP			340.0	330.0	20 APR 2001	20	1	2	23	41.07
11	LAM Sze Lok	MB			325.0	320.0	29 MAR 2003	0	0	0	0	0.00
12	CHING Hon Lam	S			320.0	315.0	25 JAN 2001	1	0	0	1	1.79
17	LAM Yin Chun	OH			340.0	320.0	11 APR 2001	4	0	1	5	8.93
19	SIO Ka Yiu	MB			330.0	320.0	27 NOV 2002	3	2	0	5	8.93
20	CHEUNG Ngai Yiu	OH			335.0	325.0	27 OCT 2002	3	1	0	4	7.14
Head Coach: YAU HOK Chun					Assistant Coach: POON WAI King							

Results in these Games

Phase	Opponent	Sets	Points per Set
Pool A	KOR	0-3	13-25,19-25,12-25
Pool A	POL	0-3	11-25,19-25,14-25

Legend:

%	Percent of total team scoring	(c)	Team Captain	BH	Both Handed	DSQ	Disqualified
Han.	Handedness	L	Libero	LH	Left Handed	MB	Middle Blocker
No.	Shirt number	OS	Opposite Spiker	Pos.	Playing position	RH	Right Handed
S	Setter	WS	Wing Spiker				



Team Competition List 出赛名单

As of THU 03 AUG 2023 at 17:16

Match 13

BRA vs HKG

1st Referee: MASHASHA Sibangani Selome (ZIM) 2nd Referee: KSHATRIYA Narendrasingh (IND)

BRA - Brazil

Team colour: Yellow

No.	Name	Pos.	Han.	Height m /ft in	Highest Reach		Date of Birth	Tournament Totals				
					Spike cm	Block cm		Spike	Block	Serve	Total	%
1	Bruna GONZAGA DE CARVALHO	OH			291.0	285.0	14 APR 2001	0	0	0	0	0.00
4	Jussara Maria TIAGO DA SILVA	MB			300.0	295.0	14 JUN 1996	21	4	1	26	20.00
5	Natalia PEREIRA DANIELSKI	OH			292.0	280.0	5 DEC 1999	4	1	0	5	3.85
6	Sabrina DE JESUS MACHADO	OH			305.0	288.0	9 APR 1996	30	3	3	36	27.69
7	Lais CRUZ DE LIMA L	L			260.0	240.0	17 SEP 1997	0	0	0	0	0.00
8	Lenara BARROS BAIJO	MB			297.0	289.0	31 JUL 2001	0	0	0	0	0.00
9	Lyara BATISTA MEDEIROS C	S			295.0	285.0	19 SEP 1996	1	2	0	3	2.31
10	Sabrina LEANDRO GROTH	OH			297.0	285.0	7 JUN 2000	16	2	3	21	16.15
11	Maria Eduarda LIMA DE OLIVEIRA	OH			300.0	290.0	13 MAY 1999	3	0	0	3	2.31
13	Camila MESQUITA DOS SANTOS	OP			296.0	284.0	27 FEB 2000	21	1	0	22	16.92
14	Mikaella DA SILVA COSTA	S			290.0	280.0	14 JUN 1997	0	0	0	0	0.00
19	Leticya FRANCO DE SOUZA PAULO	MB			298.0	290.0	26 APR 1998	9	4	1	14	10.77
Head Coach: GOMES Fernando					Assistant Coach: VIEIRA LUIZ							

Results in these Games

Phase	Opponent	Sets	Points per Set
Pool A	POL	3-2	21-25,22-25,25-23,19-16,14
Pool A	TPE	3-0	25-23,25-20,25-20

HKG - Hong Kong, China

Team colour: White

No.	Name	Pos.	Han.	Height m /ft in	Highest Reach		Date of Birth	Tournament Totals				
					Spike cm	Block cm		Spike	Block	Serve	Total	%
2	CHAN Ming Wai	OH			277.0	270.0	26 MAR 1998	8	1	3	12	14.29
4	NG Wing Laam	OP			280.0	275.0	25 MAR 2000	0	0	0	0	0.00
5	HO Kin Yiu	MB			284.0	279.0	4 MAR 1996	1	2	0	3	3.57
6	WONG Sze Wing	S			270.0	265.0	19 JAN 1999	3	1	0	4	4.76
7	SHUM Lam	OP			280.0	275.0	7 JUL 2000	16	0	0	16	19.05
8	CHIM Wing Lam C	OH			288.0	278.0	8 NOV 1997	18	2	0	20	23.81
10	TSE Lai Lam	OH			275.0	270.0	29 NOV 2002	2	0	0	2	2.38
12	YIM Wing Ni	MB			285.0	280.0	30 JUL 2000	8	1	2	11	13.10
14	SUEN Yee Tung	S			277.0	270.0	22 JUL 2000	2	1	0	3	3.57
15	LAM Tsz Ching Phyllis	OH			283.0	275.0	3 MAY 2003	2	0	1	3	3.57
17	FONG Ka Yi	MB			285.0	280.0	27 JUL 2002	8	1	1	10	11.90
18	CHEUNG Hiu Nok Michelle L	L			265.0	255.0	24 JAN 2001	0	0	0	0	0.00
Head Coach: CHAN SHIU KI Edward					Assistant Coach: YU Ying Chi							

Results in these Games

Phase	Opponent	Sets	Points per Set
Pool C	IND	3-0	25-13,25-12,25-17
Pool C	ITA	0-3	12-25,14-25,15-25

Legend:

%	Percent of total team scoring	(c)	Team Captain	BH	Both Handed	DSQ	Disqualified
Han.	Handedness	L	Libero	LH	Left Handed	MB	Middle Blocker
No.	Shirt number	OS	Opposite Spiker	Pos.	Playing position	RH	Right Handed
S	Setter	WS	Wing Spiker				



Team Competition List

出赛名单

As of THU 03 AUG 2023 at 16:58

Match 14

ITA vs POL

1st Referee: LEUNG Yin Yan (HKG)

2nd Referee: KRTICKA Jan (CZE)

ITA - Italy

Team colour: Light Blue

No.	Name	Pos.	Han.	Height m /ft in	Highest Reach		Date of Birth	Tournament Totals				
					Spike cm	Block cm		Spike	Block	Serve	Total	%
5	BATTISTONI Ilaria C	S			300.0	290.0	22 APR 1996	0	1	1	2	1.82
22	PANETONI Sara L	L			294.0	288.0	6 MAY 2000	0	0	0	0	0.00
25	GARDINI Beatrice	OH			310.0	297.0	1 APR 2003	18	3	1	22	20.00
26	DIOP Binto	OP			322.0	300.0	2 MAR 2002	11	2	1	14	12.73
27	CARLETTI Federica	OH			305.0	295.0	14 MAR 2000	7	0	0	7	6.36
28	FROSINI Giorgia	OP			318.0	298.0	29 NOV 2002	6	0	1	7	6.36
29	PIVA Rebecca	OH			300.0	290.0	1 MAY 2001	10	2	1	13	11.82
33	MORELLO Rachele	S			302.0	296.0	7 NOV 2000	2	1	1	4	3.64
34	NWAKALOR LINDA NKIRUKA	MB			314.0	300.0	12 SEP 2002	13	2	7	22	20.00
35	CECCONELLO Agnese	MB			310.0	300.0	6 NOV 1999	8	1	1	10	9.09
36	CAGNIN Emma	OH			309.0	296.0	26 JUN 2002	6	0	0	6	5.45
38	SARTORI Benedetta Maria	MB			304.0	297.0	14 APR 2001	1	2	0	3	2.73
Head Coach: BELTRAMI Alessandro					Assistant Coach: SINIBALDI Marco							

Results in
these Games

Phase	Opponent	Sets	Points per Set
Pool C	IND	3-0	25-12,25-7,25-10
Pool C	HKG	3-0	25-12,25-14,25-15

POL - Poland

Team colour: White

No.	Name	Pos.	Han.	Height m /ft in	Highest Reach		Date of Birth	Tournament Totals				
					Spike cm	Block cm		Spike	Block	Serve	Total	%
1	MOSKWA Kornelia Paulina	MB			308.0	297.0	30 OCT 1996	0	0	0	0	0.00
2	ORZYLOWSKA Marta	MB			304.0	290.0	10 MAY 1998	15	5	1	21	14.48
4	LISIAK Malgorzata Maria	MB			316.0	300.0	11 JUL 1996	8	7	1	16	11.03
6	RASINSKA Aleksandra Slawa	MB			310.0	290.0	6 NOV 1998	25	1	1	27	18.62
7	NOWAKOWSKA Pola	OH			305.0	285.0	30 JAN 1996	0	0	0	0	0.00
8	PIASECKA Julita Nadia	OH			311.0	287.0	25 SEP 2002	29	5	0	34	23.45
10	DRABEK Kinga Ewa L	L			280.0	270.0	10 MAY 1998	0	0	0	0	0.00
11	DRUZKOWSKA Karolina	OH			327.0	305.0	6 MAR 2002	7	3	0	10	6.90
13	LYCIAKOWSKA Marta	S			300.0	285.0	2 MAY 1998	0	0	0	0	0.00
18	LYSIAK Justyna Agnieszka L	L			280.0	270.0	20 JAN 1999	0	0	0	0	0.00
21	GRABKA Alicja Elzbieta C	S			290.0	280.0	9 MAY 1998	3	1	2	6	4.14
22	SZLAGOWSKA Weronika Wiktoria	OH			313.0	290.0	29 NOV 2001	27	4	0	31	21.38
Head Coach: PASINSKI Jacek Robert					Assistant Coach: DABROWSKI Bartlomiej							

Results in
these Games

Phase	Opponent	Sets	Points per Set
Pool A	BRA	2-3	25-21,25-22,23-25,19-25,14-16
Pool A	TPE	3-1	25-20,16-25,25-21,25-20

Legend:

% Percent of total team scoring
Han. Handedness
No. Shirt number
S Setter

(c) Team Captain
L Libero
OS Opposite Spiker
WS Wing Spiker

BH Both Handed
LH Left Handed
Pos. Playing position

DSQ Disqualified
MB Middle Blocker
RH Right Handed



Team Competition List 出赛名单

As of THU 03 AUG 2023 at 19:36

Match 15

JPN vs GER

1st Referee: VASILEIADIS Vasileios (GRE) 2nd Referee: PEREIRA FELICIANO Fabricio (BRA)

JPN - Japan

Team colour: Red

No.	Name	Pos.	Han.	Height m /ft in	Highest Reach		Date of Birth	Tournament Totals				
					Spike cm	Block cm		Spike	Block	Serve	Total	%
1	YOKOTA Sayaka C	MB			298.0	280.0	30 SEP 1999	7	0	1	8	7.48
2	NAKAJIMA Sae	OH			296.0	284.0	18 JUN 1999	15	3	0	18	16.82
3	TAKAMA Kurumi	OH			299.0	276.0	24 AUG 1999	3	0	0	3	2.80
4	GROMOS Angelina Yuki	MB			313.0	307.0	10 DEC 1999	0	0	1	1	0.93
5	YAMANAKA Hiroyo	MB			314.0	270.0	11 NOV 1999	9	0	2	11	10.28
8	KOSA Furi	S			273.0	260.0	4 SEP 2000	0	0	0	0	0.00
10	KAWABATA Haruna L	L			270.0	265.0	8 FEB 2001	0	0	0	0	0.00
11	NAKAGAWA Tsukasa	S			265.0	260.0	13 AUG 2000	2	0	1	3	2.80
12	SATO Yoshino	OH			301.0	289.0	12 NOV 2001	20	2	2	24	22.43
13	OYAMA Haruka	MB			299.0	286.0	5 MAY 2001	3	1	0	4	3.74
14	MIYABE Ameze	OH			302.0	285.0	12 OCT 2001	21	1	5	27	25.23
15	ISHIKURA Saki	OH			285.0	280.0	16 FEB 2002	5	0	3	8	7.48
Head Coach: FUJII Masahiro					Assistant Coach: SAKASHITA Maiko							

Results in these Games

Phase	Opponent	Sets	Points per Set
Pool D	COL	3-0	25-9,25-9,25-7
Pool D	CZE	3-0	25-17,25-14,25-21

GER - Germany

Team colour: Black

No.	Name	Pos.	Han.	Height m /ft in	Highest Reach		Date of Birth	Tournament Totals				
					Spike cm	Block cm		Spike	Block	Serve	Total	%
1	AGBORTABI Vanessa	OH			310.0	300.0	4 DEC 1998	11	2	1	14	13.33
8	FERNAU Pia	S			310.0	300.0	24 SEP 2002	1	0	0	1	0.95
20	WESKE Emilia Franziska	OP			311.0	300.0	26 MAR 2001	20	4	0	24	22.86
26	HOLZIG Annegret C	OH			310.0	300.0	29 MAY 1997	21	3	4	28	26.67
28	KELLER Luisa Theresa	OH			310.0	300.0	25 AUG 2001	1	1	0	2	1.90
29	LEWELING Pia	OH			310.0	300.0	4 JAN 1998	5	0	0	5	4.76
35	VAN CLEWE Luisa	MB			310.0	300.0	24 FEB 2003	6	2	1	9	8.57
36	SILGE Wiebke Hildegard	MB			310.0	300.0	16 JUL 1996	3	5	1	9	8.57
37	KUHL Alexia Hope	MB			310.0	300.0	11 AUG 2001	1	1	0	2	1.90
40	JATZKO Romy-Aylin Verena	OH			310.0	300.0	26 JAN 2000	7	0	0	7	6.67
43	KOHN Hannah Elisabeth	S			310.0	300.0	18 JUN 2003	1	1	2	4	3.81
46	NESTLER Patricia Michaela L	L			300.0	285.0	17 MAY 2001	0	0	0	0	0.00
Head Coach: NEUBAUER Nicki					Assistant Coach: BITTER Konstantin							

Results in these Games

Phase	Opponent	Sets	Points per Set
Pool B	CHN	1-3	25-11,11-25,15-25,13-25
Pool B	ARG	3-0	25-22,25-22,25-16

Legend:

%	Percent of total team scoring	(c)	Team Captain	BH	Both Handed	DSQ	Disqualified
Han.	Handedness	L	Libero	LH	Left Handed	MB	Middle Blocker
No.	Shirt number	OS	Opposite Spiker	Pos.	Playing position	RH	Right Handed
S	Setter	WS	Wing Spiker				



Team Competition List 出赛名单

As of THU 03 AUG 2023 at 19:48

Match 16

CHN vs CZE

1st Referee: SCHIMPL Igor (SVK)

2nd Referee: BUNYAN Ryan (CAN)

CHN - People's Republic of China

Team colour: Yellow

No.	Name	Pos.	Han.	Height m /ft in	Highest Reach		Date of Birth	Tournament Totals				
					Spike cm	Block cm		Spike	Block	Serve	Total	%
1	ZHANG Shiqi	MB			300.0	295.0	19 MAY 1999	0	0	0	0	0.00
2	MA Wanyue	OH			290.0	285.0	29 SEP 2004	0	0	0	0	0.00
3	XIE Shengyu	S			293.0	288.0	28 MAY 2004	0	0	0	0	0.00
4	XU Jianan L	L			240.0	235.0	2 APR 1998	0	0	0	0	0.00
5	WU Mengjie	OH			300.0	295.0	10 SEP 2002	22	1	2	25	21.37
6	GAO Yi	MB			317.0	312.0	22 JUL 1998	7	8	1	16	13.68
7	ZHONG Hui	OH			295.0	290.0	8 DEC 1997	5	0	1	6	5.13
8	XU Xiaoting	S			290.0	285.0	21 JAN 1998	1	2	1	4	3.42
9	ZHUANG Yushan C	OH			295.0	290.0	28 APR 2003	18	1	0	19	16.24
10	WANG Wenhan	MB			295.0	290.0	28 JUN 2002	12	1	1	14	11.97
11	ZHOU Yetong	OP			307.0	302.0	4 MAY 2002	16	1	0	17	14.53
12	MIAO Yiwen	OP			297.0	292.0	26 JUL 2000	14	2	0	16	13.68
Head Coach: ZHAO Yong					Assistant Coach: XIE Jiyang							

Results in
these Games

Phase	Opponent	Sets	Points per Set
Pool B	GER	3-1	11-25,25-11,25-15,25-13
Pool B	ARG	3-0	25-22,25-21,26-24

CZE - Czech Republic

Team colour: Red

No.	Name	Pos.	Han.	Height m /ft in	Highest Reach		Date of Birth	Tournament Totals				
					Spike cm	Block cm		Spike	Block	Serve	Total	%
2	VIRTOVA Veronika	OP			286.0	280.0	3 SEP 2002	1	0	1	2	2.22
4	CHALOUPKOVA Barbora	S			283.0	278.0	4 JUL 2003	0	0	0	0	0.00
6	SMIDOVA Nicole	S			292.0	285.0	20 MAR 1999	1	0	0	1	1.11
8	KUNIKOVA Katerina	OP			287.0	282.0	11 JUN 2001	23	0	2	25	27.78
9	SVOBODOVA Eva C	OP			295.0	287.0	6 MAY 1997	16	3	2	21	23.33
10	BENEDIKTOVA Adela	MB			291.0	287.0	27 JUN 2000	0	0	0	0	0.00
11	GRABOVSKA Kveta	S			310.0	285.0	29 MAY 2002	0	0	1	1	1.11
12	DLOUHA Michaela	MB			302.0	295.0	7 NOV 2003	7	8	2	17	18.89
14	KOLAROVA Lucie L	L			279.0	270.0	2 SEP 2000	0	0	0	0	0.00
15	KNEIFLOVA Ema	MB			305.0	293.0	22 JUN 2002	7	5	0	12	13.33
19	WEIDENTHALEROVA Aneta	OP			288.0	283.0	22 JAN 1999	0	0	0	0	0.00
27	KALHOUSOVA Lucie	OH			303.0	291.0	14 MAY 1996	10	1	0	11	12.22
Head Coach: MAREK Ondrej					Assistant Coach: KRPAC Radek							

Results in
these Games

Phase	Opponent	Sets	Points per Set
Pool D	COL	3-0	25-19,25-20,25-22
Pool D	JPN	0-3	17-25,14-25,21-25

Legend:

% Percent of total team scoring
Han. Handedness
No. Shirt number
S Setter

(c) Team Captain
L Libero
OS Opposite Spiker
WS Wing Spiker

BH Both Handed
LH Left Handed
Pos. Playing position

DSQ Disqualified
MB Middle Blocker
RH Right Handed



Team Competition List 出赛名单

As of THU 03 AUG 2023 at 19:28

Match 17

TPE vs IND

1st Referee: MBOUMTEKE Essomey Andre (CMR)

2nd Referee: ZULFUGAROV Eldar (AZE)

TPE - Chinese Taipei

Team colour: Blue

No.	Name	Pos.	Han.	Height m /ft in	Highest Reach		Date of Birth	Tournament Totals				
					Spike cm	Block cm		Spike	Block	Serve	Total	%
5	WU Fang-Yu	OH			295.0	280.0	9 JAN 2000	32	0	0	32	25.81
6	CHIU Ya-Hui	MB			300.0	286.0	4 APR 1998	12	1	1	14	11.29
7	LIN Shu-Ho	OH			298.0	285.0	6 FEB 1999	30	2	0	32	25.81
8	CHEN Jia-Man	S			294.0	284.0	27 JUL 1999	0	0	0	0	0.00
9	KAN Ko-Hui	MB			282.0	280.0	3 SEP 2002	12	2	0	14	11.29
10	HSU Wan-Yun	OH			280.0	270.0	10 MAY 2003	9	0	0	9	7.26
12	LIAO Yi-Jen C	S			275.0	275.0	8 JUN 1997	2	0	0	2	1.61
13	HUANG Man-Ya	OP			293.0	300.0	10 OCT 1999	17	3	0	20	16.13
14	CHEN Li-Jun	OP			289.0	276.0	7 MAR 2003	0	0	0	0	0.00
15	LIN Chi-Jung L	L			240.0	235.0	5 OCT 2000	0	0	0	0	0.00
17	LIU Shuang-Ling	OH			299.0	293.0	4 APR 2000	0	0	0	0	0.00
20	LIAO Chia-An	MB			280.0	280.0	15 APR 2004	1	0	0	1	0.81
Head Coach: CHEN Yu-An				Assistant Coach: HUANG Wei-Hsiang								

Results in
these Games

Phase	Opponent	Sets	Points per Set
Pool A	POL	1-3	20-25, 25-16, 21-25, 20-25
Pool A	BRA	0-3	23-25, 20-25, 20-25

IND - India

Team colour: White

No.	Name	Pos.	Han.	Height m /ft in	Highest Reach		Date of Birth	Tournament Totals				
					Spike cm	Block cm		Spike	Block	Serve	Total	%
1	KUMARI Sumedha L	L			255.0	245.0	7 JUN 1999	0	0	0	0	0.00
2	Mamali NAG	S			282.0	275.0	7 OCT 2003	0	0	0	0	0.00
3	ShibaniNI PRIYADARSHINI	OH			280.0	273.0	10 APR 2001	0	0	0	0	0.00
4	Veena KUMARAN	OH			285.0	277.0	18 NOV 1999	14	1	1	16	31.37
5	Arya KURIYEDATH	OP			297.0	282.0	30 JAN 2002	1	0	0	1	1.96
6	Roli PATHAK	OP			295.0	285.0	20 JUN 2002	7	1	0	8	15.69
7	SHUKLA Purna Dipakbhai C	MB			300.0	290.0	9 AUG 2002	7	0	0	7	13.73
8	Bothini RAJANGAM	OH			280.0	274.0	28 MAY 1999	10	1	0	11	21.57
9	Athira ROY	S			278.0	270.0	15 MAY 1997	0	0	0	0	0.00
10	Neha	OH			281.0	274.0	18 MAR 2001	4	0	0	4	7.84
12	PULLARI Ananya Sree	MB			299.0	288.0	8 OCT 2002	0	1	0	1	1.96
17	KOZHOTHTHAZHAM SHANOJ Sruthi Lakshmi	MB			298.0	286.0	8 MAR 2000	3	0	0	3	5.88
Head Coach: VISWAMBHARAN Anilkumar				Assistant Coach: SINGH Jagdeep								

Results in
these Games

Phase	Opponent	Sets	Points per Set
Pool C	HKG	0-3	13-25, 12-25, 17-25
Pool C	ITA	0-3	12-25, 7-25, 10-25

Legend:

% Percent of total team scoring
Han. Handedness
No. Shirt number
S Setter

(c) Team Captain
L Libero
OS Opposite Spiker
WS Wing Spiker

BH Both Handed
LH Left Handed
Pos. Playing position

DSQ Disqualified
MB Middle Blocker
RH Right Handed



Team Competition List 出赛名单

As of THU 03 AUG 2023 at 19:34

Match 18

ARG vs COL

1st Referee: GOVENDER Dhevan (RSA) 2nd Referee: VALENTAR Bernard (SLO)

ARG - Argentina

Team colour: Light Blue

No.	Name	Pos.	Han.	Height m /ft in	Highest Reach		Date of Birth	Tournament Totals				
					Spike cm	Block cm		Spike	Block	Serve	Total	%
2	ALMEYDA Berenice	MB			283.0	255.0	7 MAY 2001	0	1	1	2	2.25
3	BRANDAN Rocio Belen	S			275.0	240.0	7 SEP 1999	0	0	0	0	0.00
5	POLANIS Carolina Rocio	MB			300.0	250.0	20 DEC 1998	11	3	3	17	19.10
6	NIEVA Gisela Vanina	OP			300.0	260.0	17 AUG 1998	5	0	0	5	5.62
7	BENITEZ Azul	S			275.0	250.0	5 FEB 1998	0	0	1	1	1.12
8	PICCOLO Sol Ayelen	OP			310.0	265.0	11 SEP 1996	15	1	0	16	17.98
9	REINOSO Rosa Elena	OH			285.0	255.0	26 MAR 1996	6	0	0	6	6.74
12	HOLZMAISTERS Julieta	MB			290.0	265.0	9 JAN 2002	5	2	0	7	7.87
14	NIELSON RAMELLA Daniela Veronica C	OH			295.0	255.0	19 FEB 1998	13	0	0	13	14.61
15	TORINO Sabrina Yael L	L			260.0	230.0	23 MAY 1997	0	0	0	0	0.00
17	CORBALAN Maria de la Paz	OP			280.0	250.0	7 NOV 1998	16	0	2	18	20.22
19	GIRAUDO ESCURRA Camila	OH			280.0	255.0	3 APR 2002	3	0	1	4	4.49
Head Coach: Maria Laura VINCENTE					Assistant Coach: Maria Eugenia REQUI							

Results in these Games

Phase	Opponent	Sets	Points per Set
Pool B	CHN	0-3	22-25,21-25,24-26
Pool B	GER	0-3	22-25,22-25,16-25

COL - Colombia

Team colour: Yellow

No.	Name	Pos.	Han.	Height m /ft in	Highest Reach		Date of Birth	Tournament Totals				
					Spike cm	Block cm		Spike	Block	Serve	Total	%
2	CAMILA Alvarez Diez	MB			269	257	2 FEB 2000	0	0	2	2	4.00
3	DANIELA Valencia Santamaria C	S			280	264	12 MAY 1997	0	0	0	0	0.00
4	ANA MARIA Zapata Londono	S			270	261	20 SEP 2000	0	0	0	0	0.00
6	MARIA ISABEL Villa Castillo	MB			279	269	15 DEC 1999	3	0	1	4	8.00
8	ISABEL CRISTINA Hernandez Ardila	OP			276	258	22 AUG 2000	0	0	1	1	2.00
9	ELIZABETH Ramirez Vanegas L	L			282	269	28 MAR 2001	0	0	0	0	0.00
10	CATALINA Londono Castaneda	OH			279	263	2 JAN 1999	6	1	0	7	14.00
14	MARIANA Vasco Lopez	OH			284	270	3 MAR 2002	16	0	1	17	34.00
15	SOFIA Cuartas Pineres	OP			289	290	2 FEB 2004	16	1	2	19	38.00
16	SOFIA Restrepo Zapata	S			259	250	3 MAY 2001	0	0	0	0	0.00
Head Coach: HERNANDEZ ATEHORTUA Juan Camilo					Assistant Coach:							

Results in these Games

Phase	Opponent	Sets	Points per Set
Pool D	CZE	0-3	19-25,20-25,22-25
Pool D	JPN	0-3	9-25,9-25,7-25

Legend:

%	Percent of total team scoring	(c)	Team Captain	BH	Both Handed	DSQ	Disqualified
Han.	Handedness	L	Libero	LH	Left Handed	MB	Middle Blocker
No.	Shirt number	OS	Opposite Spiker	Pos.	Playing position	RH	Right Handed
S	Setter	WS	Wing Spiker				



Team Competition List 出赛名单

As of FRI 04 AUG 2023 at 14:34

Match 25

POL vs UKR

1st Referee: ROGIC Dejan (SRB)

2nd Referee: GOU Ming (CHN)

POL - Poland

Team colour: White

No.	Name	Pos.	Han.	Height m /ft in	Highest Reach		Date of Birth	Tournament Totals				
					Spike cm	Block cm		Spike	Block	Serve	Total	%
2	CZYZOWSKI Jakub	OH			345.0	318.0	14 DEC 2001	2	0	0	2	1.10
4	KOZUB Lukasz Krzysztof C	S			320.0	305.0	3 NOV 1997	2	4	3	9	4.97
9	SASAK Kewin Michal	OP			355.0	331.0	20 FEB 1997	7	1	3	11	6.08
10	GIERZOT Michal	OH			350.0	328.0	4 OCT 2001	36	1	9	46	25.41
11	KOGUT Damian Patryk	OH			343.0	320.0	3 JAN 1997	22	1	3	26	14.36
13	MAGNUSZEWSKI Mariusz	S			330.0	310.0	14 SEP 1997	0	0	0	0	0.00
14	ABRAMOWICZ Jakub	MB			350.0	330.0	10 APR 1998	3	1	0	4	2.21
16	WOCH Dawid Tomasz	MB			350.0	330.0	16 MAY 1997	13	4	2	19	10.50
17	KRYSIK Maciej	OH			355.0	325.0	7 JAN 1999	4	1	2	7	3.87
19	DULSKI Dawid	OP			352.0	333.0	1 NOV 2002	21	4	3	28	15.47
20	SZYMURA Kamil Tadeusz L	L			320.0	295.0	24 JAN 1999	0	0	0	0	0.00
72	POREBA Mateusz Andrzej	MB			350.0	335.0	24 AUG 1999	22	7	0	29	16.02
Head Coach: LUKS Dariusz Jacek					Assistant Coach: MIERZEJEWSKI Marcin Mariusz							

Results in
these Games

Phase	Opponent	Sets	Points per Set
Pool A	POR	3-0	25-12,25-15,25-20
Pool A	HKG	3-0	25-11,25-19,25-14
Pool A	KOR	3-0	25-17,25-15,25-21

UKR - Ukraine

Team colour: Yellow

No.	Name	Pos.	Han.	Height m /ft in	Highest Reach		Date of Birth	Tournament Totals				
					Spike cm	Block cm		Spike	Block	Serve	Total	%
1	OSTAPENKO Volodymyr	MB			340.0	320.0	28 JUL 1998	9	3	0	12	7.69
3	RIABOV Serhii	S			300.0	315.0	3 JUN 1999	1	0	0	1	0.64
7	YANCHUK Dmytro C	S			330.0	310.0	19 MAY 1999	31	3	3	37	23.72
8	STEBLETSKYI Andrii	S			340.0	320.0	29 NOV 2000	8	2	4	14	8.97
9	KRYVOBOK Ivan	MB			330.0	310.0	27 MAY 1999	13	0	1	14	8.97
11	STEPOVYI Yevhenii	OP			320.0	300.0	15 APR 2002	7	1	1	9	5.77
13	KLEPKO Heorhii	S			340.0	320.0	12 FEB 1997	10	5	2	17	10.90
21	PAMPUSHKO Yaroslav L	L			280.0	260.0	11 NOV 2001	0	0	0	0	0.00
23	VELETSKYI Denys	S			345.0	330.0	15 JAN 2000	6	1	0	7	4.49
25	MAZENKO Bohdan	MB			340.0	325.0	18 MAY 1996	1	0	0	1	0.64
30	MISHCHENKO Serhii	S			325.0	305.0	30 NOV 2000	14	1	1	16	10.26
42	URYVKIN Danylo	OP			340.0	320.0	27 MAY 2001	23	2	3	28	17.95
Head Coach: KOVALENKO Sergiy					Assistant Coach: TSYLIURA Oleksandr							

Results in
these Games

Phase	Opponent	Sets	Points per Set
Pool C	AZE	3-0	25-21,25-20,25-21
Pool C	CHN	0-3	20-25,18-25,9-25
Pool C	JPN	3-1	25-23,20-25,25-20,25-20

Legend:

% Percent of total team scoring
Han. Handedness
No. Shirt number
S Setter

(c) Team Captain
L Libero
OS Opposite Spiker
WS Wing Spiker

BH Both Handed
LH Left Handed
Pos. Playing position

DSQ Disqualified
MB Middle Blocker
RH Right Handed



Team Competition List 出赛名单

As of FRI 04 AUG 2023 at 14:31

Match 26

POR vs CHN

1st Referee: KUROKI JUNIOR George Hideyuki (BRA)

2nd Referee: SCHIMPL Igor (SVK)

POR - Portugal

Team colour: Red

No.	Name	Pos.	Han.	Height m /ft in	Highest Reach		Date of Birth	Tournament Totals				
					Spike cm	Block cm		Spike	Block	Serve	Total	%
2	FERNANDES SAMPAIO Marco Joao	OH			330.0	320.0	27 MAR 2001	0	0	0	0	0.00
5	NOGUEIRA GOMES Goncalo	OH			305.0	295.0	28 MAR 2003	0	0	0	0	0.00
7	TEIXEIRA BELO MARQUES Nuno Filipe	OH			0.0	0.0	6 JUN 2003	62	2	3	67	42.95
8	PEIXOTO FIGUEIREDO Manuel	OP			0.0	0.0	10 SEP 2003	21	5	0	26	16.67
9	CAMPOS AZENHA Miguel L	L			300.0	299.0	24 JUL 2004	0	0	0	0	0.00
10	DA CRUZ BRITO Eduardo Antonio	MB			0.0	0.0	10 MAY 2003	9	6	0	15	9.62
12	BRAGA MONTEIRO Paulo Daniel	OH			330.0	320.0	13 APR 2003	6	1	0	7	4.49
14	ALMEIDA CAVALCANTI Gustavo	OH			345.0	327.0	3 FEB 2001	12	3	0	15	9.62
15	NOGUEIRA NEVES PEREIRA POMBEIRO F.. C	S			350.0	315.0	14 JUN 1996	2	0	2	4	2.56
17	CONCEICAO DIAS Bruno	S			305.0	280.0	25 JUL 2003	4	2	3	9	5.77
18	FONSECA NEVES OLIVEIRA Bernardo	MB			330.0	300.0	13 DEC 2002	9	4	0	13	8.33
Head Coach: TEIXEIRA DA SILVA Hugo Armando					Assistant Coach: DA CUNHA ANTUNES Leandro Vitor							

Results in these Games

Phase	Opponent	Sets	Points per Set
Pool A	POL	0-3	12-25,15-25,20-25
Pool A	KOR	3-1	19-25,25-22,25-22,27-25
Pool A	HKG	3-0	25-22,29-27,25-19

CHN - People's Republic of China

Team colour: White

No.	Name	Pos.	Han.	Height m /ft in	Highest Reach		Date of Birth	Tournament Totals				
					Spike cm	Block cm		Spike	Block	Serve	Total	%
1	CHEN Leiyang	S			345.0	340.0	25 JAN 1999	0	0	0	0	0.00
2	WANG Hebin	S			339.0	334.0	27 JUN 1999	7	4	0	11	7.38
3	ZHANG Jingyin C	OH			361.0	356.0	20 DEC 1999	17	1	0	18	12.08
4	YU Yuntai	OH			346.0	341.0	3 DEC 1997	3	0	3	6	4.03
5	WANG Bin	OH			343.0	338.0	23 JUN 2001	16	1	0	17	11.41
6	DENG Xinpeng	OH			355.0	350.0	10 APR 2001	9	1	2	12	8.05
7	PENG Shikun	MB			359.0	354.0	26 AUG 2000	16	9	1	26	17.45
8	LI Yongzhen	MB			358.0	353.0	7 AUG 1998	4	0	0	4	2.68
9	WANG Dongchen	MB			351.0	346.0	1 JUN 2000	15	7	2	24	16.11
10	ZHANG Guanhua	OP			344.0	339.0	10 JUL 1997	19	2	4	25	16.78
11	YANG Yiming L	L			330.0	325.0	29 SEP 1999	0	0	0	0	0.00
12	HU Zhenzhuo	OP			340.0	335.0	25 JUN 2002	6	0	0	6	4.03
Head Coach: WU Sheng					Assistant Coach: SHEN Andong							

Results in these Games

Phase	Opponent	Sets	Points per Set
Pool C	JPN	3-0	35-33,25-19,25-23
Pool C	UKR	3-0	25-20,25-18,25-9
Pool C	AZE	3-0	25-17,25-20,25-19

Legend:

% Percent of total team scoring
Han. Handedness
No. Shirt number
S Setter

(c) Team Captain
L Libero
OS Opposite Spiker
WS Wing Spiker

BH Both Handed
LH Left Handed
Pos. Playing position

DSQ Disqualified
MB Middle Blocker
RH Right Handed



Team Competition List 出赛名单

As of FRI 04 AUG 2023 at 17:05

Match 27

ITA vs ARG

1st Referee: SZYDLOWSKI Robert Karol (AUS) 2nd Referee: SOKOL Katarzyna (POL)

ITA - Italy

Team colour: White

No.	Name	Pos.	Han.	Height m /ft in	Highest Reach		Date of Birth	Tournament Totals				
					Spike cm	Block cm		Spike	Block	Serve	Total	%
2	PORRO Paolo	S			300.0	280.0	27 OCT 2001	5	2	2	9	4.86
3	HELD Tim	OH			348.0	335.0	17 APR 1998	0	0	0	0	0.00
6	POL Alberto	OH			350.0	340.0	4 MAR 2001	0	0	0	0	0.00
9	RECINE Francesco C	OH			348.0	335.0	7 FEB 1999	31	2	7	40	21.62
11	GARDINI Davide	OH			348.0	335.0	11 FEB 1999	9	0	0	9	4.86
13	CORTESIA Lorenzo	MB			340.0	320.0	26 JUL 1999	18	7	5	30	16.22
16	SALSI Nicola	OP			350.0	340.0	13 SEP 1997	0	0	0	0	0.00
24	CATANIA Damiano L	L			300.0	280.0	28 MAR 2001	0	0	0	0	0.00
25	VITELLI Marco	MB			340.0	320.0	4 APR 1996	6	6	0	12	6.49
27	CANESCHI Edoardo	MB			340.0	320.0	26 JAN 1997	7	3	0	10	5.41
29	MAGALINI Giulio	OH			348.0	335.0	14 AUG 2001	26	3	1	30	16.22
31	SALA Lorenzo	OP			349.0	335.0	15 SEP 2002	36	1	8	45	24.32
Head Coach: LEONI Luca					Assistant Coach: CARPENTIERI Emanuele							

Results in these Games

Phase	Opponent	Sets	Points per Set
Pool D	TPE	3-0	25-15,25-13,25-16
Pool D	GER	2-3	20-25,25-20,25-23,21-25,13-15
Pool D	BRA	3-0	25-23,25-13,25-15

ARG - Argentina

Team colour: Dark Blue

No.	Name	Pos.	Han.	Height m /ft in	Highest Reach		Date of Birth	Tournament Totals				
					Spike cm	Block cm		Spike	Block	Serve	Total	%
2	CONDE BARRIOS Lucas	OH			326.0	295.0	6 OCT 2004	20	0	3	23	12.99
5	PONZIO Jonas Andres	OP			330.0	300.0	25 APR 2000	0	1	1	2	1.13
6	GOMEZ German Alfredo	OH			333.0	310.0	19 APR 2003	25	2	1	28	15.82
7	ROJAS Nahuel Agustin	OH			325.0	308.0	28 NOV 2003	3	2	4	9	5.08
8	SCARPA Tobias L	L			322.0	290.0	20 OCT 2001	0	0	0	0	0.00
9	DIAZ BOLLI Santiago Martin	S			320.0	290.0	24 APR 1998	0	0	0	0	0.00
12	BALAGUE Manuel C	OP			330.0	303.0	12 AUG 1998	39	6	10	55	31.07
13	GALLARDO Agustin Nicolas	MB			338.0	305.0	1 MAR 2001	6	0	3	9	5.08
14	SALAZAR TOMBION Imanol	MB			340.0	318.0	12 DEC 2003	13	5	0	18	10.17
20	SORIA Sergio Daniel	MB			338.0	305.0	20 APR 1997	13	4	0	17	9.60
21	NOVAS RUIZ Ignacio	OH			331.0	292.0	7 DEC 1998	0	0	0	0	0.00
77	GIRAUDO ESCURRA Matias	S			342.0	302.0	13 MAR 1998	4	10	2	16	9.04
Head Coach: DARRAIDOU Santiago Pedro					Assistant Coach: PEREIRA Pablo							

Results in these Games

Phase	Opponent	Sets	Points per Set
Pool B	IND	3-0	25-19,27-25,25-19
Pool B	CZE	3-0	25-16,25-18,25-18
Pool B	IRI	3-0	25-19,44-42,25-19

Legend:

%	Percent of total team scoring	(c)	Team Captain	BH	Both Handed	DSQ	Disqualified
Han.	Handedness	L	Libero	LH	Left Handed	MB	Middle Blocker
No.	Shirt number	OS	Opposite Spiker	Pos.	Playing position	RH	Right Handed
S	Setter	WS	Wing Spiker				



Team Competition List 出赛名单

As of FRI 04 AUG 2023 at 17:11

Match 28

KOR vs AZE

1st Referee: WANG Yeh (TPE)

2nd Referee: KOVALCHUK Andrii (UKR)

KOR - Republic of Korea

Team colour: Black

No.	Name	Pos.	Han.	Height m /ft in	Highest Reach		Date of Birth	Tournament Totals				
					Spike cm	Block cm		Spike	Block	Serve	Total	%
1	PARK Seungsu	OH			330.0	320.0	30 JAN 2002	1	0	0	1	0.67
3	LEE Hyeonseung	S			295.0	290.0	2 JAN 2001	0	0	1	1	0.67
5	SONG Mingun L	L			270.0	260.0	6 JAN 2000	0	0	0	0	0.00
6	KIM Sunho C	OH			310.0	300.0	18 JAN 1999	9	2	0	11	7.38
7	PARK Taeseong	S			325.0	305.0	9 APR 2001	1	1	0	2	1.34
10	LEE Yunsoo	OP			320.0	310.0	15 SEP 2003	4	1	2	7	4.70
12	LEE Junyeong	MB			325.0	320.0	4 JUL 2003	10	2	1	13	8.72
13	JEONG Taejun	MB			320.0	310.0	14 MAR 2000	4	6	2	12	8.05
15	LEE Yulri	MB			320.0	310.0	14 SEP 2000	1	0	0	1	0.67
16	JEONG Hanyong	OH			330.0	320.0	31 JUL 2001	37	5	4	46	30.87
18	HONG Dongseon	OH			320.0	310.0	16 MAY 2001	24	1	2	27	18.12
20	SHIN Hojin	OP			310.0	300.0	26 FEB 2001	27	0	1	28	18.79
Head Coach: YANG Jin Woong					Assistant Coach: SONG Byungil							

Results in these Games

Phase	Opponent	Sets	Points per Set
Pool A	HKG	3-0	25-13,25-19,25-12
Pool A	POR	1-3	25-19,22-25,22-25,25-27
Pool A	POL	0-3	17-25,15-25,21-25

AZE - Azerbaijan

Team colour: GREEN

No.	Name	Pos.	Han.	Height m /ft in	Highest Reach		Date of Birth	Tournament Totals				
					Spike cm	Block cm		Spike	Block	Serve	Total	%
2	AZIMOV Javid	OP			290.0	275.0	12 APR 1999	9	0	3	12	11.43
4	AGHAZADA Agil C	OP			340.0	320.0	19 APR 1998	9	1	0	10	9.52
5	ALIYEV Ruslan	OH			350.0	340.0	28 FEB 2001	12	0	2	14	13.33
6	ALIYEV Rashad	OH			170.0	210.0	1 APR 2004	0	0	0	0	0.00
7	GURSKII Roman	S			295.0	285.0	21 JUL 2001	4	2	3	9	8.57
8	NIKULENKO Yegor	MB			332.0	315.0	22 MAR 2001	13	3	1	17	16.19
10	BUNYATOV Yusif	OP			345.0	330.0	3 AUG 2004	18	1	0	19	18.10
11	AGHABAYOV Ramazan	MB			355.0	340.0	31 AUG 2000	9	0	0	9	8.57
12	JENKEL Ferhat L	L			295.0	280.0	18 DEC 2003	0	0	0	0	0.00
13	RUSTAMOV Ali	MB			355.0	340.0	25 JUN 2003	1	0	0	1	0.95
14	DUNYAMALIYEV Sanan	OH			310.0	295.0	2 NOV 1998	9	0	0	9	8.57
23	DARYAYEV Farda	MB			360.0	345.0	14 JAN 2002	4	0	1	5	4.76
Head Coach: JALALOV Farid					Assistant Coach: GAHRAMANOV Dilgam							

Results in these Games

Phase	Opponent	Sets	Points per Set
Pool C	UKR	0-3	21-25,20-25,21-25
Pool C	JPN	0-3	17-25,14-25,18-25
Pool C	CHN	0-3	17-25,20-25,19-25

Legend:

%	Percent of total team scoring	(c)	Team Captain	BH	Both Handed	DSQ	Disqualified
Han.	Handedness	L	Libero	LH	Left Handed	MB	Middle Blocker
No.	Shirt number	OS	Opposite Spiker	Pos.	Playing position	RH	Right Handed
S	Setter	WS	Wing Spiker				



Team Competition List
出赛名单

As of FRI 04 AUG 2023 at 16:49

Match 29

BRA vs IND

1st Referee: PARK Jung (USA)

2nd Referee: MBOUMTEKE Essomey Andre (CMR)

BRA - Brazil

Team colour: Yellow

No.	Name	Pos.	Han.	Height m /ft in	Highest Reach		Date of Birth	Tournament Totals				
					Spike cm	Block cm		Spike	Block	Serve	Total	%
4	GONCALVES Antony Gabriel	OH			351.0	334.0	30 MAR 1997	11	0	0	11	9.57
5	OLIVEIRA Jorge Romario	OP			345.0	330.0	19 APR 2001	9	1	0	10	8.70
6	FERREIRA SILVA Pedro Henrique	OH			350.0	334.0	17 FEB 1996	14	1	6	21	18.26
7	DOS SANTOS Wallace L	L			330.0	310.0	30 JUN 1999	0	0	0	0	0.00
8	DE MATTOS Joao Guilherme	S			325.0	303.0	25 OCT 2002	0	0	0	0	0.00
9	KRAUCHUK ESQUIVEL RODRIGUES Matheus	OP			355.0	340.0	4 NOV 1997	29	8	0	37	32.17
10	FACCIN Giovanni	MB			343.0	330.0	23 NOV 2002	3	0	0	3	2.61
11	FIGUEIREDO DOS SANTOS David	MB			358.0	340.0	18 JUL 1998	9	3	1	13	11.30
12	ADAMI Henrique	S			340.0	320.0	15 DEC 1997	2	1	1	4	3.48
16	LERSCH DA SILVEIRA Vinicius C	OH			340.0	320.0	16 JUL 1997	6	1	0	7	6.09
18	GUEDES Henrique Vinicius	MB			355.0	344.0	9 FEB 2002	8	1	0	9	7.83
Head Coach: ELIAS PONTES Evandro					Assistant Coach: NEVES GRILLO Alexandro							

Results in
these Games

Phase	Opponent	Sets	Points per Set
Pool D	GER	0-3	30-32,20-25,20-25
Pool D	TPE	0-3	23-25,20-25,29-31
Pool D	ITA	0-3	23-25,13-25,15-25

IND - India

Team colour: Blue/Blue

No.	Name	Pos.	Han.	Height m /ft in	Highest Reach		Date of Birth	Tournament Totals				
					Spike cm	Block cm		Spike	Block	Serve	Total	%
1	KUMAR Aman	OH			352.0	328.0	10 JAN 2004	25	1	5	31	20.81
2	NANDISH Dushyanth	MB			350.0	328.0	18 MAY 2001	3	6	0	9	6.04
3	PANDIYARAJ Aswath	S			340.0	317.0	27 MAR 2003	0	0	0	0	0.00
4	CHOUDHARY Tanish L	L			353.0	329.0	21 NOV 2004	0	0	0	0	0.00
5	JASKARAN SINGH	OP			340.0	326.0	11 SEP 1999	0	0	0	0	0.00
7	CHAUDHARY Sameer	S			345.0	318.0	29 JUL 2003	11	4	3	18	12.08
8	SAWAN	OH			350.0	326.0	27 OCT 1996	0	0	0	0	0.00
10	GIRI Harshit	OP			341.0	325.0	2 SEP 2003	28	1	1	30	20.13
11	SINGH Dushyant C	MB			349.0	327.0	3 DEC 2003	15	1	0	16	10.74
12	BANJARA Surya Prakash L	L			298.0	278.0	11 JAN 2003	1	0	0	1	0.67
13	SAHAYA ANTHONI RAJ Santhosh	OH			350.0	322.0	27 OCT 2000	34	1	2	37	24.83
14	JASJODH Singh	MB			351.0	330.0	22 AUG 2002	4	2	1	7	4.70
Head Coach: DAKSHINAMOORTHY Sundarasan					Assistant Coach: RAJESH Kumar							

Results in
these Games

Phase	Opponent	Sets	Points per Set
Pool B	ARG	0-3	19-25,25-27,19-25
Pool B	IRI	0-3	19-25,16-25,18-25
Pool B	CZE	3-1	25-17,18-25,25-15,25-17

Legend:

%	Percent of total team scoring	(c)	Team Captain	BH	Both Handed	DSQ	Disqualified
Han.	Handedness	L	Libero	LH	Left Handed	MB	Middle Blocker
No.	Shirt number	OS	Opposite Spiker	Pos.	Playing position	RH	Right Handed
S	Setter	WS	Wing Spiker				



Team Competition List 出赛名单

As of FRI 04 AUG 2023 at 17:05

Match 19

BRA vs JPN

1st Referee: LEUNG Yin Yan (HKG)

2nd Referee: VILLARREAL Andres (ARG)

BRA - Brazil

Team colour: Blue

No.	Name	Pos.	Han.	Height m /ft in	Highest Reach		Date of Birth	Tournament Totals				
					Spike cm	Block cm		Spike	Block	Serve	Total	%
1	Bruna GONZAGA DE CARVALHO	OH			291.0	285.0	14 APR 2001	1	0	0	1	0.52
4	Jussara Maria TIAGO DA SILVA	MB			300.0	295.0	14 JUN 1996	26	7	2	35	18.23
5	Natalia PEREIRA DANIELSKI	OH			292.0	280.0	5 DEC 1999	6	1	0	7	3.65
6	Sabrina DE JESUS MACHADO	OH			305.0	288.0	9 APR 1996	40	4	5	49	25.52
7	Lais CRUZ DE LIMA L	L			260.0	240.0	17 SEP 1997	0	0	0	0	0.00
8	Lenara BARROS BAIJO	MB			297.0	289.0	31 JUL 2001	2	1	0	3	1.56
9	Lyara BATISTA MEDEIROS C	S			295.0	285.0	19 SEP 1996	1	3	1	5	2.60
10	Sabrina LEANDRO GROTH	OH			297.0	285.0	7 JUN 2000	18	2	5	25	13.02
11	Maria Eduarda LIMA DE OLIVEIRA	OH			300.0	290.0	13 MAY 1999	7	0	0	7	3.65
13	Camila MESQUITA DOS SANTOS	OP			296.0	284.0	27 FEB 2000	37	1	1	39	20.31
14	Mikaella DA SILVA COSTA	S			290.0	280.0	14 JUN 1997	0	0	0	0	0.00
19	Leticya FRANCO DE SOUZA PAULO	MB			298.0	290.0	26 APR 1998	11	8	2	21	10.94
Head Coach: GOMES Fernando					Assistant Coach: VIEIRA LUIZ							

Results in
these Games

Phase	Opponent	Sets	Points per Set
Pool A	POL	3-2	21-25,22-25,25-23,25-19,16-14
Pool A	TPE	3-0	25-23,25-20,25-20
1-8QF	HKG	3-0	25-14,25-20,25-16

JPN - Japan

Team colour: White

No.	Name	Pos.	Han.	Height m /ft in	Highest Reach		Date of Birth	Tournament Totals				
					Spike cm	Block cm		Spike	Block	Serve	Total	%
1	YOKOTA Sayaka C	MB			298.0	280.0	30 SEP 1999	14	2	1	17	9.94
2	NAKAJIMA Sae	OH			296.0	284.0	18 JUN 1999	27	3	0	30	17.54
3	TAKAMA Kurumi	OH			299.0	276.0	24 AUG 1999	5	0	0	5	2.92
4	GROMOS Angelina Yuki	MB			313.0	307.0	10 DEC 1999	0	0	1	1	0.58
5	YAMANAKA Hiroyo	MB			314.0	270.0	11 NOV 1999	9	0	2	11	6.43
8	KOSA Furi	S			273.0	260.0	4 SEP 2000	0	0	0	0	0.00
10	KAWABATA Haruna L	L			270.0	265.0	8 FEB 2001	0	0	0	0	0.00
11	NAKAGAWA Tsukasa	S			265.0	260.0	13 AUG 2000	2	0	1	3	1.75
12	SATO Yoshino	OH			301.0	289.0	12 NOV 2001	35	2	4	41	23.98
13	OYAMA Haruka	MB			299.0	286.0	5 MAY 2001	10	1	3	14	8.19
14	MIYABE Ameze	OH			302.0	285.0	12 OCT 2001	32	4	5	41	23.98
15	ISHIKURA Saki	OH			285.0	280.0	16 FEB 2002	5	0	3	8	4.68
Head Coach: FUJII Masahiro					Assistant Coach: SAKASHITA Maiko							

Results in
these Games

Phase	Opponent	Sets	Points per Set
Pool D	COL	3-0	25-9,25-9,25-7
Pool D	CZE	3-0	25-17,25-14,25-21
1-8QF	GER	3-0	25-21,25-16,25-13

Legend:

% Percent of total team scoring
Han. Handedness
No. Shirt number
S Setter

(c) Team Captain
L Libero
OS Opposite Spiker
WS Wing Spiker

BH Both Handed
LH Left Handed
Pos. Playing position

DSQ Disqualified
MB Middle Blocker
RH Right Handed



Team Competition List 出赛名单

As of FRI 04 AUG 2023 at 16:29

Match 20

HKG vs GER

1st Referee: CHUNG Ching Ju (TPE) 2nd Referee: VALENTAR Bernard (SLO)

HKG - Hong Kong, China

Team colour: Red

No.	Name	Pos.	Han.	Height m /ft in	Highest Reach		Date of Birth	Tournament Totals				
					Spike cm	Block cm		Spike	Block	Serve	Total	%
2	CHAN Ming Wai	OH			277.0	270.0	26 MAR 1998	12	2	3	17	14.41
4	NG Wing Laam	OP			280.0	275.0	25 MAR 2000	0	0	0	0	0.00
5	HO Kin Yiu	MB			284.0	279.0	4 MAR 1996	1	2	0	3	2.54
6	WONG Sze Wing	S			270.0	265.0	19 JAN 1999	3	2	0	5	4.24
7	SHUM Lam	OP			280.0	275.0	7 JUL 2000	18	0	0	18	15.25
8	CHIM Wing Lam C	OH			288.0	278.0	8 NOV 1997	29	2	1	32	27.12
10	TSE Lai Lam	OH			275.0	270.0	29 NOV 2002	2	0	0	2	1.69
12	YIM Wing Ni	MB			285.0	280.0	30 JUL 2000	10	4	3	17	14.41
14	SUEN Yee Tung	S			277.0	270.0	22 JUL 2000	5	1	0	6	5.08
15	LAM Tsz Ching Phyllis	OH			283.0	275.0	3 MAY 2003	3	0	1	4	3.39
17	FONG Ka Yi	MB			285.0	280.0	27 JUL 2002	12	1	1	14	11.86
18	CHEUNG Hiu Nok Michelle L	L			265.0	255.0	24 JAN 2001	0	0	0	0	0.00
Head Coach: CHAN SHIU KI Edward					Assistant Coach: YU Ying Chi							

Results in these Games

Phase	Opponent	Sets	Points per Set
Pool C	IND	3-0	25-13,25-12,25-17
Pool C	ITA	0-3	12-25,14-25,15-25
1-8QF	BRA	0-3	14-25,20-25,16-25

GER - Germany

Team colour: White

No.	Name	Pos.	Han.	Height m /ft in	Highest Reach		Date of Birth	Tournament Totals				
					Spike cm	Block cm		Spike	Block	Serve	Total	%
1	AGBORTABI Vanessa	OH			310.0	300.0	4 DEC 1998	13	2	1	16	11.59
8	FERNAU Pia	S			310.0	300.0	24 SEP 2002	1	0	0	1	0.72
20	WESKE Emilia Franziska	OP			311.0	300.0	26 MAR 2001	27	4	0	31	22.46
26	HOLZIG Annegret C	OH			310.0	300.0	29 MAY 1997	28	3	4	35	25.36
28	KELLER Luisa Theresa	OH			310.0	300.0	25 AUG 2001	2	2	0	4	2.90
29	LEWELING Pia	OH			310.0	300.0	4 JAN 1998	9	0	0	9	6.52
35	VAN CLEWE Luisa	MB			310.0	300.0	24 FEB 2003	6	2	2	10	7.25
36	SILGE Wiebke Hildegard	MB			310.0	300.0	16 JUL 1996	7	5	1	13	9.42
37	KUHL Alexia Hope	MB			310.0	300.0	11 AUG 2001	3	2	0	5	3.62
40	JATZKO Romy-Aylin Verena	OH			310.0	300.0	26 JAN 2000	9	0	0	9	6.52
43	KOHN Hannah Elisabeth	S			310.0	300.0	18 JUN 2003	2	1	2	5	3.62
46	NESTLER Patricia Michaela L	L			300.0	285.0	17 MAY 2001	0	0	0	0	0.00
Head Coach: NEUBAUER Nicki					Assistant Coach: BITTER Konstantin							

Results in these Games

Phase	Opponent	Sets	Points per Set
Pool B	CHN	1-3	25-11,11-25,15-25,13-25
Pool B	ARG	3-0	25-22,25-22,25-16
1-8QF	JPN	0-3	21-25,16-25,13-25

Legend:

%	Percent of total team scoring	(c)	Team Captain	BH	Both Handed	DSQ	Disqualified
Han.	Handedness	L	Libero	LH	Left Handed	MB	Middle Blocker
No.	Shirt number	OS	Opposite Spiker	Pos.	Playing position	RH	Right Handed
S	Setter	WS	Wing Spiker				



Team Competition List 出赛名单

As of FRI 04 AUG 2023 at 19:18

Match 31

CZE vs TPE

1st Referee: KSHATRIYA Narendrasingh (IND) 2nd Referee: THORNBURGH William (USA)

CZE - Czech Republic

Team colour: Red

No.	Name	Pos.	Han.	Height m /ft in	Highest Reach		Date of Birth	Tournament Totals				
					Spike cm	Block cm		Spike	Block	Serve	Total	%
2	SULC Radim	S			331.0	313.0	29 OCT 1999	0	0	0	0	0.00
4	DVORAK Jakub	OP			350.0	330.0	20 FEB 1998	9	1	0	10	6.80
7	SULC Marek C	OH			343.0	320.0	15 FEB 1998	8	1	0	9	6.12
8	KUNC Tomas L	L			310.0	295.0	18 OCT 1997	0	0	0	0	0.00
9	PISKACEK Ondrej	S			334.0	320.0	23 JAN 1999	3	1	3	7	4.76
10	RIMAL Daniel	OP			342.0	320.0	11 OCT 1996	24	6	2	32	21.77
11	SABRT Martin	MB			356.0	335.0	31 AUG 2000	2	5	0	7	4.76
14	JANECKA Jakub	MB			335.0	320.0	6 APR 1997	0	0	0	0	0.00
18	SVOBODA Jan	OP			345.0	335.0	30 JUL 2000	23	6	2	31	21.09
19	SUDA Radek	OH			348.0	320.0	20 NOV 1998	27	2	3	32	21.77
20	TROJANOWICZ Lukas	MB			355.0	340.0	4 JUL 2000	13	6	0	19	12.93
21	DRAHONOVSKY Matous	OH			346.0	236.0	7 MAY 2001	0	0	0	0	0.00
Head Coach: LUBOMIR Vasina					Assistant Coach: MELICHALEK Zdenek							

Results in these Games

Phase	Opponent	Sets	Points per Set
Pool B	IRI	3-2	17-25, 25-22, 19-25, 23-15, 13
Pool B	ARG	0-3	16-25, 18-25, 18-25
Pool B	IND	1-3	17-25, 25-18, 15-25, 17-25

TPE - Chinese Taipei

Team colour: White

No.	Name	Pos.	Han.	Height m /ft in	Highest Reach		Date of Birth	Tournament Totals				
					Spike cm	Block cm		Spike	Block	Serve	Total	%
1	KO Kai-jie	S			330.0	320.0	25 OCT 1998	1	0	0	1	0.83
2	JHANG Yun-liang L	L			280.0	275.0	28 AUG 1998	0	0	0	0	0.00
4	CHEN Cheng-chi	MB			340.0	325.0	29 JAN 1999	14	4	0	18	15.00
7	JACKMAN Rayshon Nehemiah	OH			320.0	315.0	30 MAR 2002	13	1	2	16	13.33
8	LEI No	OH			320.0	329.0	29 OCT 2002	0	0	0	0	0.00
9	HUNG Jung-fa	OP			325.0	320.0	22 NOV 2000	2	0	0	2	1.67
10	LIN Jin-long	MB			348.0	330.0	19 JAN 2001	7	1	0	8	6.67
12	SUNG Po-ting C	OH			320.0	315.0	2 SEP 1998	6	0	1	7	5.83
14	CHANG Yu-sheng	OP			345.0	325.0	30 MAR 2000	39	6	3	48	40.00
15	LIN Chien	S			335.0	324.0	4 APR 2002	0	1	0	1	0.83
19	TSENG Hsiang-ming	OH			350.0	330.0	16 FEB 2002	16	2	1	19	15.83
Head Coach: MORO Branisav					Assistant Coach: MARKOVIC Filip							

Results in these Games

Phase	Opponent	Sets	Points per Set
Pool D	ITA	0-3	15-25, 13-25, 16-25
Pool D	BRA	3-0	25-23, 25-20, 31-29
Pool D	GER	0-3	21-25, 20-25, 20-25

Legend:

%	Percent of total team scoring	(c)	Team Captain	BH	Both Handed	DSQ	Disqualified
Han.	Handedness	L	Libero	LH	Left Handed	MB	Middle Blocker
No.	Shirt number	OS	Opposite Spiker	Pos.	Playing position	RH	Right Handed
S	Setter	WS	Wing Spiker				



Team Competition List 出赛名单

As of FRI 04 AUG 2023 at 19:51

Match 30

IRI vs GER

1st Referee: FADILI Ali (MAR)

2nd Referee: VASILEIADIS Vasileios (GRE)

IRI - Islamic Republic of Iran

Team colour: White

No.	Name	Pos.	Han.	Height m /ft in	Highest Reach		Date of Birth	Tournament Totals				
					Spike cm	Block cm		Spike	Block	Serve	Total	%
1	SADATIBALADEHI Seyedamirhossein	OP			340	330	19 JUN 2003	13	1	1	15	7.73
4	HOSSEINPOUR Porya	OP			340	320	18 MAR 2003	17	2	2	21	10.82
7	MOSLEHABADI FARAHANI Alireza	MB			340	330	8 NOV 1998	26	9	4	39	20.10
10	NOROUZI Erfan	MB			340	330	12 JUL 2003	3	3	0	6	3.09
11	KAMALABADI Soheil C	OP			330	320	14 JAN 2001	15	1	1	17	8.76
12	MOMENI MOGHADAM Pendar	S			310	305	14 APR 2003	1	0	0	1	0.52
13	MASHHADI Seyedmohammadreza	OP			320	300	14 SEP 2000	14	0	0	14	7.22
15	BEHNEZHAD Arshia	S			310	305	4 AUG 2003	8	2	2	12	6.19
16	SAKHAVI Mousa L	L			280	260	12 MAR 2000	1	0	0	1	0.52
18	MOLAABASI Amirhasan	MB			330	310	23 MAR 2000	6	9	0	15	7.73
20	HEIDARI Kiavash	OP			345.0	320.0	27 APR 1998	47	5	1	53	27.32
Head Coach: MOMENI MOGHADAM Gholam Reza					Assistant Coach: MONAZAMI Amirhossein							

Results in these Games

Phase	Opponent	Sets	Points per Set
Pool B	CZE	2-3	25-17,22-25,25-19,23-25,13-15
Pool B	IND	3-0	25-19,25-16,25-18
Pool B	ARG	0-3	19-25,42-44,19-25

GER - Germany

Team colour: Black

No.	Name	Pos.	Han.	Height m /ft in	Highest Reach		Date of Birth	Tournament Totals				
					Spike cm	Block cm		Spike	Block	Serve	Total	%
4	DERVISAJ Leon	S			340.0	320.0	7 SEP 1996	0	1	0	1	0.55
6	GRAVEN Leonard Julius L	L			319.0	301.0	22 APR 2004	0	0	0	0	0.00
8	JOHN Filip	OP			350.0	336.0	1 AUG 2001	24	2	2	28	15.47
16	PETER Tim	OH			348.0	330.0	8 SEP 1997	17	5	0	22	12.15
19	ROHRS Erik Johannes C	OH			353.0	336.0	24 APR 2001	41	4	3	48	26.52
23	GORALIK Yannick	MB			350.0	338.0	23 OCT 1997	2	2	0	4	2.21
24	BURGGRAF Eric Johannes	S			330.0	315.0	10 MAR 1999	2	0	2	4	2.21
29	BOGACHEV Egor	OH			355.0	325.0	6 APR 1997	9	1	2	12	6.63
31	BOHME Yann Niclas	OP			350.0	320.0	2 AUG 1997	17	1	3	21	11.60
32	KUNSTMANN Joscha Karl	MB			340.0	335.0	20 JUL 2003	14	6	2	22	12.15
33	TORWIE Simon Velantin	MB			342.0	331.0	1 NOV 2001	10	6	2	18	9.94
36	KARLITZEK Lorenz Friedbert	OP			343.0	328.0	17 FEB 1999	1	0	0	1	0.55
Head Coach: STEUERWALD Patrick					Assistant Coach: VON KAENEL Dominic							

Results in these Games

Phase	Opponent	Sets	Points per Set
Pool D	BRA	3-0	32-30,25-20,25-20
Pool D	ITA	3-2	25-20,20-25,23-25,25-21,15-13
Pool D	TPE	3-0	25-21,25-20,25-20

Legend:

%	Percent of total team scoring	(c)	Team Captain	BH	Both Handed	DSQ	Disqualified
Han.	Handedness	L	Libero	LH	Left Handed	MB	Middle Blocker
No.	Shirt number	OS	Opposite Spiker	Pos.	Playing position	RH	Right Handed
S	Setter	WS	Wing Spiker				



Team Competition List
出赛名单

As of FRI 04 AUG 2023 at 20:02

Match 32

HKG vs JPN

1st Referee: HARIZ Abderazek (TUN) 2nd Referee: MASHASHA Sibangani Selome (ZIM)

HKG - Hong Kong, China

Team colour: Black

No.	Name	Pos.	Han.	Height m /ft in	Highest Reach		Date of Birth	Tournament Totals				
					Spike cm	Block cm		Spike	Block	Serve	Total	%
3	CHIU Curtis Yuheng L	L			305.0	290.0	26 MAR 2001	0	0	0	0	0.00
4	LEUNG Ho Yin	OH			330.0	320.0	26 SEP 1998	9	0	0	9	8.49
5	WAN Ka Nam	OH			325.0	320.0	17 OCT 2003	9	0	2	11	10.38
7	KWAN Cheuk Hang	S			320.0	315.0	20 DEC 1997	0	0	0	0	0.00
8	POON Chi Leung	MB			330.0	310.0	30 JAN 1997	13	3	0	16	15.09
9	AU Chin To C	OH			330.0	320.0	13 FEB 1996	7	2	0	9	8.49
10	TAM Chun Ho Damian	OP			340.0	330.0	20 APR 2001	22	2	3	27	25.47
11	LAM Sze Lok	MB			325.0	320.0	29 MAR 2003	3	0	0	3	2.83
12	CHING Hon Lam	S			320.0	315.0	25 JAN 2001	3	1	0	4	3.77
17	LAM Yin Chun	OH			340.0	320.0	11 APR 2001	7	0	1	8	7.55
19	SIO Ka Yiu	MB			330.0	320.0	27 NOV 2002	4	4	0	8	7.55
20	CHEUNG Ngai Yiu	OH			335.0	325.0	27 OCT 2002	8	3	0	11	10.38
Head Coach: YAU HOK Chun					Assistant Coach: POON WAI King							

Results in
these Games

Phase	Opponent	Sets	Points per Set
Pool A	KOR	0-3	13-25,19-25,12-25
Pool A	POL	0-3	11-25,19-25,14-25
Pool A	POR	0-3	22-25,27-29,19-25

JPN - Japan

Team colour: White

No.	Name	Pos.	Han.	Height m /ft in	Highest Reach		Date of Birth	Tournament Totals				
					Spike cm	Block cm		Spike	Block	Serve	Total	%
1	YAMAMOTO Ryu C	S			325.0	315.0	23 SEP 2000	2	0	1	3	1.73
2	ONIKI Ren	MB			344.0	320.0	28 AUG 2000	2	0	0	2	1.16
4	MIZUMACHI Taito	OH			325.0	315.0	7 SEP 2001	42	1	3	46	26.59
5	SOMENO Hikaru	OH			335.0	315.0	3 JUL 2001	12	0	0	12	6.94
6	YAMADA Daiki	OH			345.0	320.0	7 AUG 2001	5	0	0	5	2.89
7	KAI Kotaro	OH			330.0	315.0	5 NOV 2001	36	0	5	41	23.70
8	NAKASHIMA Kento	OH			310.0	300.0	15 OCT 2001	0	2	1	3	1.73
9	FUJIWARA Naoya	OH			345.0	320.0	24 DEC 2001	17	1	0	18	10.40
10	TAKAKI Keishiro L	L			297.0	280.0	3 SEP 2001	0	0	0	0	0.00
13	KAWAGUCHI Shuto	OH			340.0	320.0	9 AUG 2000	11	0	2	13	7.51
14	TARUMI Yuga	OH			350.0	330.0	2 NOV 2000	5	1	1	7	4.05
16	YASUHARA Dai	MB			347.0	312.0	14 AUG 2001	17	3	3	23	13.29
Head Coach: YAMAMOTO Kenji					Assistant Coach: NAKATA Manabu							

Results in
these Games

Phase	Opponent	Sets	Points per Set
Pool C	CHN	0-3	33-35,19-25,23-25
Pool C	AZE	3-0	25-17,25-14,25-18
Pool C	UKR	1-3	23-25,25-20,20-25,20-25

Legend:

% Percent of total team scoring
Han. Handedness
No. Shirt number
S Setter

(c) Team Captain
L Libero
OS Opposite Spiker
WS Wing Spiker

BH Both Handed
LH Left Handed
Pos. Playing position

DSQ Disqualified
MB Middle Blocker
RH Right Handed



Team Competition List 出赛名单

As of FRI 04 AUG 2023 at 19:57

Match 21

POL vs CHN

1st Referee: SZABO ALEXI Paul Catalin (ROU) 2nd Referee: BENSIMON Royi Rafi (ISR)

POL - Poland

Team colour: Red

No.	Name	Pos.	Han.	Height m /ft in	Highest Reach		Date of Birth	Tournament Totals				
					Spike cm	Block cm		Spike	Block	Serve	Total	%
1	MOSKWA Kornelia Paulina	MB			308.0	297.0	30 OCT 1996	0	0	2	2	1.01
2	ORZYLOWSKA Marta	MB			304.0	290.0	10 MAY 1998	18	7	3	28	14.14
4	LISIAK Malgorzata Maria	MB			316.0	300.0	11 JUL 1996	11	8	1	20	10.10
6	RASINSKA Aleksandra Slawa	MB			310.0	290.0	6 NOV 1998	36	1	3	40	20.20
7	NOWAKOWSKA Pola	OH			305.0	285.0	30 JAN 1996	0	0	0	0	0.00
8	PIASECKA Julita Nadia	OH			311.0	287.0	25 SEP 2002	38	6	0	44	22.22
10	DRABEK Kinga Ewa L	L			280.0	270.0	10 MAY 1998	0	0	0	0	0.00
11	DRUZKOWSKA Karolina	OH			327.0	305.0	6 MAR 2002	8	3	0	11	5.56
13	LYCZAKOWSKA Marta	S			300.0	285.0	2 MAY 1998	0	0	0	0	0.00
18	LYSIK Justyna Agnieszka L	L			280.0	270.0	20 JAN 1999	0	0	0	0	0.00
21	GRABKA Alicja EIZBieta C	S			290.0	280.0	9 MAY 1998	5	1	2	8	4.04
22	SZLAGOWSKA Weronika Wiktoria	OH			313.0	290.0	29 NOV 2001	39	6	0	45	22.73
Head Coach: PASINSKI Jacek Robert					Assistant Coach: DABROWSKI Bartlomiej							

Results in these Games

Phase	Opponent	Sets	Points per Set
Pool A	BRA	2-3	25-21,25-22,23-25,19-25,14-16
Pool A	TPE	3-1	25-20,16-25,25-21,25-20
1-8QF	ITA	3-1	25-22,27-25,16-25,25-16

CHN - People's Republic of China

Team colour: Black

No.	Name	Pos.	Han.	Height m /ft in	Highest Reach		Date of Birth	Tournament Totals				
					Spike cm	Block cm		Spike	Block	Serve	Total	%
1	ZHANG Shiqi	MB			300.0	295.0	19 MAY 1999	0	0	0	0	0.00
2	MA Wanyue	OH			290.0	285.0	29 SEP 2004	0	0	0	0	0.00
3	XIE Shengyu	S			293.0	288.0	28 MAY 2004	0	0	0	0	0.00
4	XU Jianan L	L			240.0	235.0	2 APR 1998	0	0	0	0	0.00
5	WU Mengjie	OH			300.0	295.0	10 SEP 2002	33	4	2	39	23.49
6	GAO Yi	MB			317.0	312.0	22 JUL 1998	8	12	1	21	12.65
7	ZHONG Hui	OH			295.0	290.0	8 DEC 1997	6	1	1	8	4.82
8	XU Xiaoting	S			290.0	285.0	21 JAN 1998	1	2	2	5	3.01
9	ZHUANG Yushan C	OH			295.0	290.0	28 APR 2003	30	1	0	31	18.67
10	WANG Wenhan	MB			295.0	290.0	28 JUN 2002	13	3	3	19	11.45
11	ZHOU Yetong	OP			307.0	302.0	4 MAY 2002	16	1	0	17	10.24
12	MIAO Yiwen	OP			297.0	292.0	26 JUL 2000	22	4	0	26	15.66
Head Coach: ZHAO Yong					Assistant Coach: XIE Jiyang							

Results in these Games

Phase	Opponent	Sets	Points per Set
Pool B	GER	3-1	11-25,25-11,25-15,25-13
Pool B	ARG	3-0	25-22,25-21,26-24
1-8QF	CZE	3-0	25-17,25-16,25-16

Legend:

%	Percent of total team scoring	(c)	Team Captain	BH	Both Handed	DSQ	Disqualified
Han.	Handedness	L	Libero	LH	Left Handed	MB	Middle Blocker
No.	Shirt number	OS	Opposite Spiker	Pos.	Playing position	RH	Right Handed
S	Setter	WS	Wing Spiker				



Team Competition List 出赛名单

As of SAT 05 AUG 2023 at 14:12

Match 33

KOR vs TPE

1st Referee: THORNBURGH William (USA) 2nd Referee: KUROKI JUNIOR George Hideyuki (BRA)

KOR - Republic of Korea

Team colour: White

No.	Name	Pos.	Han.	Height m /ft in	Highest Reach		Date of Birth	Tournament Totals				
					Spike cm	Block cm		Spike	Block	Serve	Total	%
1	PARK Seungsu	OH			330.0	320.0	30 JAN 2002	1	1	0	2	0.99
3	LEE Hyeonseung	S			295.0	290.0	2 JAN 2001	0	1	1	2	0.99
5	SONG Mingyun L	L			270.0	260.0	6 JAN 2000	0	0	0	0	0.00
6	KIM Sunho C	OH			310.0	300.0	18 JAN 1999	18	3	0	21	10.34
7	PARK Taeseong	S			325.0	305.0	9 APR 2001	1	1	0	2	0.99
10	LEE Yunsoo	OP			320.0	310.0	15 SEP 2003	4	1	2	7	3.45
12	LEE Junyeong	MB			325.0	320.0	4 JUL 2003	17	2	3	22	10.84
13	JEONG Taejun	MB			320.0	310.0	14 MAR 2000	6	11	2	19	9.36
15	LEE Yulri	MB			320.0	310.0	14 SEP 2000	1	0	0	1	0.49
16	JEONG Hanyong	OH			330.0	320.0	31 JUL 2001	37	5	4	46	22.66
18	HONG Dongseon	OH			320.0	310.0	16 MAY 2001	31	1	2	34	16.75
20	SHIN Hojin	OP			310.0	300.0	26 FEB 2001	42	2	3	47	23.15
Head Coach: YANG Jin Woong					Assistant Coach: SONG Byungil							

Results in these Games

Phase	Opponent	Sets	Points per Set
Pool A	HKG	3-0	25-13,25-19,25-12
Pool A	POR	1-3	25-19,22-25,22-25,25-27
Pool A	POL	0-3	17-25,15-25,21-25
9-16SF	AZE	3-0	25-21,25-17,25-19

TPE - Chinese Taipei

Team colour: Red

No.	Name	Pos.	Han.	Height m /ft in	Highest Reach		Date of Birth	Tournament Totals				
					Spike cm	Block cm		Spike	Block	Serve	Total	%
1	KO Kai-Jie	S			330.0	320.0	25 OCT 1998	5	0	0	5	2.56
2	JHANG Yun-Liang L	L			280.0	275.0	28 AUG 1998	0	0	0	0	0.00
4	CHEN Cheng-Chi	MB			340.0	325.0	29 JAN 1999	21	6	0	27	13.85
7	JACKMAN Rayshon Nehemiah	OH			320.0	315.0	30 MAR 2002	17	2	2	21	10.77
8	LEI No	OH			320.0	329.0	29 OCT 2002	0	0	0	0	0.00
9	HUNG Jung-Fa	OP			325.0	320.0	22 NOV 2000	3	0	0	3	1.54
10	LIN Jin-Long	MB			348.0	330.0	19 JAN 2001	9	4	0	13	6.67
12	SUNG Po-Ting C	OH			320.0	315.0	2 SEP 1998	11	0	1	12	6.15
14	CHANG Yu-Sheng	OP			345.0	325.0	30 MAR 2000	69	9	4	82	42.05
15	LIN Chien	S			335.0	324.0	4 APR 2002	0	3	0	3	1.54
19	TSENG Hsiang-ming	OH			350.0	330.0	16 FEB 2002	25	3	1	29	14.87
Head Coach: MORO Branislav					Assistant Coach: MARKOVIC Filip							

Results in these Games

Phase	Opponent	Sets	Points per Set
Pool D	ITA	0-3	15-25,13-25,16-25
Pool D	BRA	3-0	25-23,25-20,31-29
Pool D	GER	0-3	21-25,20-25,20-25
9-16SF	CZE	3-2	22-25,25-18,27-25,16-25,18-16

Legend:

%	Percent of total team scoring	(c)	Team Captain	BH	Both Handed	DSQ	Disqualified
Han.	Handedness	L	Libero	LH	Left Handed	MB	Middle Blocker
No.	Shirt number	OS	Opposite Spiker	Pos.	Playing position	RH	Right Handed
S	Setter	WS	Wing Spiker				



Team Competition List 出赛名单

As of SAT 05 AUG 2023 at 14:41

Match 34

BRA vs JPN

1st Referee: KOVALCHUK Andrii (UKR) 2nd Referee: PARK Jung (USA)

BRA - Brazil

Team colour: Blue

No.	Name	Pos.	Han.	Height m /ft in	Highest Reach		Date of Birth	Tournament Totals				
					Spike cm	Block cm		Spike	Block	Serve	Total	%
4	GONCALVES Antony Gabriel	OH			351.0	334.0	30 MAR 1997	33	0	2	35	18.52
5	OLIVEIRA Jorge Romario	OP			345.0	330.0	19 APR 2001	19	2	0	21	11.11
6	FERREIRA SILVA Pedro Henrique	OH			350.0	334.0	17 FEB 1996	18	2	6	26	13.76
7	DOS SANTOS Wallace L	L			330.0	310.0	30 JUN 1999	0	0	0	0	0.00
8	DE MATTOS Joao Guilherme	S			325.0	303.0	25 OCT 2002	0	0	0	0	0.00
9	KRAUCHUK ESQUIVEL RODRIGUES Matheus	OP			355.0	340.0	4 NOV 1997	43	8	0	51	26.98
10	FACCIN Giovanni	MB			343.0	330.0	23 NOV 2002	4	2	0	6	3.17
11	FIGUEIREDO DOS SANTOS David	MB			358.0	340.0	18 JUL 1998	9	6	1	16	8.47
12	ADAMI Henrique	S			340.0	320.0	15 DEC 1997	3	1	1	5	2.65
16	LERSCH DA SILVEIRA Vinicius C	OH			340.0	320.0	16 JUL 1997	11	1	2	14	7.41
18	GUEDES Henrique Vinicius	MB			355.0	344.0	9 FEB 2002	12	2	1	15	7.94
Head Coach: ELIAS PONTES Evandro					Assistant Coach: NEVES GRILLO Alexandro							

Results in these Games

Phase	Opponent	Sets	Points per Set
Pool D	GER	0-3	30-32,20-25,20-25
Pool D	TPE	0-3	23-25,20-25,29-31
Pool D	ITA	0-3	23-25,13-25,15-25
9-16SF	IND	3-2	21-25,25-23,20-25,25-19,15-13

JPN - Japan

Team colour: Red

No.	Name	Pos.	Han.	Height m /ft in	Highest Reach		Date of Birth	Tournament Totals				
					Spike cm	Block cm		Spike	Block	Serve	Total	%
1	YAMAMOTO Ryu C	S			325.0	315.0	23 SEP 2000	2	0	1	3	1.30
2	ONIKI Ren	MB			344.0	320.0	28 AUG 2000	5	0	0	5	2.17
4	MIZUMACHI Taito	OH			325.0	315.0	7 SEP 2001	42	1	3	46	20.00
5	SOMENO Hikaru	OH			335.0	315.0	3 JUL 2001	21	1	0	22	9.57
6	YAMADA Daiki	OH			345.0	320.0	7 AUG 2001	8	0	0	8	3.48
7	KAI Kotaro	OH			330.0	315.0	5 NOV 2001	53	2	6	61	26.52
8	NAKASHIMA Kento	OH			310.0	300.0	15 OCT 2001	1	2	1	4	1.74
9	FUJIWARA Naoya	OH			345.0	320.0	24 DEC 2001	28	2	0	30	13.04
10	TAKAKI Keishiro L	L			297.0	280.0	3 SEP 2001	0	0	0	0	0.00
13	KAWAGUCHI Shuto	OH			340.0	320.0	9 AUG 2000	14	0	2	16	6.96
14	TARUMI Yuga	OH			350.0	330.0	2 NOV 2000	7	1	2	10	4.35
16	YASUHARA Dai	MB			347.0	312.0	14 AUG 2001	18	3	4	25	10.87
Head Coach: YAMAMOTO Kenji					Assistant Coach: NAKATA Manabu							

Results in these Games

Phase	Opponent	Sets	Points per Set
Pool C	CHN	0-3	33-35,19-25,23-25
Pool C	AZE	3-0	25-17,25-14,25-18
Pool C	UKR	1-3	23-25,25-20,20-25,20-25
9-16SF	HKG	3-0	25-19,25-21,25-19

Legend:

%	Percent of total team scoring	(c)	Team Captain	BH	Both Handed	DSQ	Disqualified
Han.	Handedness	L	Libero	LH	Left Handed	MB	Middle Blocker
No.	Shirt number	OS	Opposite Spiker	Pos.	Playing position	RH	Right Handed
S	Setter	WS	Wing Spiker				



Team Competition List
出赛名单

As of SAT 05 AUG 2023 at 16:47

Match 37

AZE vs CZE

1st Referee: VILLARREAL Andres (ARG) 2nd Referee: KSHATRIYA Narendrasingh (IND)

AZE - Azerbaijan

Team colour: GREEN

No.	Name	Pos.	Han.	Height m /ft in	Highest Reach		Date of Birth	Tournament Totals				
					Spike cm	Block cm		Spike	Block	Serve	Total	%
2	AZIMOV Javid	OP			290.0	275.0	12 APR 1999	13	0	3	16	11.76
4	AGHAZADA Agil C	OP			340.0	320.0	19 APR 1998	17	1	0	18	13.24
5	ALIYEV Ruslan	OH			350.0	340.0	28 FEB 2001	15	0	2	17	12.50
6	ALIYEV Rashad	OH			170.0	210.0	1 APR 2004	0	0	0	0	0.00
7	GURSKII Roman	S			295.0	285.0	21 JUL 2001	8	3	3	14	10.29
8	NIKULENKO Yegor	MB			332.0	315.0	22 MAR 2001	15	4	1	20	14.71
10	BUNYATOV Yusif	OP			345.0	330.0	3 AUG 2004	22	1	0	23	16.91
11	AGHABAYOV Ramazan	MB			355.0	340.0	31 AUG 2000	11	0	1	12	8.82
12	JENKEL Ferhat L	L			295.0	280.0	18 DEC 2003	0	0	0	0	0.00
13	RUSTAMOV Ali	MB			355.0	340.0	25 JUN 2003	1	0	0	1	0.74
14	DUNYAMALIYEV Sanan	OH			310.0	295.0	2 NOV 1998	10	0	0	10	7.35
23	DARYAYEV Farda	MB			360.0	345.0	14 JAN 2002	4	0	1	5	3.68
Head Coach: JALALOV Farid					Assistant Coach: GAHRAMANOV Dilgam							

Results in
these Games

Phase	Opponent	Sets	Points per Set
Pool C	UKR	0-3	21-25,20-25,21-25
Pool C	JPN	0-3	17-25,14-25,18-25
Pool C	CHN	0-3	17-25,20-25,19-25
9-16SF	KOR	0-3	21-25,17-25,19-25

CZE - Czech Republic

Team colour: Red

No.	Name	Pos.	Han.	Height m /ft in	Highest Reach		Date of Birth	Tournament Totals				
					Spike cm	Block cm		Spike	Block	Serve	Total	%
2	SULC Radim	S			331.0	313.0	29 OCT 1999	0	1	0	1	0.46
4	DVORAK Jakub	OP			350.0	330.0	20 FEB 1998	19	4	0	23	10.65
7	SULC Marek C	OH			343.0	320.0	15 FEB 1998	18	1	0	19	8.80
8	KUNC Tomas L	L			310.0	295.0	18 OCT 1997	0	0	0	0	0.00
9	PISKACEK Ondrej	S			334.0	320.0	23 JAN 1999	4	1	4	9	4.17
10	RIMAL Daniel	OP			342.0	320.0	11 OCT 1996	29	6	2	37	17.13
11	SABRT Martin	MB			356.0	335.0	31 AUG 2000	6	10	1	17	7.87
14	JANECKA Jakub	MB			335.0	320.0	6 APR 1997	0	0	0	0	0.00
18	SVOBODA Jan	OP			345.0	335.0	30 JUL 2000	27	7	3	37	17.13
19	SUDA Radek	OH			348.0	320.0	20 NOV 1998	37	3	3	43	19.91
20	TROJANOWICZ Lukas	MB			355.0	340.0	4 JUL 2000	16	9	1	26	12.04
21	DRAHONOVSKY Matous	OH			346.0	236.0	7 MAY 2001	3	1	0	4	1.85
Head Coach: LUBOMIR Vasina					Assistant Coach: MELICHALEK Zdenek							

Results in
these Games

Phase	Opponent	Sets	Points per Set
Pool B	IRI	3-2	17-25,25-22,19-25,25-23,15-13
Pool B	ARG	0-3	16-25,18-25,18-25
Pool B	IND	1-3	17-25,25-18,15-25,17-25
9-16SF	TPE	2-3	25-22,18-25,25-27,25-16,16-18

Legend:

%	Percent of total team scoring	(c)	Team Captain	BH	Both Handed	DSQ	Disqualified
Han.	Handedness	L	Libero	LH	Left Handed	MB	Middle Blocker
No.	Shirt number	OS	Opposite Spiker	Pos.	Playing position	RH	Right Handed
S	Setter	WS	Wing Spiker				



Team Competition List 出赛名单

As of SAT 05 AUG 2023 at 17:23

Match 35

POL vs IRI

1st Referee: ZULFUGAROV Eldar (AZE) 2nd Referee: SZYDLOWSKI Robert Karol (AUS)

POL - Poland

Team colour: Red

No.	Name	Pos.	Han.	Height m /ft in	Highest Reach		Date of Birth	Tournament Totals				
					Spike cm	Block cm		Spike	Block	Serve	Total	%
2	CZYZOWSKI Jakub	OH			345.0	318.0	14 DEC 2001	2	0	0	2	0.87
4	KOZUB Lukasz Krzysztof C	S			320.0	305.0	3 NOV 1997	2	4	3	9	3.93
9	SASAK Kewin Michal	OP			355.0	331.0	20 FEB 1997	12	1	3	16	6.99
10	GIERZOT Michal	OH			350.0	328.0	4 OCT 2001	51	1	11	63	27.51
11	KOGUT Damian Patryk	OH			343.0	320.0	3 JAN 1997	26	2	6	34	14.85
13	MAGNUSZEWSKI Mariusz	S			330.0	310.0	14 SEP 1997	0	0	0	0	0.00
14	ABRAMOWICZ Jakub	MB			350.0	330.0	10 APR 1998	3	1	0	4	1.75
16	WOCH Dawid Tomasz	MB			350.0	330.0	16 MAY 1997	18	4	2	24	10.48
17	KRYSIK Maciej	OH			355.0	325.0	7 JAN 1999	4	1	2	7	3.06
19	DULSKI Dawid	OP			352.0	333.0	1 NOV 2002	26	5	3	34	14.85
20	SZYMURA Kamil Tadeusz L	L			320.0	295.0	24 JAN 1999	0	0	0	0	0.00
72	POREBA Mateusz Andrzej	MB			350.0	335.0	24 AUG 1999	25	9	2	36	15.72
Head Coach: LUKS Dariusz Jacek					Assistant Coach: MIERZEJEWSKI Marcin Mariusz							

Results in these Games

Phase	Opponent	Sets	Points per Set
Pool A	POR	3-0	25-12,25-15,25-20
Pool A	HKG	3-0	25-11,25-19,25-14
Pool A	KOR	3-0	25-17,25-15,25-21
1-8QF	UKR	3-0	25-20,25-16,25-19

IRI - Islamic Republic of Iran

Team colour: White

No.	Name	Pos.	Han.	Height m /ft in	Highest Reach		Date of Birth	Tournament Totals				
					Spike cm	Block cm		Spike	Block	Serve	Total	%
1	SADATIBALADEHI Seyedamirhossein	OP			340	330	19 JUN 2003	25	2	2	29	10.86
4	HOSSEINPOUR Porya	OP			340	320	18 MAR 2003	26	2	6	34	12.73
7	MOSLEHABADI FARAHANI Alireza	MB			340	330	8 NOV 1998	37	14	5	56	20.97
10	NOROUZI Erfan	MB			340	330	12 JUL 2003	12	4	0	16	5.99
11	KAMALABADI Soheil C	OP			330	320	14 JAN 2001	17	1	3	21	7.87
12	MOMENI MOGHADAM Pendar	S			310	305	14 APR 2003	1	0	0	1	0.37
13	MASHHADI Seyedmohammadreza	OP			320	300	14 SEP 2000	14	0	0	14	5.24
15	BEHNEZHAD Arshia	S			310	305	4 AUG 2003	9	3	2	14	5.24
16	SAKHAVI Mousa L	L			280	260	12 MAR 2000	1	0	0	1	0.37
18	MOLAABASI Amirhasan	MB			330	310	23 MAR 2000	8	9	0	17	6.37
20	HEIDARI Kiavash	OP			345.0	320.0	27 APR 1998	57	6	1	64	23.97
Head Coach: MOMENI MOGHADAM Gholam Reza					Assistant Coach: MONAZAMI Amirhossein							

Results in these Games

Phase	Opponent	Sets	Points per Set
Pool B	CZE	2-3	25-17,22-25,25-19,23-25,13-15
Pool B	IND	3-0	25-19,25-16,25-18
Pool B	ARG	0-3	19-25,42-44,19-25
1-8QF	GER	3-2	29-27,25-27,28-26,15-25,15-13

Legend:

%	Percent of total team scoring	(c)	Team Captain	BH	Both Handed	DSQ	Disqualified
Han.	Handedness	L	Libero	LH	Left Handed	MB	Middle Blocker
No.	Shirt number	OS	Opposite Spiker	Pos.	Playing position	RH	Right Handed
S	Setter	WS	Wing Spiker				



Team Competition List 出赛名单

As of SAT 05 AUG 2023 at 17:30

Match 36

UKR vs GER

1st Referee: BUNYAN Ryan (CAN)

2nd Referee: PEREIRA FELICIANO Fabricio (BRA)

UKR - Ukraine

Team colour: Blue

No.	Name	Pos.	Han.	Height m /ft in	Highest Reach		Date of Birth	Tournament Totals				
					Spike cm	Block cm		Spike	Block	Serve	Total	%
1	OSTAPENKO Volodymyr	MB			340.0	320.0	28 JUL 1998	11	6	0	17	8.50
3	RIABOV Serhii	S			300.0	315.0	3 JUN 1999	1	0	0	1	0.50
7	YANCHUK Dmytro C	S			330.0	310.0	19 MAY 1999	38	4	4	46	23.00
8	STEBLETSKYI Andrii	S			340.0	320.0	29 NOV 2000	10	2	4	16	8.00
9	KRYVOBOK Ivan	MB			330.0	310.0	27 MAY 1999	25	0	3	28	14.00
11	STEPOVYI Yevhenii	OP			320.0	300.0	15 APR 2002	7	1	1	9	4.50
13	KLEPKO Heorhii	S			340.0	320.0	12 FEB 1997	13	5	3	21	10.50
21	PAMPUSHKO Yaroslav L	L			280.0	260.0	11 NOV 2001	0	0	0	0	0.00
23	VELETSKYI Denys	S			345.0	330.0	15 JAN 2000	6	1	0	7	3.50
25	MAZENKO Bohdan	MB			340.0	325.0	18 MAY 1996	1	0	0	1	0.50
30	MISHCHENKO Serhii	S			325.0	305.0	30 NOV 2000	14	1	1	16	8.00
42	URYVKIN Danylo	OP			340.0	320.0	27 MAY 2001	33	2	3	38	19.00
Head Coach: KOVALENKO Sergiy					Assistant Coach: TSYLIURA Oleksandr							

Results in these Games

Phase	Opponent	Sets	Points per Set
Pool C	AZE	3-0	25-21,25-20,25-21
Pool C	CHN	0-3	20-25,18-25,9-25
Pool C	JPN	3-1	25-23,20-25,25-20,25-20
1-8QF	POL	0-3	20-25,16-25,19-25

GER - Germany

Team colour: Red

No.	Name	Pos.	Han.	Height m /ft in	Highest Reach		Date of Birth	Tournament Totals				
					Spike cm	Block cm		Spike	Block	Serve	Total	%
4	DERVISAJ Leon	S			340.0	320.0	7 SEP 1996	1	1	0	2	0.77
6	GRAVEN Leonard Julius L	L			319.0	301.0	22 APR 2004	0	0	0	0	0.00
8	JOHN Filip	OP			350.0	336.0	1 AUG 2001	41	5	2	48	18.53
16	PETER Tim	OH			348.0	330.0	8 SEP 1997	24	7	3	34	13.13
19	ROHRS Erik Johannes C	OH			353.0	336.0	24 APR 2001	54	4	5	63	24.32
23	GORALIK Yannick	MB			350.0	338.0	23 OCT 1997	3	2	1	6	2.32
24	BURGGRAF Eric Johannes	S			330.0	315.0	10 MAR 1999	3	0	3	6	2.32
29	BOGACHEV Egor	OH			355.0	325.0	6 APR 1997	14	1	2	17	6.56
31	BOHME Yann Niclas	OP			350.0	320.0	2 AUG 1997	19	1	4	24	9.27
32	KUNSTMANN Joscha Karl	MB			340.0	335.0	20 JUL 2003	14	6	2	22	8.49
33	TORWIE Simon Velantin	MB			342.0	331.0	1 NOV 2001	18	10	5	33	12.74
36	KARLITZEK Lorenz Friedbert	OP			343.0	328.0	17 FEB 1999	4	0	0	4	1.54
Head Coach: STEUERWALD Patrick					Assistant Coach: VON KAENEL Dominic							

Results in these Games

Phase	Opponent	Sets	Points per Set
Pool D	BRA	3-0	32-30,25-20,25-20
Pool D	ITA	3-2	25-20,20-25,23-25,25-21,15-13
Pool D	TPE	3-0	25-21,25-20,25-20
1-8QF	IRI	2-3	27-29,27-25,26-28,25-15,13-15

Legend:

% Percent of total team scoring
Han. Handedness
No. Shirt number
S Setter

(c) Team Captain
L Libero
OS Opposite Spiker
WS Wing Spiker

BH Both Handed
LH Left Handed
Pos. Playing position

DSQ Disqualified
MB Middle Blocker
RH Right Handed



Team Competition List 出赛名单

As of SAT 05 AUG 2023 at 16:57

Match 23

TPE vs ARG

1st Referee: MARITNEZ MENDOZA Cinthya Ines (COL) 2nd Referee: ROGIC Dejan (SRB)

TPE - Chinese Taipei

Team colour: Red

No.	Name	Pos.	Han.	Height m /ft in	Highest Reach		Date of Birth	Tournament Totals				
					Spike cm	Block cm		Spike	Block	Serve	Total	%
5	WU Fang-Yu	OH			295.0	280.0	9 JAN 2000	37	0	2	39	21.20
6	CHIU Ya-Hui	MB			300.0	286.0	4 APR 1998	18	1	1	20	10.87
7	LIN Shu-Ho	OH			298.0	285.0	6 FEB 1999	38	3	0	41	22.28
8	CHEN Jia-Man	S			294.0	284.0	27 JUL 1999	0	1	3	4	2.17
9	KAN Ko-Hui	MB			282.0	280.0	3 SEP 2002	14	2	0	16	8.70
10	HSU Wan-Yun	OH			280.0	270.0	10 MAY 2003	25	1	3	29	15.76
12	LIAO Yi-Jen C	S			275.0	275.0	8 JUN 1997	3	1	0	4	2.17
13	HUANG Man-Ya	OP			293.0	300.0	10 OCT 1999	17	3	1	21	11.41
14	CHEN Li-Jun	OP			289.0	276.0	7 MAR 2003	0	0	0	0	0.00
15	LIN Chi-Jung L	L			240.0	235.0	5 OCT 2000	1	0	0	1	0.54
17	LIU Shuang-Ling	OH			299.0	293.0	4 APR 2000	6	0	0	6	3.26
20	LIAO Chia-An	MB			280.0	280.0	15 APR 2004	2	1	0	3	1.63
Head Coach: CHEN Yu-An					Assistant Coach: HUANG Wei-Hsiang							

Results in these Games

Phase	Opponent	Sets	Points per Set
Pool A	POL	1-3	20-25,25-16,21-25,20-25
Pool A	BRA	0-3	23-25,20-25,20-25
9-12SF	IND	3-0	25-9,25-18,25-20

ARG - Argentina

Team colour: Light Blue

No.	Name	Pos.	Han.	Height m /ft in	Highest Reach		Date of Birth	Tournament Totals				
					Spike cm	Block cm		Spike	Block	Serve	Total	%
2	ALMEYDA Berenice	MB			283.0	255.0	7 MAY 2001	9	6	2	17	11.89
3	BRANDAN Rocio Belen	S			275.0	240.0	7 SEP 1999	0	0	0	0	0.00
5	POLANIS Carolina Rocio	MB			300.0	250.0	20 DEC 1998	13	3	3	19	13.29
6	NIEVA Gisela Vanina	OP			300.0	260.0	17 AUG 1998	13	2	1	16	11.19
7	BENITEZ Azul	S			275.0	250.0	5 FEB 1998	1	0	1	2	1.40
8	PICCOLO Sol Ayelen	OP			310.0	265.0	11 SEP 1996	20	1	0	21	14.69
9	REINOSO Rosa Elena	OH			285.0	255.0	26 MAR 1996	11	0	0	11	7.69
12	HOLZMAISTERS Julieta	MB			290.0	265.0	9 JAN 2002	7	2	0	9	6.29
14	NIELSON RAMELLA Daniela Veronica C	OH			295.0	255.0	19 FEB 1998	17	0	2	19	13.29
15	TORINO Sabrina Yael L	L			260.0	230.0	23 MAY 1997	0	0	0	0	0.00
17	CORBALAN Maria de la Paz	OP			280.0	250.0	7 NOV 1998	18	0	2	20	13.99
19	GIRAUDO ESCURRA Camila	OH			280.0	255.0	3 APR 2002	8	0	1	9	6.29
Head Coach: Maria Laura VINCENTE					Assistant Coach: Maria Eugenia REQUI							

Results in these Games

Phase	Opponent	Sets	Points per Set
Pool B	CHN	0-3	22-25,21-25,24-26
Pool B	GER	0-3	22-25,22-25,16-25
9-12SF	COL	3-0	25-14,25-11,25-14

Legend:

%	Percent of total team scoring	(c)	Team Captain	BH	Both Handed	DSQ	Disqualified
Han.	Handedness	L	Libero	LH	Left Handed	MB	Middle Blocker
No.	Shirt number	OS	Opposite Spiker	Pos.	Playing position	RH	Right Handed
S	Setter	WS	Wing Spiker				



Team Competition List 出赛名单

As of SAT 05 AUG 2023 at 17:01

Match 24

IND vs COL

1st Referee: BENSIMON Royi Rafi (ISR) 2nd Referee: WANG Hao Juan (CHN)

IND - India

Team colour: White

No.	Name	Pos.	Han.	Height m /ft in	Highest Reach		Date of Birth	Tournament Totals				
					Spike cm	Block cm		Spike	Block	Serve	Total	%
1	KUMARI Sumedha L	L			255.0	245.0	7 JUN 1999	0	0	0	0	0.00
2	Mamali NAG	S			282.0	275.0	7 OCT 2003	0	0	0	0	0.00
3	ShibaniNI PRIYADARSHINI	OH			280.0	273.0	10 APR 2001	0	0	0	0	0.00
4	Veena KUMARAN	OH			285.0	277.0	18 NOV 1999	18	2	1	21	28.38
5	Arya KURIYEDATH	OP			297.0	282.0	30 JAN 2002	1	0	0	1	1.35
6	Roli PATHAK	OP			295.0	285.0	20 JUN 2002	13	2	1	16	21.62
7	SHUKLA Purna Dipakbhai C	MB			300.0	290.0	9 AUG 2002	10	0	0	10	13.51
8	Bothini RAJANGAM	OH			280.0	274.0	28 MAY 1999	14	1	0	15	20.27
9	Athira ROY	S			278.0	270.0	15 MAY 1997	0	0	0	0	0.00
10	Neha	OH			281.0	274.0	18 MAR 2001	5	0	0	5	6.76
12	PULLARI Ananya Sree	MB			299.0	288.0	8 OCT 2002	0	1	0	1	1.35
17	KOZHOTHTHAZHAM SHANOJ Sruthi Lakshmi	MB			298.0	286.0	8 MAR 2000	5	0	0	5	6.76
Head Coach: VISWAMBHARAN Anilkumar					Assistant Coach: SINGH Jagdeep							

Results in these Games

Phase	Opponent	Sets	Points per Set
Pool C	HKG	0-3	13-25, 12-25, 17-25
Pool C	ITA	0-3	12-25, 7-25, 10-25
9-12SF	TPE	0-3	9-25, 18-25, 20-25

COL - Colombia

Team colour: Red

No.	Name	Pos.	Han.	Height m /ft in	Highest Reach		Date of Birth	Tournament Totals				
					Spike cm	Block cm		Spike	Block	Serve	Total	%
2	CAMILA Alvarez Diez	MB			269	257	2 FEB 2000	0	1	2	3	3.90
3	DANIELA Valencia Santamaria C	S			280	264	12 MAY 1997	0	0	0	0	0.00
4	ANA MARIA Zapata Londono	S			270	261	20 SEP 2000	0	0	1	1	1.30
6	MARIA ISABEL Villa Castillo	MB			279	269	15 DEC 1999	3	0	3	6	7.79
8	ISABEL CRISTINA Hernandez Ardila	OP			276	258	22 AUG 2000	0	0	3	3	3.90
9	ELIZABETH Ramirez Vanegas L	L			282	269	28 MAR 2001	0	0	0	0	0.00
10	CATALINA Londono Castaneda	OH			279	263	2 JAN 1999	12	1	0	13	16.88
14	MARIANA Vasco Lopez	OH			284	270	3 MAR 2002	23	0	1	24	31.17
15	SOFIA Cuartas Pineres	OP			289	290	2 FEB 2004	24	1	2	27	35.06
16	SOFIA Restrepo Zapata	S			259	250	3 MAY 2001	0	0	0	0	0.00
Head Coach: HERNANDEZ ATEHORTUA Juan Camilo					Assistant Coach:							

Results in these Games

Phase	Opponent	Sets	Points per Set
Pool D	CZE	0-3	19-25, 20-25, 22-25
Pool D	JPN	0-3	9-25, 9-25, 7-25
9-12SF	ARG	0-3	14-25, 11-25, 14-25

Legend:

%	Percent of total team scoring	(c)	Team Captain	BH	Both Handed	DSQ	Disqualified
Han.	Handedness	L	Libero	LH	Left Handed	MB	Middle Blocker
No.	Shirt number	OS	Opposite Spiker	Pos.	Playing position	RH	Right Handed
S	Setter	WS	Wing Spiker				



Team Competition List 出赛名单

As of SAT 05 AUG 2023 at 19:29

Match 38

ITA vs CHN

1st Referee: CABRERA Celso Ricardo (ARG) 2nd Referee: GERARD Joseph (MAS)

ITA - Italy

Team colour: Dark Blue

No.	Name	Pos.	Han.	Height m /ft in	Highest Reach		Date of Birth	Tournament Totals				
					Spike cm	Block cm		Spike	Block	Serve	Total	%
2	PORRO Paolo	S			300.0	280.0	27 OCT 2001	5	4	3	12	4.82
3	HELD Tim	OH			348.0	335.0	17 APR 1998	12	1	2	15	6.02
6	POL Alberto	OH			350.0	340.0	4 MAR 2001	0	0	1	1	0.40
9	RECINE Francesco C	OH			348.0	335.0	7 FEB 1999	41	3	8	52	20.88
11	GARDINI Davide	OH			348.0	335.0	11 FEB 1999	9	1	0	10	4.02
13	CORTESIA Lorenzo	MB			340.0	320.0	26 JUL 1999	22	9	5	36	14.46
16	SALSI Nicola	OP			350.0	340.0	13 SEP 1997	0	0	0	0	0.00
24	CATANIA Damiano L	L			300.0	280.0	28 MAR 2001	0	0	0	0	0.00
25	VITELLI Marco	MB			340.0	320.0	4 APR 1996	6	6	0	12	4.82
27	CANESCHI Edoardo	MB			340.0	320.0	26 JAN 1997	9	7	1	17	6.83
29	MAGALINI Giulio	OH			348.0	335.0	14 AUG 2001	40	5	2	47	18.88
31	SALA Lorenzo	OP			349.0	335.0	15 SEP 2002	38	1	8	47	18.88
Head Coach: FANIZZA Vincenzo					Assistant Coach: LEONI Luca							

Results in these Games

Phase	Opponent	Sets	Points per Set
Pool D	TPE	3-0	25-15,25-13,25-16
Pool D	GER	2-3	20-25,25-20,25-23,21-25,13-15
Pool D	BRA	3-0	25-23,25-13,25-15
1-8QF	ARG	3-1	23-25,25-16,25-23,25-21

CHN - People's Republic of China

Team colour: Yellow

No.	Name	Pos.	Han.	Height m /ft in	Highest Reach		Date of Birth	Tournament Totals				
					Spike cm	Block cm		Spike	Block	Serve	Total	%
1	CHEN Leiyang	S			345.0	340.0	25 JAN 1999	0	0	0	0	0.00
2	WANG Hebin	S			339.0	334.0	27 JUN 1999	7	5	0	12	5.83
3	ZHANG Jingyin C	OH			361.0	356.0	20 DEC 1999	27	3	3	33	16.02
4	YU Yuntai	OH			346.0	341.0	3 DEC 1997	3	0	3	6	2.91
5	WANG Bin	OH			343.0	338.0	23 JUN 2001	20	3	1	24	11.65
6	DENG Xinpeng	OH			355.0	350.0	10 APR 2001	10	1	2	13	6.31
7	PENG Shikun	MB			359.0	354.0	26 AUG 2000	23	10	4	37	17.96
8	LI Yongzhen	MB			358.0	353.0	7 AUG 1998	8	5	1	14	6.80
9	WANG Dongchen	MB			351.0	346.0	1 JUN 2000	15	7	2	24	11.65
10	ZHANG Guanhua	OP			344.0	339.0	10 JUL 1997	24	3	4	31	15.05
11	YANG Yiming L	L			330.0	325.0	29 SEP 1999	0	0	0	0	0.00
12	HU Zhenzhuo	OP			340.0	335.0	25 JUN 2002	12	0	0	12	5.83
Head Coach: WU Sheng					Assistant Coach: SHEN Andong							

Results in these Games

Phase	Opponent	Sets	Points per Set
Pool C	JPN	3-0	35-33,25-19,25-23
Pool C	UKR	3-0	25-20,25-18,25-9
Pool C	AZE	3-0	25-17,25-20,25-19
1-8QF	POR	3-0	25-23,25-19,25-17

Legend:

%	Percent of total team scoring	(c)	Team Captain	BH	Both Handed	DSQ	Disqualified
Han.	Handedness	L	Libero	LH	Left Handed	MB	Middle Blocker
No.	Shirt number	OS	Opposite Spiker	Pos.	Playing position	RH	Right Handed
S	Setter	WS	Wing Spiker				



Team Competition List 出赛名单

As of SAT 05 AUG 2023 at 19:33

Match 39

ARG vs POR

1st Referee: SOKOL Katarzyna (POL) 2nd Referee: FADILI Ali (MAR)

ARG - Argentina

Team colour: Light Blue

No.	Name	Pos.	Han.	Height m /ft in	Highest Reach		Date of Birth	Tournament Totals				
					Spike cm	Block cm		Spike	Block	Serve	Total	%
2	CONDE BARRIOS Lucas	OH			326.0	295.0	6 OCT 2004	26	1	3	30	12.82
5	PONZIO Jonas Andres	OP			330.0	300.0	25 APR 2000	0	1	1	2	0.85
6	GOMEZ German Alfredo	OH			333.0	310.0	19 APR 2003	34	2	1	37	15.81
7	ROJAS Nahuel Agustin	OH			325.0	308.0	28 NOV 2003	5	2	5	12	5.13
8	SCARPA Tobias L	L			322.0	290.0	20 OCT 2001	0	0	0	0	0.00
9	DIAZ BOLLI Santiago Martin	S			320.0	290.0	24 APR 1998	0	0	0	0	0.00
12	BALAGUE Manuel C	OP			330.0	303.0	12 AUG 1998	51	7	10	68	29.06
13	GALLARDO Agustin Nicolas	MB			338.0	305.0	1 MAR 2001	6	1	3	10	4.27
14	SALAZAR TOMBION Imanol	MB			340.0	318.0	12 DEC 2003	19	6	0	25	10.68
20	SORIA Sergio Daniel	MB			338.0	305.0	20 APR 1997	21	5	1	27	11.54
21	NOVAS RUIZ Ignacio	OH			331.0	292.0	7 DEC 1998	0	0	0	0	0.00
77	GIRAUDO ESCURRA Matias	S			342.0	302.0	13 MAR 1998	6	13	4	23	9.83

Head Coach: DARRAIDOU Santiago Pedro

Assistant Coach: PEREIRA Pablo

Results in these Games

Phase	Opponent	Sets	Points per Set
Pool B	IND	3-0	25-19,27-25,25-19
Pool B	CZE	3-0	25-16,25-18,25-18
Pool B	IRI	3-0	25-19,44-42,25-19
1-8QF	ITA	1-3	25-23,16-25,23-25,21-25

POR - Portugal

Team colour: White

No.	Name	Pos.	Han.	Height m /ft in	Highest Reach		Date of Birth	Tournament Totals				
					Spike cm	Block cm		Spike	Block	Serve	Total	%
2	FERNANDES SAMPAIO Marco Joao	OH			330.0	320.0	27 MAR 2001	0	0	0	0	0.00
5	NOGUEIRA GOMES Goncalo	OH			305.0	295.0	28 MAR 2003	0	0	0	0	0.00
7	TEIXEIRA BELO MARQUES Nuno Filipe	OH			0.0	0.0	6 JUN 2003	73	3	3	79	40.93
8	PEIXOTO FIGUEIREDO Manuel	OP			0.0	0.0	10 SEP 2003	30	6	0	36	18.65
9	CAMPOS AZENHA Miguel L	L			300.0	299.0	24 JUL 2004	0	0	0	0	0.00
10	DA CRUZ BRITO Eduardo Antonio	MB			0.0	0.0	10 MAY 2003	14	7	0	21	10.88
12	BRAGA MONTEIRO Paulo Daniel	OH			330.0	320.0	13 APR 2003	6	1	0	7	3.63
14	ALMEIDA CAVALCANTI Gustavo	OH			345.0	327.0	3 FEB 2001	16	3	0	19	9.84
15	NOGUEIRA NEVES PEREIRA POMBEIRO F.. C	S			350.0	315.0	14 JUN 1996	2	0	2	4	2.07
17	CONCEICAO DIAS Bruno	S			305.0	280.0	25 JUL 2003	4	3	4	11	5.70
18	FONSECA NEVES OLIVEIRA Bernardo	MB			330.0	300.0	13 DEC 2002	10	6	0	16	8.29

Head Coach: TEIXEIRA DA SILVA Hugo Armando

Assistant Coach: DA CUNHA ANTUNES Leandro Vitor

Results in these Games

Phase	Opponent	Sets	Points per Set
Pool A	POL	0-3	12-25,15-25,20-25
Pool A	KOR	3-1	19-25,25-22,25-22,27-25
Pool A	HKG	3-0	25-22,29-27,25-19
1-8QF	CHN	0-3	23-25,19-25,17-25

Legend:

% Percent of total team scoring
Han. Handedness
No. Shirt number
S Setter

(c) Team Captain
L Libero
OS Opposite Spiker
WS Wing Spiker

BH Both Handed
LH Left Handed
Pos. Playing position

DSQ Disqualified
MB Middle Blocker
RH Right Handed



Team Competition List

出赛名单

As of SAT 05 AUG 2023 at 19:29

Match 40

IND vs HKG

1st Referee: GOU Ming (CHN)

2nd Referee: WANG Yeh (TPE)

IND - India

Team colour: White

No.	Name	Pos.	Han.	Height m /ft in	Highest Reach		Date of Birth	Tournament Totals				
					Spike cm	Block cm		Spike	Block	Serve	Total	%
1	KUMAR Aman	OH			352.0	328.0	10 JAN 2004	35	1	7	43	18.94
2	NANDISH Dushyanth	MB			350.0	328.0	18 MAY 2001	7	8	0	15	6.61
3	PANDIYARAJ Aswath	S			340.0	317.0	27 MAR 2003	0	0	0	0	0.00
4	CHOUDHARY Tanish L	L			353.0	329.0	21 NOV 2004	0	0	0	0	0.00
5	JASKARAN SINGH	OP			340.0	326.0	11 SEP 1999	0	0	0	0	0.00
7	CHAUDHARY Sameer	S			345.0	318.0	29 JUL 2003	19	4	4	27	11.89
8	SAWAN	OH			350.0	326.0	27 OCT 1996	0	0	0	0	0.00
10	GIRI Harshit	OP			341.0	325.0	2 SEP 2003	40	3	1	44	19.38
11	SINGH Dushyant C	MB			349.0	327.0	3 DEC 2003	21	6	0	27	11.89
12	BANJARA Surya Prakash L	L			298.0	278.0	11 JAN 2003	1	0	0	1	0.44
13	SAHAYA ANTHONI RAJ Santhosh	OH			350.0	322.0	27 OCT 2000	58	3	2	63	27.75
14	JASJODH Singh	MB			351.0	330.0	22 AUG 2002	4	2	1	7	3.08
Head Coach: DAKSHINAMOORTHY Sundarasan					Assistant Coach: RAJESH Kumar							

**Results in
these Games**

Phase	Opponent	Sets	Points per Set
Pool B	ARG	0-3	19-25,25-27,19-25
Pool B	IRI	0-3	19-25,16-25,18-25
Pool B	CZE	3-1	25-17,18-25,25-15,25-17
9-16SF	BRA	2-3	25-21,23-25,25-20,19-25,13-15

HKG - Hong Kong, China

Team colour: Red

No.	Name	Pos.	Han.	Height m /ft in	Highest Reach		Date of Birth	Tournament Totals				
					Spike cm	Block cm		Spike	Block	Serve	Total	%
3	CHIU Curtis Yuheng L	L			305.0	290.0	26 MAR 2001	0	0	0	0	0.00
4	LEUNG Ho Yin	OH			330.0	320.0	26 SEP 1998	13	0	1	14	9.46
5	WAN Ka Nam	OH			325.0	320.0	17 OCT 2003	13	0	3	16	10.81
7	KWAN Cheuk Hang	S			320.0	315.0	20 DEC 1997	0	0	0	0	0.00
8	POON Chi Leung	MB			330.0	310.0	30 JAN 1997	17	4	0	21	14.19
9	AU Chin To C	OH			330.0	320.0	13 FEB 1996	11	3	0	14	9.46
10	TAM Chun Ho Damian	OP			340.0	330.0	20 APR 2001	32	4	3	39	26.35
11	LAM Sze Lok	MB			325.0	320.0	29 MAR 2003	3	4	0	7	4.73
12	CHING Hon Lam	S			320.0	315.0	25 JAN 2001	4	2	0	6	4.05
17	LAM Yin Chun	OH			340.0	320.0	11 APR 2001	9	0	1	10	6.76
19	SIO Ka Yiu	MB			330.0	320.0	27 NOV 2002	5	4	0	9	6.08
20	CHEUNG Ngai Yiu	OH			335.0	325.0	27 OCT 2002	9	3	0	12	8.11
Head Coach: YAU HOK Chun					Assistant Coach: POON WAI King							

**Results in
these Games**

Phase	Opponent	Sets	Points per Set
Pool A	KOR	0-3	13-25,19-25,12-25
Pool A	POL	0-3	11-25,19-25,14-25
Pool A	POR	0-3	22-25,27-29,19-25
9-16SF	JPN	0-3	19-25,21-25,19-25

Legend:

% Percent of total team scoring
Han. Handedness
No. Shirt number
S Setter

(c) Team Captain
L Libero
OS Opposite Spiker
WS Wing Spiker

BH Both Handed
LH Left Handed
Pos. Playing position

DSQ Disqualified
MB Middle Blocker
RH Right Handed



Team Competition List 出赛名单

As of SAT 05 AUG 2023 at 19:29

Match 25

GER vs ITA

1st Referee: GOVENDER Dhevan (RSA) 2nd Referee: HARIZ Abderazek (TUN)

GER - Germany

Team colour: Black

No.	Name	Pos.	Han.	Height m /ft in	Highest Reach		Date of Birth	Tournament Totals				
					Spike cm	Block cm		Spike	Block	Serve	Total	%
1	AGBORTABI Vanessa	OH			310.0	300.0	4 DEC 1998	13	2	1	16	7.92
8	FERNAU Pia	S			310.0	300.0	24 SEP 2002	1	0	0	1	0.50
20	WESKE Emilia Franziska	OP			311.0	300.0	26 MAR 2001	27	4	0	31	15.35
26	HOLZIG Annegret C	OH			310.0	300.0	29 MAY 1997	36	3	9	48	23.76
28	KELLER Luisa Theresa	OH			310.0	300.0	25 AUG 2001	11	2	1	14	6.93
29	LEWELING Pia	OH			310.0	300.0	4 JAN 1998	20	0	2	22	10.89
35	VAN CLEWE Luisa	MB			310.0	300.0	24 FEB 2003	9	3	2	14	6.93
36	SILGE Wiebke Hildegard	MB			310.0	300.0	16 JUL 1996	13	5	1	19	9.41
37	KUHL Alexia Hope	MB			310.0	300.0	11 AUG 2001	7	2	0	9	4.46
40	JATZKO Romy-Aylin Verena	OH			310.0	300.0	26 JAN 2000	21	1	0	22	10.89
43	KOHN Hannah Elisabeth	S			310.0	300.0	18 JUN 2003	2	2	2	6	2.97
46	NESTLER Patricia Michaela L	L			300.0	285.0	17 MAY 2001	0	0	0	0	0.00
Head Coach: NEUBAUER Nicki					Assistant Coach: BITTER Konstantin							

Results in these Games

Phase	Opponent	Sets	Points per Set
Pool B	CHN	1-3	25-11,11-25,15-25,13-25
Pool B	ARG	3-0	25-22,25-22,25-16
1-8QF	JPN	0-3	21-25,16-25,13-25
5-8SF	HKG	3-0	25-14,25-15,25-13

ITA - Italy

Team colour: Light Blue

No.	Name	Pos.	Han.	Height m /ft in	Highest Reach		Date of Birth	Tournament Totals				
					Spike cm	Block cm		Spike	Block	Serve	Total	%
5	BATTISTONI Ilaria C	S			300.0	290.0	22 APR 1996	0	1	1	2	0.85
22	PANETONI Sara L	L			294.0	288.0	6 MAY 2000	4	0	0	4	1.71
25	GARDINI Beatrice	OH			310.0	297.0	1 APR 2003	33	5	1	39	16.67
26	DIOP Bintou	OP			322.0	300.0	2 MAR 2002	45	9	6	60	25.64
27	CARLETTI Federica	OH			305.0	295.0	14 MAR 2000	16	0	1	17	7.26
28	FROSINI Giorgia	OP			318.0	298.0	29 NOV 2002	6	0	1	7	2.99
29	PIVA Rebecca	OH			300.0	290.0	1 MAY 2001	17	2	2	21	8.97
33	MORELLO Rachele	S			302.0	296.0	7 NOV 2000	4	1	1	6	2.56
34	NWAKALOR LINDA NKIRUKA	MB			314.0	300.0	12 SEP 2002	18	7	7	32	13.68
35	CECCONELLO Agnese	MB			310.0	300.0	6 NOV 1999	13	7	2	22	9.40
36	CAGNIN Emma	OH			309.0	296.0	26 JUN 2002	11	2	4	17	7.26
38	SARTORI Benedetta Maria	MB			304.0	297.0	14 APR 2001	4	3	0	7	2.99
Head Coach: BELTRAMI Alessandro					Assistant Coach: SINIBALDI Marco							

Results in these Games

Phase	Opponent	Sets	Points per Set
Pool C	IND	3-0	25-12,25-7,25-10
Pool C	HKG	3-0	25-12,25-14,25-15
1-8QF	POL	1-3	22-25,25-27,25-16,16-25
5-8SF	CZE	3-1	24-26,28-26,25-20,25-19

Legend:

%	Percent of total team scoring	(c)	Team Captain	BH	Both Handed	DSQ	Disqualified
Han.	Handedness	L	Libero	LH	Left Handed	MB	Middle Blocker
No.	Shirt number	OS	Opposite Spiker	Pos.	Playing position	RH	Right Handed
S	Setter	WS	Wing Spiker				



Team Competition List 出赛名单

As of SAT 05 AUG 2023 at 19:16

Match 26

HKG vs CZE

1st Referee: VALENTAR Bernard (SLO) 2nd Referee: SZABI ALEXI Paul Catalin (ROU)

HKG - Hong Kong, China

Team colour: White

No.	Name	Pos.	Han.	Height m /ft in	Highest Reach		Date of Birth	Tournament Totals				
					Spike cm	Block cm		Spike	Block	Serve	Total	%
2	CHAN Ming Wai	OH			277.0	270.0	26 MAR 1998	19	2	3	24	15.89
4	NG Wing Laam	OP			280.0	275.0	25 MAR 2000	0	0	0	0	0.00
5	HO Kin Yiu	MB			284.0	279.0	4 MAR 1996	3	2	0	5	3.31
6	WONG Sze Wing	S			270.0	265.0	19 JAN 1999	3	2	0	5	3.31
7	SHUM Lam	OP			280.0	275.0	7 JUL 2000	20	0	0	20	13.25
8	CHIM Wing Lam C	OH			288.0	278.0	8 NOV 1997	41	3	1	45	29.80
10	TSE Lai Lam	OH			275.0	270.0	29 NOV 2002	3	0	0	3	1.99
12	YIM Wing Ni	MB			285.0	280.0	30 JUL 2000	11	7	3	21	13.91
14	SUEN Yee Tung	S			277.0	270.0	22 JUL 2000	8	1	0	9	5.96
15	LAM Tsz Ching Phyllis	OH			283.0	275.0	3 MAY 2003	3	0	1	4	2.65
17	FONG Ka Yi	MB			285.0	280.0	27 JUL 2002	13	1	1	15	9.93
18	CHEUNG Hiu Nok Michelle L	L			265.0	255.0	24 JAN 2001	0	0	0	0	0.00
Head Coach: CHAN SHIU KI Edward					Assistant Coach: YU Ying Chi							

Results in these Games

Phase	Opponent	Sets	Points per Set
Pool C	IND	3-0	25-13, 25-12, 25-17
Pool C	ITA	0-3	12-25, 14-25, 15-25
1-8QF	BRA	0-3	14-25, 20-25, 16-25
5-8SF	GER	0-3	14-25, 15-25, 13-25

CZE - Czech Republic

Team colour: Red

No.	Name	Pos.	Han.	Height m /ft in	Highest Reach		Date of Birth	Tournament Totals				
					Spike cm	Block cm		Spike	Block	Serve	Total	%
2	VIRTOVA Veronika	OP			286.0	280.0	3 SEP 2002	10	0	1	11	5.76
4	CHALOUPKOVA Barbora	S			283.0	278.0	4 JUL 2003	0	0	2	2	1.05
6	SMIDOVA Nicole	S			292.0	285.0	20 MAR 1999	7	0	0	7	3.66
8	KUNIKOVA Katerina	OP			287.0	282.0	11 JUN 2001	42	1	3	46	24.08
9	SVOBODOVA Eva C	OP			295.0	287.0	6 MAY 1997	41	3	5	49	25.65
10	BENEDIKTOVA Adela	MB			291.0	287.0	27 JUN 2000	1	0	1	2	1.05
11	GRABOVSKA Kveta	S			310.0	285.0	29 MAY 2002	0	0	2	2	1.05
12	DLOUHA Michaela	MB			302.0	295.0	7 NOV 2003	18	13	3	34	17.80
14	KOLAROVA Lucie L	L			279.0	270.0	2 SEP 2000	0	0	0	0	0.00
15	KNEIFLOVA Ema	MB			305.0	293.0	22 JUN 2002	12	8	2	22	11.52
19	WEIDENTHALEROVA Aneta	OP			288.0	283.0	22 JAN 1999	0	0	0	0	0.00
27	KALHOUSOVA Lucie	OH			303.0	291.0	14 MAY 1996	12	3	1	16	8.38
Head Coach: MAREK Ondrej					Assistant Coach: KRPAC Radek							

Results in these Games

Phase	Opponent	Sets	Points per Set
Pool D	COL	3-0	25-19, 25-20, 25-22
Pool D	JPN	0-3	17-25, 14-25, 21-25
1-8QF	CHN	0-3	17-25, 16-25, 16-25
5-8SF	ITA	1-3	26-24, 26-28, 20-25, 19-25

Legend:

% Percent of total team scoring
Han. Handedness
No. Shirt number
S Setter

(c) Team Captain
L Libero
OS Opposite Spiker
WS Wing Spiker

BH Both Handed
LH Left Handed
Pos. Playing position

DSQ Disqualified
MB Middle Blocker
RH Right Handed



Team Competition List

出赛名单

As of SUN 06 AUG 2023 at 14:41

Match 41

UKR vs POR

1st Referee: PEREIRA FELICIANO Fabricio (BRA) **2nd Referee:** SCHIMPL Igor (SVK)

UKR - Ukraine

Team colour: Yellow

No.	Name	Pos.	Han.	Height m /ft in	Highest Reach		Date of Birth	Tournament Totals				
					Spike cm	Block cm		Spike	Block	Serve	Total	%
1	OSTAPENKO Volodymyr	MB			340.0	320.0	28 JUL 1998	11	6	0	17	7.14
3	RIABOV Serhii	S			300.0	315.0	3 JUN 1999	1	0	0	1	0.42
7	YANCHUK Dmytro C	S			330.0	310.0	19 MAY 1999	47	6	4	57	23.95
8	STEBLETSKYI Andrii	S			340.0	320.0	29 NOV 2000	10	2	4	16	6.72
9	KRYVOBOK Ivan	MB			330.0	310.0	27 MAY 1999	32	1	3	36	15.13
11	STEPOVYI Yevhenii	OP			320.0	300.0	15 APR 2002	16	3	1	20	8.40
13	KLEPKO Heorhii	S			340.0	320.0	12 FEB 1997	13	5	3	21	8.82
21	PAMPUSHKO Yaroslav L	L			280.0	260.0	11 NOV 2001	0	0	0	0	0.00
23	VELETSKYI Denys	S			345.0	330.0	15 JAN 2000	9	1	0	10	4.20
25	MAZENKO Bohdan	MB			340.0	325.0	18 MAY 1996	3	1	0	4	1.68
30	MISHCHENKO Serhii	S			325.0	305.0	30 NOV 2000	15	1	1	17	7.14
42	URYVKIN Danylo	OP			340.0	320.0	27 MAY 2001	33	3	3	39	16.39
Head Coach: KOVALENKO Sergiy					Assistant Coach: TSYLIURA Oleksandr							

Results in these Games

Phase	Opponent	Sets	Points per Set
Pool C	AZE	3-0	25-21,25-20,25-21
Pool C	CHN	0-3	20-25,18-25,9-25
Pool C	JPN	3-1	25-23,20-25,25-20,25-20
1-8QF	POL	0-3	20-25,16-25,19-25
5-8SF	GER	0-3	18-25,22-25,14-25

POR - Portugal

Team colour: Red

No.	Name	Pos.	Han.	Height m /ft in	Highest Reach		Date of Birth	Tournament Totals				
					Spike cm	Block cm		Spike	Block	Serve	Total	%
2	FERNANDES SAMPAIO Marco Joao	OH			330.0	320.0	27 MAR 2001	0	0	0	0	0.00
5	NOGUEIRA GOMES Goncalo	OH			305.0	295.0	28 MAR 2003	0	0	0	0	0.00
7	TEIXEIRA BELO MARQUES Nuno Filipe	OH			0.0	0.0	6 JUN 2003	86	4	4	94	41.41
8	PEIXOTO FIGUEIREDO Manuel	OP			0.0	0.0	10 SEP 2003	35	7	1	43	18.94
9	CAMPOS AZENHA Miguel L	L			300.0	299.0	24 JUL 2004	0	0	0	0	0.00
10	DA CRUZ BRITO Eduardo Antonio	MB			0.0	0.0	10 MAY 2003	15	11	0	26	11.45
12	BRAGA MONTEIRO Paulo Daniel	OH			330.0	320.0	13 APR 2003	6	1	0	7	3.08
14	ALMEIDA CAVALCANTI Gustavo	OH			345.0	327.0	3 FEB 2001	20	3	0	23	10.13
15	NOGUEIRA NEVES PEREIRA POMBEIRO F.. C	S			350.0	315.0	14 JUN 1996	2	1	2	5	2.20
17	CONCEICAO DIAS Bruno	S			305.0	280.0	25 JUL 2003	4	3	4	11	4.85
18	FONSECA NEVES OLIVEIRA Bernardo	MB			330.0	300.0	13 DEC 2002	11	7	0	18	7.93
Head Coach: TEIXEIRA DA SILVA Hugo Armando					Assistant Coach: DA CUNHA ANTUNES Leandro Vitor							

Results in these Games

Phase	Opponent	Sets	Points per Set
Pool A	POL	0-3	12-25,15-25,20-25
Pool A	KOR	3-1	19-25,25-22,25-22,27-25
Pool A	HKG	3-0	25-22,29-27,25-19
1-8QF	CHN	0-3	23-25,19-25,17-25
5-8SF	ARG	0-3	21-25,19-25,18-25

Legend:

%	Percent of total team scoring	(c)	Team Captain	BH	Both Handed	DSQ	Disqualified
Han.	Handedness	L	Libero	LH	Left Handed	MB	Middle Blocker
No.	Shirt number	OS	Opposite Spiker	Pos.	Playing position	RH	Right Handed
S	Setter	WS	Wing Spiker				



Team Competition List 出赛名单

As of SUN 06 AUG 2023 at 14:38

Match 42

TPE vs JPN

1st Referee: SZYDLOWSKI Robert Karol (AUS) 2nd Referee: THORNBURGH William (USA)

TPE - Chinese Taipei

Team colour: Blue

No.	Name	Pos.	Han.	Height m /ft in	Highest Reach		Date of Birth	Tournament Totals				
					Spike cm	Block cm		Spike	Block	Serve	Total	%
1	KO Kai-Jie	S			330.0	320.0	25 OCT 1998	5	1	0	6	2.21
2	JHANG Yun-Liang L	L			280.0	275.0	28 AUG 1998	0	0	0	0	0.00
4	CHEN Cheng-Chi	MB			340.0	325.0	29 JAN 1999	32	9	0	41	15.13
7	JACKMAN Rayshon Nehemiah	OH			320.0	315.0	30 MAR 2002	24	4	2	30	11.07
8	LEI No	OH			320.0	329.0	29 OCT 2002	1	0	0	1	0.37
9	HUNG Jung-Fa	OP			325.0	320.0	22 NOV 2000	3	0	0	3	1.11
10	LIN Jin-Long	MB			348.0	330.0	19 JAN 2001	11	7	0	18	6.64
12	SUNG Po-Ting C	OH			320.0	315.0	2 SEP 1998	19	1	5	25	9.23
14	CHANG Yu-Sheng	OP			345.0	325.0	30 MAR 2000	95	11	7	113	41.70
15	LIN Chien	S			335.0	324.0	4 APR 2002	1	4	0	5	1.85
19	TSENG Hsiang-ming	OH			350.0	330.0	16 FEB 2002	25	3	1	29	10.70
Head Coach: MORO Branislav					Assistant Coach: MARKOVIC Filip							

Results in these Games

Phase	Opponent	Sets	Points per Set
Pool D	ITA	0-3	15-25,13-25,16-25
Pool D	BRA	3-0	25-23,25-20,31-29
Pool D	GER	0-3	21-25,20-25,20-25
9-16SF	CZE	3-2	22-25,25-18,27-25,16-25,18-16
9-12SF	KOR	2-3	17-25,25-16,23-25,25-21,7-15

JPN - Japan

Team colour: Black

No.	Name	Pos.	Han.	Height m /ft in	Highest Reach		Date of Birth	Tournament Totals				
					Spike cm	Block cm		Spike	Block	Serve	Total	%
1	YAMAMOTO Ryu C	S			325.0	315.0	23 SEP 2000	2	0	1	3	0.99
2	ONIKI Ren	MB			344.0	320.0	28 AUG 2000	11	3	0	14	4.62
4	MIZUMACHI Taito	OH			325.0	315.0	7 SEP 2001	45	2	3	50	16.50
5	SOMENO Hikaru	OH			335.0	315.0	3 JUL 2001	29	1	1	31	10.23
6	YAMADA Daiki	OH			345.0	320.0	7 AUG 2001	8	0	0	8	2.64
7	KAI Kotaro	OH			330.0	315.0	5 NOV 2001	77	2	7	86	28.38
8	NAKASHIMA Kento	OH			310.0	300.0	15 OCT 2001	1	2	1	4	1.32
9	FUJIWARA Naoya	OH			345.0	320.0	24 DEC 2001	44	4	1	49	16.17
10	TAKAKI Keishiro L	L			297.0	280.0	3 SEP 2001	0	0	0	0	0.00
13	KAWAGUCHI Shuto	OH			340.0	320.0	9 AUG 2000	14	0	2	16	5.28
14	TARUMI Yuga	OH			350.0	330.0	2 NOV 2000	7	1	2	10	3.30
16	YASUHARA Dai	MB			347.0	312.0	14 AUG 2001	22	6	4	32	10.56
Head Coach: YAMAMOTO Kenji					Assistant Coach: NAKATA Manabu							

Results in these Games

Phase	Opponent	Sets	Points per Set
Pool C	CHN	0-3	33-35,19-25,23-25
Pool C	AZE	3-0	25-17,25-14,25-18
Pool C	UKR	1-3	23-25,25-20,20-25,20-25
9-16SF	HKG	3-0	25-19,25-21,25-19
9-12SF	BRA	2-3	20-25,25-27,25-18,25-15,14-16

Legend:

%	Percent of total team scoring	(c)	Team Captain	BH	Both Handed	DSQ	Disqualified
Han.	Handedness	L	Libero	LH	Left Handed	MB	Middle Blocker
No.	Shirt number	OS	Opposite Spiker	Pos.	Playing position	RH	Right Handed
S	Setter	WS	Wing Spiker				



Team Competition List 出赛名单

As of SUN 06 AUG 2023 at 14:05

Match 43

CZE vs IND

1st Referee: SEROLE Edgar (BOT)

2nd Referee: ZULFUGAROV Eldar (AZE)

CZE - Czech Republic

Team colour: White

No.	Name	Pos.	Han.	Height m /ft in	Highest Reach		Date of Birth	Tournament Totals				
					Spike cm	Block cm		Spike	Block	Serve	Total	%
2	SULC Radim	S			331.0	313.0	29 OCT 1999	0	1	0	1	0.37
4	DVORAK Jakub	OP			350.0	330.0	20 FEB 1998	28	4	1	33	12.09
7	SULC Marek C	OH			343.0	320.0	15 FEB 1998	23	1	0	24	8.79
8	KUNC Tomas L	L			310.0	295.0	18 OCT 1997	0	0	0	0	0.00
9	PISKACEK Ondrej	S			334.0	320.0	23 JAN 1999	4	1	4	9	3.30
10	RIMAL Daniel	OP			342.0	320.0	11 OCT 1996	34	6	2	42	15.38
11	SABRT Martin	MB			356.0	335.0	31 AUG 2000	6	11	3	20	7.33
14	JANECKA Jakub	MB			335.0	320.0	6 APR 1997	1	1	0	2	0.73
18	SVOBODA Jan	OP			345.0	335.0	30 JUL 2000	28	7	4	39	14.29
19	SUDA Radek	OH			348.0	320.0	20 NOV 1998	53	5	3	61	22.34
20	TROJANOWICZ Lukas	MB			355.0	340.0	4 JUL 2000	22	12	1	35	12.82
21	DRAHONOVSKY Matous	OH			346.0	236.0	7 MAY 2001	6	1	0	7	2.56
Head Coach: LUBOMIR Vasina					Assistant Coach: MELICHALEK Zdenek							

Results in these Games

Phase	Opponent	Sets	Points per Set
Pool B	IRI	3-2	17-25, 25-22, 19-25, 25-23, 15-13
Pool B	ARG	0-3	16-25, 18-25, 18-25
Pool B	IND	1-3	17-25, 25-18, 15-25, 17-25
9-16SF	TPE	2-3	25-22, 18-25, 25-27, 25-16, 16-18
13-16SF	AZE	3-0	25-15, 28-26, 25-23

IND - India

Team colour: Blue/Blue

No.	Name	Pos.	Han.	Height m /ft in	Highest Reach		Date of Birth	Tournament Totals				
					Spike cm	Block cm		Spike	Block	Serve	Total	%
1	KUMAR Aman	OH			352.0	328.0	10 JAN 2004	37	2	8	47	15.46
2	NANDISH Dushyanth	MB			350.0	328.0	18 MAY 2001	7	9	0	16	5.26
3	PANDIYARAJ Aswath	S			340.0	317.0	27 MAR 2003	0	0	0	0	0.00
4	CHOUDHARY Tanish L	L			353.0	329.0	21 NOV 2004	0	0	0	0	0.00
5	JASKARAN SINGH	OP			340.0	326.0	11 SEP 1999	0	0	0	0	0.00
7	CHAUDHARY Sameer	S			345.0	318.0	29 JUL 2003	22	7	7	36	11.84
8	SAWAN	OH			350.0	326.0	27 OCT 1996	10	0	0	10	3.29
10	GIRI Harshit	OP			341.0	325.0	2 SEP 2003	52	6	2	60	19.74
11	SINGH Dushyant C	MB			349.0	327.0	3 DEC 2003	30	7	0	37	12.17
12	BANJARA Surya Prakash L	L			298.0	278.0	11 JAN 2003	1	0	0	1	0.33
13	SAHAYA ANTHONI RAJ Santhosh	OH			350.0	322.0	27 OCT 2000	76	3	2	81	26.64
14	JASJODH Singh	MB			351.0	330.0	22 AUG 2002	11	3	2	16	5.26
Head Coach: DAKSHINAMOORTHY Sundarasan					Assistant Coach: RAJESH Kumar							

Results in these Games

Phase	Opponent	Sets	Points per Set
Pool B	ARG	0-3	19-25, 25-27, 19-25
Pool B	IRI	0-3	19-25, 16-25, 18-25
Pool B	CZE	3-1	25-17, 18-25, 25-15, 25-17
9-16SF	BRA	2-3	25-21, 23-25, 25-20, 19-25, 13-15
13-16SF	HKG	3-1	19-25, 26-24, 26-24, 25-16

Legend:

% Percent of total team scoring
Han. Handedness
No. Shirt number
S Setter

(c) Team Captain
L Libero
OS Opposite Spiker
WS Wing Spiker

BH Both Handed
LH Left Handed
Pos. Playing position

DSQ Disqualified
MB Middle Blocker
RH Right Handed



Team Competition List 出赛名单

As of SUN 06 AUG 2023 at 14:19

Match 44

AZE vs HKG

1st Referee: KRTICKA Jan (CZE)

2nd Referee: CHUNG Ching Ju (TPE)

AZE - Azerbaijan

Team colour: Blue

No.	Name	Pos.	Han.	Height m /ft in	Highest Reach		Date of Birth	Tournament Totals				
					Spike cm	Block cm		Spike	Block	Serve	Total	%
2	AZIMOV Javid	OP			290.0	275.0	12 APR 1999	24	2	3	29	15.68
4	AGHAZADA Agil C	OP			340.0	320.0	19 APR 1998	17	1	0	18	9.73
5	ALIYEV Ruslan	OH			350.0	340.0	28 FEB 2001	21	0	2	23	12.43
6	ALIYEV Rashad	OH			170.0	210.0	1 APR 2004	0	0	0	0	0.00
7	GURSKII Roman	S			295.0	285.0	21 JUL 2001	8	3	3	14	7.57
8	NIKULENKO Yegor	MB			332.0	315.0	22 MAR 2001	19	6	2	27	14.59
10	BUNYATOV Yusif	OP			345.0	330.0	3 AUG 2004	34	3	0	37	20.00
11	AGHABAYOV Ramazan	MB			355.0	340.0	31 AUG 2000	11	0	1	12	6.49
12	JENKEL Ferhat L	L			295.0	280.0	18 DEC 2003	0	0	0	0	0.00
13	RUSTAMOV Ali	MB			355.0	340.0	25 JUN 2003	1	0	0	1	0.54
14	DUNYAMALIYEV Sanan	OH			310.0	295.0	2 NOV 1998	14	0	0	14	7.57
23	DARYAYEV Farda	MB			360.0	345.0	14 JAN 2002	7	2	1	10	5.41
Head Coach: JALALOV Farid					Assistant Coach: GAHRAMANOV Dilgam							

Results in these Games

Phase	Opponent	Sets	Points per Set
Pool C	UKR	0-3	21-25,20-25,21-25
Pool C	JPN	0-3	17-25,14-25,18-25
Pool C	CHN	0-3	17-25,20-25,19-25
9-16SF	KOR	0-3	21-25,17-25,19-25
13-16SF	CZE	0-3	15-25,26-28,23-25

HKG - Hong Kong, China

Team colour: White

No.	Name	Pos.	Han.	Height m /ft in	Highest Reach		Date of Birth	Tournament Totals				
					Spike cm	Block cm		Spike	Block	Serve	Total	%
3	CHIUI Curtis Yuheng L	L			305.0	290.0	26 MAR 2001	0	0	0	0	0.00
4	LEUNG Ho Yin	OH			330.0	320.0	26 SEP 1998	17	0	1	18	8.49
5	WAN Ka Nam	OH			325.0	320.0	17 OCT 2003	23	1	3	27	12.74
7	KWAN Cheuk Hang	S			320.0	315.0	20 DEC 1997	0	0	1	1	0.47
8	POON Chi Leung	MB			330.0	310.0	30 JAN 1997	18	4	0	22	10.38
9	AU Chin To C	OH			330.0	320.0	13 FEB 1996	23	5	0	28	13.21
10	TAM Chun Ho Damian	OP			340.0	330.0	20 APR 2001	52	4	4	60	28.30
11	LAM Sze Lok	MB			325.0	320.0	29 MAR 2003	7	5	1	13	6.13
12	CHING Hon Lam	S			320.0	315.0	25 JAN 2001	6	2	0	8	3.77
17	LAM Yin Chun	OH			340.0	320.0	11 APR 2001	11	0	1	12	5.66
19	SIO Ka Yiu	MB			330.0	320.0	27 NOV 2002	6	5	0	11	5.19
20	CHEUNG Ngai Yiu	OH			335.0	325.0	27 OCT 2002	9	3	0	12	5.66
Head Coach: YAU HOK Chun					Assistant Coach: POON WAI King							

Results in these Games

Phase	Opponent	Sets	Points per Set
Pool A	KOR	0-3	13-25,19-25,12-25
Pool A	POL	0-3	11-25,19-25,14-25
Pool A	POR	0-3	22-25,27-29,19-25
9-16SF	JPN	0-3	19-25,21-25,19-25
13-16SF	IND	1-3	25-19,24-26,24-26,16-25

Legend:

% Percent of total team scoring
Han. Handedness
No. Shirt number
S Setter

(c) Team Captain
L Libero
OS Opposite Spiker
WS Wing Spiker

BH Both Handed
LH Left Handed
Pos. Playing position

DSQ Disqualified
MB Middle Blocker
RH Right Handed



Team Competition List 出赛名单

As of SUN 06 AUG 2023 at 15:56

Match 27

BRA vs POL

1st Referee: WANG Hao Juan (CHN) 2nd Referee: MARITNEZ MENDOZA Cinthya Ines (COL)

BRA - Brazil

Team colour: Yellow

No.	Name	Pos.	Han.	Height m /ft in	Highest Reach		Date of Birth	Tournament Totals				
					Spike cm	Block cm		Spike	Block	Serve	Total	%
1	Bruna GONZAGA DE CARVALHO	OH			291.0	285.0	14 APR 2001	1	0	0	1	0.37
4	Jussara Maria TIAGO DA SILVA	MB			300.0	295.0	14 JUN 1996	36	10	5	51	18.75
5	Natalia PEREIRA DANIELSKI	OH			292.0	280.0	5 DEC 1999	6	1	0	7	2.57
6	Sabrina DE JESUS MACHADO	OH			305.0	288.0	9 APR 1996	56	5	5	66	24.26
7	Lais CRUZ DE LIMA L	L			260.0	240.0	17 SEP 1997	0	0	0	0	0.00
8	Lenara BARROS BAIJO	MB			297.0	289.0	31 JUL 2001	3	7	1	11	4.04
9	Lyara BATISTA MEDEIROS C	S			295.0	285.0	19 SEP 1996	1	3	4	8	2.94
10	Sabrina LEANDRO GROTH	OH			297.0	285.0	7 JUN 2000	21	4	6	31	11.40
11	Maria Eduarda LIMA DE OLIVEIRA	OH			300.0	290.0	13 MAY 1999	9	0	0	9	3.31
13	Camila MESQUITA DOS SANTOS	OP			296.0	284.0	27 FEB 2000	61	5	1	67	24.63
14	Mikaella DA SILVA COSTA	S			290.0	280.0	14 JUN 1997	0	0	0	0	0.00
19	Leticia FRANCO DE SOUZA PAULO	MB			298.0	290.0	26 APR 1998	11	8	2	21	7.72
Head Coach: GOMES Fernando					Assistant Coach: VIEIRA LUIZ							

Results in these Games

Phase	Opponent	Sets	Points per Set
Pool A	POL	3-2	21-25,22-25,25-23,25-19,16-14
Pool A	TPE	3-0	25-23,25-20,25-20
1-8QF	HKG	3-0	25-14,25-20,25-16
1-4SF	JPN	2-3	25-27,25-20,25-19,15-25,9-15

POL - Poland

Team colour: White

No.	Name	Pos.	Han.	Height m /ft in	Highest Reach		Date of Birth	Tournament Totals				
					Spike cm	Block cm		Spike	Block	Serve	Total	%
1	MOSKWA Kornelia Paulina	MB			308.0	297.0	30 OCT 1996	2	0	2	4	1.69
2	ORZYLOWSKA Marta	MB			304.0	290.0	10 MAY 1998	22	10	3	35	14.83
4	LISIAK Malgorzata Maria	MB			316.0	300.0	11 JUL 1996	13	8	1	22	9.32
6	RASINSKA Aleksandra Slawa	MB			310.0	290.0	6 NOV 1998	46	1	3	50	21.19
7	NOWAKOWSKA Pola	OH			305.0	285.0	30 JAN 1996	0	0	0	0	0.00
8	PIASECKA Julita Nadia	OH			311.0	287.0	25 SEP 2002	44	6	0	50	21.19
10	DRABEK Kinga Ewa L	L			280.0	270.0	10 MAY 1998	0	0	0	0	0.00
11	DRUZKOWSKA Karolina	OH			327.0	305.0	6 MAR 2002	9	3	0	12	5.08
13	LYCIAKOWSKA Marta	S			300.0	285.0	2 MAY 1998	0	0	0	0	0.00
18	LYSIAK Justyna Agnieszka L	L			280.0	270.0	20 JAN 1999	0	0	0	0	0.00
21	GRABKA Alicja Elzbieta C	S			290.0	280.0	9 MAY 1998	5	1	3	9	3.81
22	SZLAGOWSKA Weronika Wiktoria	OH			313.0	290.0	29 NOV 2001	47	7	0	54	22.88
Head Coach: PASINSKI Jacek Robert					Assistant Coach: DABROWSKI Bartlomiej							

Results in these Games

Phase	Opponent	Sets	Points per Set
Pool A	BRA	2-3	25-21,25-22,23-25,19-25,14-16
Pool A	TPE	3-1	25-20,16-25,25-21,25-20
1-8QF	ITA	3-1	25-22,27-25,16-25,25-16
1-4SF	CHN	0-3	20-25,15-25,15-25

Legend:

%	Percent of total team scoring	(c)	Team Captain	BH	Both Handed	DSQ	Disqualified
Han.	Handedness	L	Libero	LH	Left Handed	MB	Middle Blocker
No.	Shirt number	OS	Opposite Spiker	Pos.	Playing position	RH	Right Handed
S	Setter	WS	Wing Spiker				



Team Competition List 出赛名单

As of SUN 06 AUG 2023 at 17:07

Match 46

KOR vs BRA

1st Referee: WANG Yeh (TPE)

2nd Referee: GOVENDER Dhevan (RSA)

KOR - Republic of Korea

Team colour: Black

No.	Name	Pos.	Han.	Height m /ft in	Highest Reach		Date of Birth	Tournament Totals				
					Spike cm	Block cm		Spike	Block	Serve	Total	%
1	PARK Seungsu	OH			330.0	320.0	30 JAN 2002	5	4	1	10	3.55
3	LEE Hyeonseung	S			295.0	290.0	2 JAN 2001	0	3	2	5	1.77
5	SONG Mingun L	L			270.0	260.0	6 JAN 2000	0	0	0	0	0.00
6	KIM Sunho C	OH			310.0	300.0	18 JAN 1999	19	3	0	22	7.80
7	PARK Taeseong	S			325.0	305.0	9 APR 2001	1	1	0	2	0.71
10	LEE Yunsoo	OP			320.0	310.0	15 SEP 2003	4	1	2	7	2.48
12	LEE Junyeong	MB			325.0	320.0	4 JUL 2003	21	3	3	27	9.57
13	JEONG Taejun	MB			320.0	310.0	14 MAR 2000	13	14	2	29	10.28
15	LEE Yulri	MB			320.0	310.0	14 SEP 2000	1	0	0	1	0.35
16	JEONG Hanyong	OH			330.0	320.0	31 JUL 2001	42	7	4	53	18.79
18	HONG Dongseon	OH			320.0	310.0	16 MAY 2001	40	1	3	44	15.60
20	SHIN Hojin	OP			310.0	300.0	26 FEB 2001	76	3	3	82	29.08
Head Coach: YANG Jin Woong					Assistant Coach: SONG Byungil							

Results in these Games

Phase	Opponent	Sets	Points per Set
Pool A	HKG	3-0	25-13,25-19,25-12
Pool A	POR	1-3	25-19,22-25,22-25,25-27
Pool A	POL	0-3	17-25,15-25,21-25
9-16SF	AZE	3-0	25-21,25-17,25-19
9-12SF	TPE	3-2	25-17,16-25,25-23,21-25,15-7

BRA - Brazil

Team colour: Yellow

No.	Name	Pos.	Han.	Height m /ft in	Highest Reach		Date of Birth	Tournament Totals				
					Spike cm	Block cm		Spike	Block	Serve	Total	%
4	GONCALVES Antony Gabriel	OH			351.0	334.0	30 MAR 1997	53	1	2	56	20.90
5	OLIVEIRA Jorge Romario	OP			345.0	330.0	19 APR 2001	25	2	0	27	10.07
6	FERREIRA SILVA Pedro Henrique	OH			350.0	334.0	17 FEB 1996	31	3	8	42	15.67
7	DOS SANTOS Wallace L	L			330.0	310.0	30 JUN 1999	1	0	0	1	0.37
8	DE MATTOS Joao Guilherme	S			325.0	303.0	25 OCT 2002	0	0	0	0	0.00
9	KRAUCHUK ESQUIVEL RODRIGUES Matheus	OP			355.0	340.0	4 NOV 1997	55	12	1	68	25.37
10	FACCIN Giovanni	MB			343.0	330.0	23 NOV 2002	8	5	0	13	4.85
11	FIGUEIREDO DOS SANTOS David	MB			358.0	340.0	18 JUL 1998	13	7	1	21	7.84
12	ADAMI Henrique	S			340.0	320.0	15 DEC 1997	5	4	1	10	3.73
16	LERSCH DA SILVEIRA Vinicius C	OH			340.0	320.0	16 JUL 1997	12	1	2	15	5.60
18	GUEDES Henrique Vinicius	MB			355.0	344.0	9 FEB 2002	12	2	1	15	5.60
Head Coach: ELIAS PONTES Evandro					Assistant Coach: NEVES GRILO Alexandro							

Results in these Games

Phase	Opponent	Sets	Points per Set
Pool D	GER	0-3	30-32,20-25,20-25
Pool D	TPE	0-3	23-25,20-25,29-31
Pool D	ITA	0-3	23-25,13-25,15-25
9-16SF	IND	3-2	21-25,25-23,20-25,25-19,15-13
9-12SF	JPN	3-2	25-20,27-25,18-25,15-25,16-14

Legend:

%	Percent of total team scoring	(c)	Team Captain	BH	Both Handed	DSQ	Disqualified
Han.	Handedness	L	Libero	LH	Left Handed	MB	Middle Blocker
No.	Shirt number	OS	Opposite Spiker	Pos.	Playing position	RH	Right Handed
S	Setter	WS	Wing Spiker				



Team Competition List 出赛名单

As of SUN 06 AUG 2023 at 17:31

Match 45

GER vs ARG

1st Referee: GERARD Joseph (MAS) 2nd Referee: VASILEIADIS Vasileios (GRE)

GER - Germany

Team colour: Black

No.	Name	Pos.	Han.	Height m /ft in	Highest Reach		Date of Birth	Tournament Totals				
					Spike cm	Block cm		Spike	Block	Serve	Total	%
4	DERVISAJ Leon	S			340.0	320.0	7 SEP 1996	2	1	0	3	0.98
6	GRAVEN Leonard Julius L	L			319.0	301.0	22 APR 2004	0	0	0	0	0.00
8	JOHN Filip	OP			350.0	336.0	1 AUG 2001	46	8	3	57	18.69
16	PETER Tim	OH			348.0	330.0	8 SEP 1997	31	8	3	42	13.77
19	ROHRS Erik Johannes C	OH			353.0	336.0	24 APR 2001	54	4	5	63	20.66
23	GORALIK Yannick	MB			350.0	338.0	23 OCT 1997	3	2	1	6	1.97
24	BURGGRAF Eric Johannes	S			330.0	315.0	10 MAR 1999	3	0	3	6	1.97
29	BOGACHEV Egor	OH			355.0	325.0	6 APR 1997	23	2	5	30	9.84
31	BOHME Yann Niclas	OP			350.0	320.0	2 AUG 1997	21	2	4	27	8.85
32	KUNSTMANN Joscha Karl	MB			340.0	335.0	20 JUL 2003	17	6	2	25	8.20
33	TORWIE Simon Velantin	MB			342.0	331.0	1 NOV 2001	25	11	6	42	13.77
36	KARLITZEK Lorenz Friedbert	OP			343.0	328.0	17 FEB 1999	4	0	0	4	1.31
Head Coach: STEUERWALD Patrick					Assistant Coach: VON KAENEL Dominic							

Results in these Games

Phase	Opponent	Sets	Points per Set
Pool D	BRA	3-0	32-30,25-20,25-20
Pool D	ITA	3-2	25-20,20-25,23-25,25-21,15-13
Pool D	TPE	3-0	25-21,25-20,25-20
1-8QF	IRI	2-3	27-29,27-25,26-28,25-15,13-15
5-8SF	UKR	3-0	25-18,25-22,25-14

ARG - Argentina

Team colour: Dark Blue

No.	Name	Pos.	Han.	Height m /ft in	Highest Reach		Date of Birth	Tournament Totals				
					Spike cm	Block cm		Spike	Block	Serve	Total	%
2	CONDE BARRIOS Lucas	OH			326.0	295.0	6 OCT 2004	33	1	3	37	12.85
5	PONZIO Jonas Andres	OP			330.0	300.0	25 APR 2000	6	2	1	9	3.13
6	GOMEZ German Alfredo	OH			333.0	310.0	19 APR 2003	40	2	1	43	14.93
7	ROJAS Nahuel Agustin	OH			325.0	308.0	28 NOV 2003	10	3	5	18	6.25
8	SCARPA Tobias L	L			322.0	290.0	20 OCT 2001	0	0	0	0	0.00
9	DIAZ BOLLI Santiago Martin	S			320.0	290.0	24 APR 1998	0	0	0	0	0.00
12	BALAGUE Manuel C	OP			330.0	303.0	12 AUG 1998	59	8	11	78	27.08
13	GALLARDO Agustin Nicolas	MB			338.0	305.0	1 MAR 2001	14	3	4	21	7.29
14	SALAZAR TOMBION Imanol	MB			340.0	318.0	12 DEC 2003	20	6	0	26	9.03
20	SORIA Sergio Daniel	MB			338.0	305.0	20 APR 1997	23	6	1	30	10.42
21	NOVAS RUIZ Ignacio	OH			331.0	292.0	7 DEC 1998	0	0	0	0	0.00
77	GIRAUDO ESCURRA Matias	S			342.0	302.0	13 MAR 1998	7	15	4	26	9.03
Head Coach: DARRAIDOU Santiago Pedro					Assistant Coach: PEREIRA Pablo							

Results in these Games

Phase	Opponent	Sets	Points per Set
Pool B	IND	3-0	25-19,27-25,25-19
Pool B	CZE	3-0	25-16,25-18,25-18
Pool B	IRI	3-0	25-19,44-42,25-19
1-8QF	ITA	1-3	25-23,16-25,23-25,21-25
5-8SF	POR	3-0	25-21,25-19,25-18

Legend:

% Percent of total team scoring
Han. Handedness
No. Shirt number
S Setter

(c) Team Captain
L Libero
OS Opposite Spiker
WS Wing Spiker

BH Both Handed
LH Left Handed
Pos. Playing position

DSQ Disqualified
MB Middle Blocker
RH Right Handed



Team Competition List 出赛名单

As of SUN 06 AUG 2023 at 19:04

Match 28

JPN vs CHN

1st Referee: SOKOL Katarzyna (POL) 2nd Referee: LEUNG Yin Yan (HKG)

JPN - Japan

Team colour: Red

No.	Name	Pos.	Han.	Height m /ft in	Highest Reach		Date of Birth	Tournament Totals				
					Spike cm	Block cm		Spike	Block	Serve	Total	%
1	YOKOTA Sayaka C	MB			298.0	280.0	30 SEP 1999	26	5	3	34	13.49
2	NAKAJIMA Sae	OH			296.0	284.0	18 JUN 1999	38	3	0	41	16.27
3	TAKAMA Kurumi	OH			299.0	276.0	24 AUG 1999	7	0	0	7	2.78
4	GROMOS Angelina Yuki	MB			313.0	307.0	10 DEC 1999	0	0	1	1	0.40
5	YAMANAKA Hiroyo	MB			314.0	270.0	11 NOV 1999	10	0	2	12	4.76
8	KOSA Furi	S			273.0	260.0	4 SEP 2000	0	0	0	0	0.00
10	KAWABATA Haruna L	L			270.0	265.0	8 FEB 2001	0	0	0	0	0.00
11	NAKAGAWA Tsukasa	S			265.0	260.0	13 AUG 2000	2	0	1	3	1.19
12	SATO Yoshino	OH			301.0	289.0	12 NOV 2001	57	3	5	65	25.79
13	OYAMA Haruka	MB			299.0	286.0	5 MAY 2001	19	6	4	29	11.51
14	MIYABE Ameze	OH			302.0	285.0	12 OCT 2001	40	6	5	51	20.24
15	ISHIKURA Saki	OH			285.0	280.0	16 FEB 2002	5	1	3	9	3.57
Head Coach: FUJII Masahiro					Assistant Coach: SAKASHITA Maiko							

Results in these Games

Phase	Opponent	Sets	Points per Set
Pool D	COL	3-0	25-9,25-9,25-7
Pool D	CZE	3-0	25-17,25-14,25-21
1-8QF	GER	3-0	25-21,25-16,25-13
1-4SF	BRA	3-2	27-25,20-25,19-25,25-15,15-9

CHN - People's Republic of China

Team colour: Yellow

No.	Name	Pos.	Han.	Height m /ft in	Highest Reach		Date of Birth	Tournament Totals				
					Spike cm	Block cm		Spike	Block	Serve	Total	%
1	ZHANG Shiqi	MB			300.0	295.0	19 MAY 1999	0	0	0	0	0.00
2	MA Wanyue	OH			290.0	285.0	29 SEP 2004	0	0	0	0	0.00
3	XIE Shengyu	S			293.0	288.0	28 MAY 2004	0	0	0	0	0.00
4	XU Jianan L	L			240.0	235.0	2 APR 1998	0	0	0	0	0.00
5	WU Mengjie	OH			300.0	295.0	10 SEP 2002	41	4	2	47	21.46
6	GAO Yi	MB			317.0	312.0	22 JUL 1998	15	13	2	30	13.70
7	ZHONG Hui	OH			295.0	290.0	8 DEC 1997	6	2	1	9	4.11
8	XU Xiaoting	S			290.0	285.0	21 JAN 1998	1	3	3	7	3.20
9	ZHUANG Yushan C	OH			295.0	290.0	28 APR 2003	36	2	1	39	17.81
10	WANG Wenhan	MB			295.0	290.0	28 JUN 2002	21	4	5	30	13.70
11	ZHOU Yetong	OP			307.0	302.0	4 MAY 2002	25	4	0	29	13.24
12	MIAO Yiwen	OP			297.0	292.0	26 JUL 2000	24	4	0	28	12.79
Head Coach: ZHAO Yong					Assistant Coach: XIE Jiyang							

Results in these Games

Phase	Opponent	Sets	Points per Set
Pool B	GER	3-1	11-25,25-11,25-15,25-13
Pool B	ARG	3-0	25-22,25-21,26-24
1-8QF	CZE	3-0	25-17,25-16,25-16
1-4SF	POL	3-0	25-20,25-15,25-15

Legend:

%	Percent of total team scoring	(c)	Team Captain	BH	Both Handed	DSQ	Disqualified
Han.	Handedness	L	Libero	LH	Left Handed	MB	Middle Blocker
No.	Shirt number	OS	Opposite Spiker	Pos.	Playing position	RH	Right Handed
S	Setter	WS	Wing Spiker				



Team Competition List 出赛名单

As of MON 07 AUG 2023 at 16:05

Match 47

IRI vs CHN

1st Referee: SZABI ALEXI Paul Catalin (ROU) 2nd Referee: SZYDLOWSKI Robert Karol (AUS)

IRI - Islamic Republic of Iran

Team colour: Red

No.	Name	Pos.	Han.	Height m /ft in	Highest Reach		Date of Birth	Tournament Totals				
					Spike cm	Block cm		Spike	Block	Serve	Total	%
1	SADATIBALADEHI Seyedamirhossein	OP			340	330	19 JUN 2003	31	2	2	35	11.40
4	HOSSEINPOUR Porya	OP			340	320	18 MAR 2003	36	3	6	45	14.66
7	MOSLEHABADI FARAHANI Alireza	MB			340	330	8 NOV 1998	42	14	5	61	19.87
10	NOROUZI Erfan	MB			340	330	12 JUL 2003	17	4	0	21	6.84
11	KAMALABADI Soheil C	OP			330	320	14 JAN 2001	22	1	3	26	8.47
12	MOMENI MOGHADAM Pendar	S			310	305	14 APR 2003	1	0	0	1	0.33
13	MASHHADI Seyedmohammadreza	OP			320	300	14 SEP 2000	14	0	0	14	4.56
15	BEHNEZHAD Arshia	S			310	305	4 AUG 2003	11	3	2	16	5.21
16	SAKHAVI Mousa L	L			280	260	12 MAR 2000	1	0	0	1	0.33
18	MOLAABASI Amirhasan	MB			330	310	23 MAR 2000	8	9	0	17	5.54
20	HEIDARI Kiavash	OP			345.0	320.0	27 APR 1998	61	7	2	70	22.80
Head Coach: MOMENI MOGHADAM Gholam Reza					Assistant Coach: MONAZAMI Amirhossein							

Results in these Games

Phase	Opponent	Sets	Points per Set
Pool B	CZE	2-3	25-17,22-25,25-19,23-25,13-15
Pool B	IND	3-0	25-19,25-16,25-18
Pool B	ARG	0-3	19-25,42-44,19-25
1-8QF	GER	3-2	29-27,25-27,28-26,15-25,15-13
1-4SF	POL	0-3	21-25,22-25,11-25

CHN - People's Republic of China

Team colour: Black

No.	Name	Pos.	Han.	Height m /ft in	Highest Reach		Date of Birth	Tournament Totals				
					Spike cm	Block cm		Spike	Block	Serve	Total	%
1	CHEN Leiyang	S			345.0	340.0	25 JAN 1999	0	0	0	0	0.00
2	WANG Hebin	S			339.0	334.0	27 JUN 1999	8	5	0	13	5.35
3	ZHANG Jingyin C	OH			361.0	356.0	20 DEC 1999	38	4	3	45	18.52
4	YU Yuntai	OH			346.0	341.0	3 DEC 1997	5	1	3	9	3.70
5	WANG Bin	OH			343.0	338.0	23 JUN 2001	22	4	2	28	11.52
6	DENG Xinpeng	OH			355.0	350.0	10 APR 2001	10	1	2	13	5.35
7	PENG Shikun	MB			359.0	354.0	26 AUG 2000	25	11	5	41	16.87
8	LI Yongzhen	MB			358.0	353.0	7 AUG 1998	8	5	1	14	5.76
9	WANG Dongchen	MB			351.0	346.0	1 JUN 2000	17	9	3	29	11.93
10	ZHANG Guanhua	OP			344.0	339.0	10 JUL 1997	30	3	4	37	15.23
11	YANG Yiming L	L			330.0	325.0	29 SEP 1999	0	0	0	0	0.00
12	HU Zhenzhuo	OP			340.0	335.0	25 JUN 2002	14	0	0	14	5.76
Head Coach: WU Sheng					Assistant Coach: SHEN Andong							

Results in these Games

Phase	Opponent	Sets	Points per Set
Pool C	JPN	3-0	35-33,25-19,25-23
Pool C	UKR	3-0	25-20,25-18,25-9
Pool C	AZE	3-0	25-17,25-20,25-19
1-8QF	POR	3-0	25-23,25-19,25-17
1-4SF	ITA	0-3	19-25,24-26,15-25

Legend:

%	Percent of total team scoring	(c)	Team Captain	BH	Both Handed	DSQ	Disqualified
Han.	Handedness	L	Libero	LH	Left Handed	MB	Middle Blocker
No.	Shirt number	OS	Opposite Spiker	Pos.	Playing position	RH	Right Handed
S	Setter	WS	Wing Spiker				



Team Competition List 出赛名单

As of MON 07 AUG 2023 at 19:01

Match 48

POL vs ITA

1st Referee: CABRERA Celso Ricardo (ARG) 2nd Referee: GERARD Joseph (MAS)

POL - Poland

Team colour: White

No.	Name	Pos.	Han.	Height m /ft in	Highest Reach		Date of Birth	Tournament Totals				
					Spike cm	Block cm		Spike	Block	Serve	Total	%
2	CZYZOWSKI Jakub	OH			345.0	318.0	14 DEC 2001	2	0	0	2	0.71
4	KOZUB Lukasz Krzysztof C	S			320.0	305.0	3 NOV 1997	3	5	3	11	3.93
9	SASAK Kewin Michal	OP			355.0	331.0	20 FEB 1997	12	1	3	16	5.71
10	GIERZOT Michal	OH			350.0	328.0	4 OCT 2001	59	2	12	73	26.07
11	KOGUT Damian Patryk	OH			343.0	320.0	3 JAN 1997	33	3	8	44	15.71
13	MAGNUSZEWSKI Mariusz	S			330.0	310.0	14 SEP 1997	0	0	0	0	0.00
14	ABRAMOWICZ Jakub	MB			350.0	330.0	10 APR 1998	3	1	0	4	1.43
16	WOCH Dawid Tomasz	MB			350.0	330.0	16 MAY 1997	22	4	2	28	10.00
17	KRYSIK Maciej	OH			355.0	325.0	7 JAN 1999	4	1	2	7	2.50
19	DULSKI Dawid	OP			352.0	333.0	1 NOV 2002	42	5	3	50	17.86
20	SZYMURA Kamil Tadeusz L	L			320.0	295.0	24 JAN 1999	0	0	0	0	0.00
72	POREBA Mateusz Andrzej	MB			350.0	335.0	24 AUG 1999	31	11	3	45	16.07
Head Coach: LUKS Dariusz Jacek					Assistant Coach: MIERZEJEWSKI Marcin Mariusz							

Results in these Games

Phase	Opponent	Sets	Points per Set
Pool A	POR	3-0	25-12,25-15,25-20
Pool A	HKG	3-0	25-11,25-19,25-14
Pool A	KOR	3-0	25-17,25-15,25-21
1-8QF	UKR	3-0	25-20,25-16,25-19
1-4SF	IRI	3-0	25-21,25-22,25-11

ITA - Italy

Team colour: Light Blue

No.	Name	Pos.	Han.	Height m /ft in	Highest Reach		Date of Birth	Tournament Totals				
					Spike cm	Block cm		Spike	Block	Serve	Total	%
2	PORRO Paolo	S			300.0	280.0	27 OCT 2001	8	5	3	16	5.25
3	HELD Tim	OH			348.0	335.0	17 APR 1998	12	1	2	15	4.92
6	POL Alberto	OH			350.0	340.0	4 MAR 2001	0	0	1	1	0.33
9	RECINE Francesco C	OH			348.0	335.0	7 FEB 1999	44	5	9	58	19.02
11	GARDINI Davide	OH			348.0	335.0	11 FEB 1999	9	1	0	10	3.28
13	CORTESIA Lorenzo	MB			340.0	320.0	26 JUL 1999	30	11	5	46	15.08
16	SALSI Nicola	OP			350.0	340.0	13 SEP 1997	0	0	0	0	0.00
24	CATANIA Damiano L	L			300.0	280.0	28 MAR 2001	0	0	0	0	0.00
25	VITELLI Marco	MB			340.0	320.0	4 APR 1996	10	8	0	18	5.90
27	CANESCHI Edoardo	MB			340.0	320.0	26 JAN 1997	9	7	1	17	5.57
29	MAGALINI Giulio	OH			348.0	335.0	14 AUG 2001	55	9	2	66	21.64
31	SALA Lorenzo	OP			349.0	335.0	15 SEP 2002	46	3	9	58	19.02
Head Coach: FANIZZA Vincenzo					Assistant Coach: LEONI Luca							

Results in these Games

Phase	Opponent	Sets	Points per Set
Pool D	TPE	3-0	25-15,25-13,25-16
Pool D	GER	2-3	20-25,25-20,25-23,21-25,13-15
Pool D	BRA	3-0	25-23,25-13,25-15
1-8QF	ARG	3-1	23-25,25-16,25-23,25-21
1-4SF	CHN	3-0	25-19,26-24,25-15

Legend:

%	Percent of total team scoring	(c)	Team Captain	BH	Both Handed	DSQ	Disqualified
Han.	Handedness	L	Libero	LH	Left Handed	MB	Middle Blocker
No.	Shirt number	OS	Opposite Spiker	Pos.	Playing position	RH	Right Handed
S	Setter	WS	Wing Spiker				



FISU
WORLD
UNIVERSITY
GAMES
SUMMER

Results





Match Results

赛事成绩

Match:1

As of SAT 29 JUL 2023 at 19:15

Team	Sets	1	2	3	4	5	Total
POR	0	12	15	20			47
POL	3	25	25	25			75
Playing Time		24min	25min	26min			1h 15min

Start Time: 17:30
End Time: 18:49
Match Duration: 1h19min
Spectators: 1,167

First Referee: GOU Ming (CHN)

Second Referee: BENSIMON Royi Rafi (ISR)

POR - Portugal							
No C/L	Name	1	2	3	4	5	Pts
2	FERNANDES SAMPAIO						0
5 L	NOGUEIRA GOMES G	L	L	L			0
7	TEIXEIRA BELO MAR.	4	4	6			15
8	PEIXOTO FIGUEIREDO	5	5	1			5
9	CAMPOS AZENHA M	12	12	12			0
10	DA CRUZ BRITO EA	6	6	5			3
12	BRAGA MONTEIRO PD	2	2	4			4
14	ALMEIDA CAVALCANTI						0
15 C	NOGUEIRA NEVES PE. (C)	17		17			0
17	CONCEICAO DIAS B	1	1	3			3
18	FONSECA NEVES OLI.	3	3	2			1
Coach: TEIXEIRA DA SILVA HA (POR)							
Assistant Coach: DA CUNHA ANTUNES LV (POR)							

POL - Poland							
No C/L	Name	1	2	3	4	5	Pts
2	CZYZOWSKI J	10					0
4 C	KOZUB LK (C)	1	1	1			2
9	SASAK KM	4	4	4			8
10	GIERZOT M	5	5	5			16
11	KOGUT DP	2	2	2			6
13	MAGNUSZEWSKI M	9	9				0
14	ABRAMOWICZ J		16	16			0
16	WOCH DT	3	3	3			6
17	KRYSIK M		11	11			1
19	DULSKI D	4	4	9			8
20 L	SZYMURA KT	L	L	L			0
72	POREBA MA	6	6	6			8
Coach: LUKS DJ (POL)							
Assistant Coach: MIERZEJEWSKI MM (POL)							

TEAM AND PLAYER PERFORMANCES

Won Points	Total Atts	No	Name
31	78	Total Team	
15	32	7	TEIXEIRA BELO MAR.
5	19	8	PEIXOTO FIGUEIREDO
4	11	12	BRAGA MONTEIRO PD
0	13	Total Team	
0	3	8	PEIXOTO FIGUEIREDO
0	1	7	TEIXEIRA BELO MAR.
2	49	Total Team	
2	11	17	CONCEICAO DIAS B
0	6	8	PEIXOTO FIGUEIREDO
14		Total Team	
47	140	Total Team	
15	42	7	TEIXEIRA BELO MAR.

Scoring Skills
Attack
Block
Serve
Opp Error
Total
Best Scorer

Won Points	Total Atts	No	Name
38	67	Total Team	
14	16	10	GIERZOT M
5	15	9	SASAK KM
5	8	19	DULSKI D
11	30	Total Team	
3	8	72	POREBA MA
2	4	16	WOCH DT
2	5	4	KOZUB LK
6	73	Total Team	
2	4	19	DULSKI D
2	13	9	SASAK KM
1	11	10	GIERZOT M
20		Total Team	
75	170	Total Team	
16	32	10	GIERZOT M

Legend:

Atts	Attempts	C	Team Captain	L	Libero Player	[L]	Substitute libero
[n]	Starting line-up where n = starting position on court (i.e. position 1 to 6)						
[nn]	Substitute where nn = jersey number of out going player			Opp	Opponent	Pts	Points scored



Match Results

赛事成绩

Match.:2

As of SAT 29 JUL 2023 at 18:56

Team	Sets	1	2	3	4	5	Total
KOR	3	25	25	25			75
HKG	0	13	19	12			44
Playing Time		25min	25min	23min			1h 13min

Start Time: 17:30
End Time: 20:00
Match Duration: 2h30min
Spectators: 0

First Referee: SEROLE Edgar (BOT)

Second Referee: VASILEIADIS Vasileios (GRE)

KOR - Republic of Korea							
No C/L	Name	1	2	3	4	5	Pts
1	PARK S	13	16	16			1
3	LEE H	6	6	6			1
5 L	SONG M		L	L			0
6 C	KIM S (C)	18	18	18			2
7	PARK T			3			2
10	LEE Y	3		20			4
12	LEE J	2	2	2			3
13	JEONG T	5	5	5			6
15	LEE Y			13			1
16	JEONG H	1	1	1			10
18	HONG D	4	4	4			10
20	SHIN H	3	3	3			14
Coach: YANG JW (KOR)							
Assistant Coach: SONG B (KOR)							

HKG - Hong Kong, China							
No C/L	Name	1	2	3	4	5	Pts
3 L	CHIU CY		L	L			0
4	LEUNG HY	6	9	2			2
5	WAN KN	11	17	5			2
7	KWAN CH		12	1			0
8	POON CL		11	3			0
9 C	AU CT (C)	4	4				4
10	TAM CHD	2	6	4			11
11	LAM SL	4	5				0
12	CHING HL	5	3				1
17	LAM YC	20	1				3
19	SIO KY	1	2	6			4
20	CHEUNG NY	3	19	19			1
Coach: YAU HOK C (HKG)							
Assistant Coach: POON WAI K (HKG)							

TEAM AND PLAYER PERFORMANCES

Won Points	Total Atts	No	Name
39	51	Total Team	
13	15	20	SHIN H
8	10	18	HONG D
6	8	16	JEONG H
7	11	Total Team	
3	4	13	JEONG T
1	1	7	PARK T
1	1	16	JEONG H
8	74	Total Team	
3	17	16	JEONG H
2	6	13	JEONG T
1	5	18	HONG D
21		Total Team	
75	136	Total Team	
14	22	20	SHIN H

Scoring Skills
Attack
Block
Serve
Opp Error
Total
Best Scorer

Won Points	Total Atts	No	Name
22	52	Total Team	
10	17	10	TAM CHD
3	4	9	AU CT
2	12	4	LEUNG HY
3	6	Total Team	
2	3	19	SIO KY
1	1	9	AU CT
0	1	8	POON CL
3	46	Total Team	
1	4	17	LAM YC
1	8	5	WAN KN
1	9	10	TAM CHD
16		Total Team	
44	104	Total Team	
11	27	10	TAM CHD

Legend:

Atts	Attempts	C	Team Captain	L	Libero Player	L	Substitute libero
n	Starting line-up where n = starting position on court (i.e. position 1 to 6)						
nn	Substitute where nn = jersey number of out going player			Opp	Opponent	Pts	Points scored



Match Results

赛事成绩

Match.:3

As of SAT 29 JUL 2023 at 20:23

Team	Sets	1	2	3	4	5	Total	Start Time: 17:30
CZE	3	17	25	19	25	15	101	End Time: 20:14
IRI	2	25	22	25	23	13	108	Match Duration: 2h44min
Playing Time		28min	34min	33min	35min	22min	2h 32min	Spectators: 1,600

First Referee: SZYDLOWSKI Robert Karol (AUS)

Second Referee: KUROKI JUNIOR George Hideyul (BRA)

CZE - Czech Republic								
No	C/L	Name	1	2	3	4	5	Pts
2		SULC R			10			0
4		DVORAK J		9	9		9	4
7	C	SULC M (C)	18		18			0
8	L	KUNC T	L	L	L	L	L	0
9		PISKACEK O	1	1	1	1	1	6
10		RIMAL D	4	4	4	4	4	28
11		SABRT M	3	3	3	3	3	9
14		JANECKA J						0
18		SVOBODA J	2	2	2	2	2	19
19		SUDA R	5	5	5	5	5	18
20		TROJANOWICZ L	6	6	6	6	6	13
21		DRAHONOVSKY M						0
Coach:		LUBOMIR V (CZE)						
Assistant Coach:		MELICHALEK Z (CZE)						

IRI - Islamic Republic of Iran								
No	C/L	Name	1	2	3	4	5	Pts
1		SADATIBALADEHI S		15	13	4	4	15
4		HOSSEINPOUR P	15	11	1	1	1	10
7		MOSLEHABADI FARAH.	5	2	5	5	5	22
10		NOROUZI E			18	18	2	2
11	C	KAMALABADI S (C)	1	4		15	15	7
12		MOMENI MOGHADAM P		20		20	20	0
13		MASHHADI S	4	1	4	1	1	12
15		BEHNEZHAD A	3	6	6	6	6	5
16	L	SAKHAVI M	L	L	L	L	L	0
18		MOLAABASI A	2	5	2	2		16
20		HEIDARI K	6	3	3	3	3	32
Coach:		MOMENIMOGHADAM GR (IRI)						
Assistant Coach:		MONAZAMI A (IRI)						

TEAM AND PLAYER PERFORMANCES

Won Points	Total Atts	No Name	Scoring Skills	Won Points	Total Atts	No Name
76	194	Total Team	Attack	102	194	Total Team
22	55	10 RIMAL D		30	59	20 HEIDARI K
17	49	18 SVOBODA J		16	30	7 MOSLEHABADI FARAH.
16	40	19 SUDA R	Block	13	19	1 SADATIBALADEHI S
17	74	Total Team		16	60	Total Team
5	9	10 RIMAL D		7	16	18 MOLAAABASI A
4	25	20 TROJANOWICZ L	Serve	6	18	7 MOSLEHABADI FARAH.
3	10	11 SABRT M		2	11	20 HEIDARI K
6	175	Total Team		3	166	Total Team
3	30	9 PISKACEK O	Opp Error	2	26	18 MOLAAABASI A
2	37	11 SABRT M		1	13	1 SADATIBALADEHI S
1	27	10 RIMAL D		0	22	7 MOSLEHABADI FARAH.
63		Total Team	Total	59		Total Team
162	443	Total Team		180	420	Total Team
28	91	10 RIMAL D		32	92	20 HEIDARI K
			Best Scorer			

Legend:

Atts	Attempts	C	Team Captain	L	Libero Player	L	Substitute libero
n	Starting line-up where n = starting position on court(i.e. position 1 to 6)						
nn	Substitute where nn = jersey number of out going player			Opp	Opponent	Pts	Points scored



Match Results

赛事成绩

Match:4

As of SAT 29 JUL 2023 at 21:40

Team	Sets	1	2	3	4	5	Total
JPN	0	33	19	23			75
CHN	3	35	25	25			85
Playing Time		35min	25min	26min			1h 26min

Start Time: 20:00
End Time: 21:30
Match Duration: 1h30min
Spectators: 1,516

First Referee: SCHIMPL Igor (SVK)

Second Referee: THORNBURGH William (USA)

JPN - Japan							
No	C/L	Name	1	2	3	4	5 Pts
1	C	YAMAMOTO R (C)	1	6	1		1
2		ONIKI R			3		1
4		MIZUMACHI T	2	1	2		23
5		SOMENO H					0
6		YAMADA D	13	1			0
7		KAI K	4	3	4		10
8		NAKASHIMA K		7			0
9		FUJIWARA N	5	4	5		10
10	L	TAKAKI K					0
13		KAWAGUCHI S	3	2			4
14		TARUMI Y				2	0
16		YASUHARA D	6	5	6		9
Coach: YAMAMOTO K (JPN)							
Assistant Coach: NAKATA M (JPN)							

CHN - People's Republic of China							
No	C/L	Name	1	2	3	4	5 Pts
1		CHEN L	2	2			0
2	C	WANG H (C)	6	6	6		5
5		WANG B	4	4	4		3
6		DENG X	1	1	1		11
7		PENG S	5	5	5		11
9		WANG D	2	2	2		14
10		ZHANG G	3	3	3		12
11	L	YANG Y					0
12		HU Z					0
Coach: WU S (CHN)							
Assistant Coach: SHEN A (CHN)							

TEAM AND PLAYER PERFORMANCES

Won Points	Total Atts	No	Name
53	98	Total Team	
22	36	4	MIZUMACHI T
10	18	9	FUJIWARA N
8	20	7	KAI K
1	10	Total Team	
1	3	16	YASUHARA D
0	1	9	FUJIWARA N
4	76	Total Team	
2	14	7	KAI K
1	12	1	YAMAMOTO R
1	13	4	MIZUMACHI T
18		Total Team	
76	184	Total Team	
23	51	4	MIZUMACHI T

Scoring Skills
Attack
Block
Serve
Opp Error
Total
Best Scorer

Won Points	Total Atts	No	Name
38	70	Total Team	
11	20	10	ZHANG G
8	12	6	DENG X
8	12	7	PENG S
14	40	Total Team	
5	11	9	WANG D
3	7	2	WANG H
3	11	7	PENG S
4	84	Total Team	
2	15	6	DENG X
2	17	9	WANG D
0	14	7	PENG S
28		Total Team	
84	194	Total Team	
14	37	9	WANG D

Legend:

Atts Attempts C Team Captain L Libero Player [L] Substitute libero
 n Starting line-up where n = starting position on court (i.e. position 1 to 6)
 nn Substitute where nn = jersey number of out going player Opp Opponent Pts Points scored



Match Results

赛事成绩

Match.:5

As of SAT 29 JUL 2023 at 21:44

Team	Sets	1	2	3	4	5	Total
ARG	3	25	27	25			77
IND	0	19	25	19			63
Playing Time		25min	35min	25min			1h 25min

Start Time: 20:00
End Time: 21:30
Match Duration: 1h30min
Spectators: 590

First Referee: ROGIC Dejan (SRB)

Second Referee: GOVENDER Dhevan (RSA)

ARG - Argentina							
No C/L	Name	1	2	3	4	5	Pts
2	CONDE BARRIOS L	5	6	5			9
5	PONZIO JA			7			1
6	GOMEZ GA		7	2			5
7	ROJAS NA	2	3				7
8 L	SCARPA T			L	L		0
9	DIAZ BOLLI SM			12			0
12 C	BALAGUE M (C)	4	5	4			18
13	GALLARDO AN	3	4				9
14	SALAZAR TOMBION I			6			3
20	SORIA SD	6	1	3			4
21	NOVAS RUIZ I						0
77	GIRAUDO ESCURRA M	1	2	1			3
Coach: DARRAIDOU SP (ARG)							
Assistant Coach: PEREIRA P (ARG)							

IND - India							
No C/L	Name	1	2	3	4	5	Pts
1	KUMAR A	3	2	3			10
2	GOLLAHALLI NANDISH						0
3	PANDIYARAJ A						0
4	CHOUDHARY T		11	14			0
5	JASKARAN SINGH						0
7	CHAUDHARY S	2	1	2			6
8	SAWAN		14				0
10	GIRI H	5	4	5			10
11 C	SINGH D (C)	4	3	4			4
12 L	BANJARA SP			L	L		0
13	SAHAYA ANTHONI RAJ	6	5	6			9
14	JASJODH S	1	6	1			5
Coach: DAKSHINAMOORTHY S (IND)							
Assistant Coach: RAJESH K (IND)							

TEAM AND PLAYER PERFORMANCES

Won Points	Total Atts	No	Name
42	81	Total Team	
14	23	12	BALAGUE M
8	10	2	CONDE BARRIOS L
6	8	13	GALLARDO AN
6	20	Total Team	
2	3	7	ROJAS NA
2	7	12	BALAGUE M
1	1	5	PONZIO JA
11	76	Total Team	
3	9	7	ROJAS NA
3	10	13	GALLARDO AN
2	12	12	BALAGUE M
18		Total Team	
77	177	Total Team	
18	42	12	BALAGUE M

Scoring Skills
Attack
Block
Serve
Opp Error
Total
Best Scorer

Won Points	Total Atts	No	Name
37	82	Total Team	
9	24	1	KUMAR A
9	14	10	GIRI H
8	23	13	SAHAYA ANTHONI RAJ
3	11	Total Team	
1	1	10	GIRI H
1	2	1	KUMAR A
1	4	11	SINGH D
4	65	Total Team	
2	22	7	CHAUDHARY S
1	7	14	JASJODH S
1	9	13	SAHAYA ANTHONI RAJ
19		Total Team	
63	158	Total Team	
10	35	1	KUMAR A

Legend:

Atts	Attempts	C	Team Captain	L	Libero Player	L	Substitute libero
n	Starting line-up where n = starting position on court(i.e. position 1 to 6)						
nn	Substitute where nn = jersey number of out going player			Opp	Opponent	Pts	Points scored



Match Results

赛事成绩

Match.:6

As of SAT 29 JUL 2023 at 22:26

Team	Sets	1	2	3	4	5	Total	Start Time: 20:50
AZE	0	21	20	21			62	End Time: 22:17
UKR	3	25	25	25			75	Match Duration: 1h27min
Playing Time		24min	29min	28min			1h 21min	Spectators: 1,200

First Referee: VALENTAR Bernard (SLO)

Second Referee: MASHASHA Sibangani Selor (ZIM)

AZE - Azerbaijan								
No	C/L	Name	1	2	3	4	5	Pts
2		AZIMOV J	10	5	8			0
4	C	AGHAZADA A (C)	5	6	5			9
5		ALIYEV R	4	5	4			7
6	L	ALIYEV R	L	L	L			0
7		GURSKII R	1	2	1			1
8		NIKULENKO Y	3	4	3			6
10		BUNYATOV Y	2	3	2			10
11		AGHABAYOV R	6	1	6			1
12	L	JENKEL F	L	L	L			0
13		RUSTAMOV A		11				0
14		DUNYAMALIYEV S	11	4				1
23		DARYAYEV F			11			1
Coach: JALALOV F (AZE)								
Assistant Coach: GAHRAMANOV D (AZE)								

UKR - Ukraine								
No	C/L	Name	1	2	3	4	5	Pts
1		OSTAPENKO V			23			1
3		RIABOV S	42	8	2			1
7	C	YANCHUK D (C)	6	6	6			12
8		STEBLETSKYI A	2	2	3			3
9		KRYVOBOK I	3	3	3			8
11		STEPOVYI Y	8		42			2
13		KLEPKO H	1	1	1			3
21	L	PAMPUSHKO Y	L	L	L			0
23		VELETSKYI D	4	4	4			5
25		MAZENKO B			13			1
30		MISHCHENKO S		7	9			7
42		URYVKIN D	5	5	5			11
Coach: KOVALENKO S (UKR)								
Assistant Coach:								

TEAM AND PLAYER PERFORMANCES

Won Points	Total Atts	No	Name	Scoring Skills	Won Points	Total Atts	No	Name
28	64	Total Team		Attack	44	76	Total Team	
9	21	10	BUNYATOV Y		10	13	7	YANCHUK D
8	17	4	AGHAZADA A		9	16	42	URYVKIN D
5	11	5	ALIYEV R		7	13	9	KRYVOBOK I
4	18	Total Team		Block	4	19	Total Team	
2	7	8	NIKULENKO Y		1	1	8	STEBLETSKYI A
1	2	4	AGHAZADA A		1	3	7	YANCHUK D
1	2	10	BUNYATOV Y		1	4	42	URYVKIN D
4	69	Total Team		Serve	6	68	Total Team	
2	9	5	ALIYEV R		1	4	30	MISHCHENKO S
1	11	8	NIKULENKO Y		1	5	42	URYVKIN D
1	13	7	GURSKII R		1	7	9	KRYVOBOK I
25		Total Team		Opp Error	22		Total Team	
61	151	Total Team		Total	76	163	Total Team	
10	38	10	BUNYATOV Y	Best Scorer	12	25	7	YANCHUK D

Legend:

Atts	Attempts	C	Team Captain	L	Libero Player	L	Substitute libero
n	Starting line-up where n = starting position on court (i.e. position 1 to 6)						
nn	Substitute where nn = jersey number of out going player			Opp	Opponent	Pts	Points scored



Match Results

赛事成绩

Match.:7

As of SAT 29 JUL 2023 at 21:43

Team	Sets	1	2	3	4	5	Total	Start Time: 20:00
GER	3	32	25	25			82	End Time: 21:42
BRA	0	30	20	20			70	Match Duration: 1h42min
Playing Time		39min	32min	25min			1h 36min	Spectators:1500

First Referee: CABRERA Celso Ricardo (ARG)

Second Referee: SOKOL Katarzyna (POL)

GER - Germany								
No	C/L	Name	1	2	3	4	5	Pts
4		DERVISAJ L	2	2	31			0
6	L	GRAVEN LJ	L	L	L			0
8		JOHN F	5	5	24			4
16		PETER T	36		6			11
19	C	ROHRS EJ (C)	3	3	3			13
23		GORALIK Y	33	33				0
24		BURGGRAF EJ	8		2			1
29		BOGACHEV E			32			0
31		BOHME YN	4		5			10
32		KUNSTMANN JK	1	1	1			11
33		TORWIE SV	4	4	4			6
36		KARLITZEK LF	6	6				1
Coach: STEUERWALD P (GER)								
Assistant Coach: VON KAENEL D (GER)								

BRA - Brazil								
No	C/L	Name	1	2	3	4	5	Pts
4		GONCALVES AG	12	12				0
5		OLIVEIRA JR	16	18	6			3
6		FERREIRA SILVA PH	2	2	2			11
7	L	dos SANTOS W	L	L	L			0
8		de MATTOS JG	9	9				0
9		KRAUCHUK ESQUIVEL.	4	4	4			8
10		FACCIN G			9			1
11		FIGUEIREDO dos SA.	3	3	3			6
12		ADAMI H	1	1	1			2
16	C	LERSCH da SILVEIRA (C)	5	5	5			3
18		GUEDES HV	6	6				1
Coach: ELIAS PONTES E (BRA)								
Assistant Coach: NEVES GRILO A (BRA)								

TEAM AND PLAYER PERFORMANCES

Won Points	Total Atts	No	Name	Scoring Skills	Won Points	Total Atts	No	Name
44	75	Total Team		Attack	27	67	Total Team	
12	20	19	ROHRS EJ		7	12	9	KRAUCHUK ESQUIVEL.
8	15	31	BOHME YN		6	22	6	FERREIRA SILVA PH
8	10	32	KUNSTMANN JK		5	8	11	FIGUEIREDO dos SA.
9	19	Total Team		Block	2	15	Total Team	
3	4	16	PETER T		1	2	9	KRAUCHUK ESQUIVEL.
2	5	33	TORWIE SV		1	2	6	FERREIRA SILVA PH
1	1	8	JOHN F	Serve	6	72	Total Team	
2	8	32	KUNSTMANN JK		4	17	6	FERREIRA SILVA PH
1	10	33	TORWIE SV		1	12	12	ADAMI H
1	14	31	BOHME YN		1	13	11	FIGUEIREDO dos SA.
25		Total Team		Opp Error	35		Total Team	
82	173	Total Team		Total	70	154	Total Team	
13	39	19	ROHRS EJ	Best Scorer	11	41	6	FERREIRA SILVA PH

Legend:

Atts	Attempts	C	Team Captain	L	Libero Player	L	Substitute libero
n	Starting line-up where n = starting position on court (i.e. position 1 to 6)						
nn	Substitute where nn = jersey number of out going player			Opp	Opponent	Pts	Points scored



Match Results

赛事成绩

Match:8

As of SAT 29 JUL 2023 at 21:17

Team	Sets	1	2	3	4	5	Total	Start Time: 20:00
ITA	3	25	25	25			75	End Time: 21:14
TPE	0	15	13	16			44	Match Duration: 1h14min
Playing Time		24min	23min	23min			1h 14min	Spectators: 541

First Referee: KSHATRIYA Narendrasingh (IND)

Second Referee: FADILI Ali (MAR)

ITA - Italy								
No	C/L	Name	1	2	3	4	5	Pts
2		PORRO P	1	2	1			2
3		HELD T		2	2			0
6		POL A						0
9	C	RECINE F (C)	2	3	2			15
11		GARDINI D						0
13		CORTESIA L	3	4	3			8
16		SALSI N		31				0
24	L	CATANIA D	L	L	L			0
25		VITELLI M	6	1	6			7
27		CANESCHI E						0
29		MAGALINI G	5	6	5			9
31		SALA L	4	5	4			17
Coach:			FANIZZA V (ITA)					
Assistant Coach:			LEONI L (ITA)					

TPE - Chinese Taipei								
No	C/L	Name	1	2	3	4	5	Pts
1		KO K	15	15	15			0
2	L	JHANG Y	L	L	L			0
4		CHEN C	4	3	2			2
7		JACKMAN RN	6	12	1			6
8		LEI N			19			0
9		HUNG J	14	14	14			0
10		LIN J	1	6	5			0
12	C	SUNG P (C)	3	2	7			1
14		CHANG Y	5	4	3			6
15		LIN C	2	1	6			0
19		TSENG H	7	5	4			8
Coach:			MORO B (TPE)					
Assistant Coach:			MARKOVIC F (TPE)					

TEAM AND PLAYER PERFORMANCES

Won Points	Total Atts	No	Name	Scoring Skills	Won Points	Total Atts	No	Name
42	58	Total Team		Attack	20	50	Total Team	
13	20	31	SALA L		8	13	19	TSENG H
11	12	9	RECINE F		5	11	7	JACKMAN RN
8	11	29	MAGALINI G		5	13	14	CHANG Y
5	12	Total Team		Block	1	15	Total Team	
3	6	25	VITELLI M		1	3	14	CHANG Y
1	2	9	RECINE F					
1	2	2	PORRO P					
11	73	Total Team		Serve	2	46	Total Team	
4	19	31	SALA L		1	4	12	SUNG P
3	12	9	RECINE F		1	7	7	JACKMAN RN
2	12	13	CORTESIA L					
18		Total Team		Opp Error	20		Total Team	
76	143	Total Team		Total	43	111	Total Team	
17	39	31	SALA L	Best Scorer	8	21	19	TSENG H

Legend:

Atts	Attempts	C	Team Captain	L	Libero Player	L	Substitute libero
n	Starting line-up where n = starting position on court(i.e. position 1 to 6)						
nn	Substitute where nn = jersey number of out going player			Opp	Opponent	Pts	Points scored



Match Results

赛事成绩

Match:1

As of SUN 30 JUL 2023 at 21:53

Team	Sets	1	2	3	4	5	Total
CHN	3	11	25	25	25		86
GER	1	25	11	15	13		64
Playing Time		20min	20min	25min	24min		1h 29min

Start Time: 20:00
End Time: 21:36
Match Duration: 1h36min
Spectators: 1,618

First Referee: PEREIRA FELICIANO Fabricio (BRA)

Second Referee: SZABO ALEXI Paul Catalin (ROU)

CHN - People's Republic of China							
No	C/L	Name	1	2	3	4	5 Pts
1		ZHANG S	3				0
2		MA W		6			0
3		XIE S	8	12	12		0
4	L	XU J	L	L	L	L	0
5		WU M	2	2	2	2	19
6		GAO Y	6	6	6	6	10
7		ZHONG H	5		5	9	1
8		XU X	1	1	1	1	1
9	C	ZHUANG Y (C)	7	5	5	5	9
10		WANG W	1	3	3	3	7
11		ZHOU Y		8	8	12	4
12		MIAO Y	4	4	4	4	13
Coach: ZHAO Yong (CHN)							
Assistant Coach: XIE Jiyang (CHN)							

GER - Germany							
No	C/L	Name	1	2	3	4	5 Pts
1		AGBORTABI V	6	5	6	35	5
8		FERNAU P		20		20	1
20		WESKE EF	5	4	5	4	10
26	C	HOLZIG A (C)	3	2	3		10
28		KELLER LT		43		43	1
29		LEWELING P		26	26	2	5
35		VAN CLEWE L	4	3	4	3	5
36		SILGE WH	1	6	1		4
37		KUHL AH			36	6	2
40		JATZKO RV		1	1	5	7
43		KOHN HE	2	1	2	1	1
46	L	NESTLER PM	L	L	L	L	0
Coach: NEUBAUER N (GER)							
Assistant Coach: BITTER K (GER)							

TEAM AND PLAYER PERFORMANCES

Won Points	Total Atts	No	Name
50	104	Total Team	
17	33	5	WU M
11	21	12	MIAO Y
8	20	9	ZHUANG Y
11	30	Total Team	
7	13	6	GAO Y
2	4	12	MIAO Y
1	3	9	ZHUANG Y
3	85	Total Team	
2	16	5	WU M
1	17	10	WANG W
0	15	9	ZHUANG Y
22		Total Team	
86	219	Total Team	
19	52	5	WU M

Scoring Skills
Attack
Block
Serve
Opp Error
Total
Best Scorer

Won Points	Total Atts	No	Name
39	108	Total Team	
8	15	26	HOLZIG A
7	23	20	WESKE EF
7	18	40	JATZKO RV
8	18	Total Team	
3	6	20	WESKE EF
2	2	36	SILGE WH
1	1	37	KUHL AH
4	65	Total Team	
2	10	26	HOLZIG A
1	4	1	AGBORTABI V
1	8	36	SILGE WH
13		Total Team	
64	191	Total Team	
10	37	20	WESKE EF

Legend:

Atts	Attempts	C	Team Captain	L	Libero Player	L	Substitute libero
n	Starting line-up where n = starting position on court (i.e. position 1 to 6)						
nn	Substitute where nn = jersey number of out going player			Opp	Opponent	Pts	Points scored



Match Results

赛事成绩

Match.:2

As of SUN 30 JUL 2023 at 22:37

Team	Sets	1	2	3	4	5	Total
POL	2	25	25	23	19	14	106
BRA	3	21	22	25	25	16	109
Playing Time		31min	30min	32min	26min	22min	2h 21min

Start Time: 20:00
End Time: 22:30
Match Duration: 2h30min
Spectators: 800

First Referee: **FADILI Ali (MAR)**

Second Referee: **HARIZ Adberrazek (TUN)**

POL - Poland							
No C/L	Name	1	2	3	4	5	Pts
1	MOSKWA KP				4		0
2	ORZYLOWSKA M	4	3	4	6	6	12
4	LISIAK MM	1	6	1	3	3	7
6	RASINSKA AS	5	4	5	4	11	10
7	NOWAKOWSKA P	8	8	8	8	8	0
8	PIASECKA JN	3	2	3	2	2	19
10 L	DRABEK KE		L	L	L	L	0
11	DRUZKOWSKA K	21	21	6	6	4	9
13	LYCZAKOWSKA M	6	6	21	21	1	0
18 L	LYSIAK JA		L	L	L	L	0
21 C	GRABKA AE (C)	2	1	2	1		2
22	SZLAGOWSKA WW	6	5	6	5	5	17
Coach: PASINSKI JR (POL)							
Assistant Coach: DABROWSKI B (POL)							

BRA - Brazil							
No C/L	Name	1	2	3	4	5	Pts
1	GONZAGA de CARVAL.						0
4	TIAGO da SILVA JM	2	2	3	3	3	17
5	PEREIRA DANIELSKI		13	5	5	5	4
6	de JESUS MACHADO S	4	4	4	4	4	21
7 L	CRUZ de LIMA L		L	L	L	L	0
8	BARROS BAIJO L						0
9 C	BATISTA MEDEIROS L (C)	6	6	1	1	1	0
10	LEANDRO GROTH S	1	1	2	2	2	14
11	LIMA de OLIVEIRA M	9		9			1
13	MESQUITA dos SANT.	3	3				7
14	da SILVA COSTA M	13		6			0
19	FRANCO de SOUZA P.	5	5	6	6	6	9
Coach: GOMES Fernando (BRA)							
Assistant Coach: VIEIRA LUIZ (BRA)							

TEAM AND PLAYER PERFORMANCES

Won Points	Total Atts	No	Name
61	146	Total Team	
17	37	8	PIASECKA JN
16	39	22	SZLAGOWSKA WW
8	25	6	RASINSKA AS
14	38	Total Team	
4	9	2	ORZYLOWSKA M
4	10	4	LISIAK MM
2	3	11	DRUZKOWSKA K
2	107	Total Team	
1	7	6	RASINSKA AS
1	22	2	ORZYLOWSKA M
0	19	8	PIASECKA JN
29		Total Team	
106	291	Total Team	
19	60	8	PIASECKA JN

Scoring Skills
Attack
Block
Serve
Opp Error
Total
Best Scorer

Won Points	Total Atts	No	Name
56	138	Total Team	
17	45	6	de JESUS MACHADO S
12	21	4	TIAGO da SILVA JM
10	25	10	LEANDRO GROTH S
12	35	Total Team	
4	9	4	TIAGO da SILVA JM
2	4	19	FRANCO de SOUZA P.
2	4	10	LEANDRO GROTH S
6	111	Total Team	
2	16	6	de JESUS MACHADO S
2	20	10	LEANDRO GROTH S
1	12	19	FRANCO de SOUZA P.
35		Total Team	
109	284	Total Team	
21	67	6	de JESUS MACHADO S

Legend:

Atts	Attempts	C	Team Captain	L	Libero Player	[L]	Substitute libero
[n]	Starting line-up where n = starting position on court (i.e. position 1 to 6)						
[nn]	Substitute where nn = jersey number of out going player			Opp	Opponent	Pts	Points scored



Match Results

赛事成绩

Match.:3

As of SUN 30 JUL 2023 at 21:16

Team	Sets	1	2	3	4	5	Total
IND	0	13	12	17			42
HKG	3	25	25	25			75
Playing Time		34min	22min	24min			1h 20min

 Start Time: 20:00
 End Time: 21:26
 Match Duration: 1h26min
 Spectators: 1,600

First Referee: MARITNEZ MENDOZA Cinthya Ines (COL)

Second Referee: CHUNG Ching Ju (TPE)

IND - India							
No	C/L	Name	1	2	3	4	5 Pts
1	L	KUMARI S	L	L	L		0
2		NAG M	9				0
3		SHIBANINI P		10			0
4		KUMARAN V	2	2	3		5
5		KURIYEDATH A					0
6		PATHAK R	4	4	5		3
7	C	SHUKLA PD (C)	3	3	4		6
8		RAJANGAM B	10		6		8
9		ROY A	1	1	2		0
10		NEHA	5	5			2
12		PULLARI AS		6	1		1
17		KOZHOTHHAZHAM SHANOJ SL	6		12		3
Coach: VISWAMBHARAN A (IND)							
Assistant Coach: SINGH J (IND)							

HKG - Hong Kong, China							
No	C/L	Name	1	2	3	4	5 Pts
2		CHAN MW	1	2	1		9
4		NG WL					0
5		HO KY	7	7	7		3
6		WONG SW	3	4	3		4
7		SHUM L	6	1	6		8
8	C	CHIM WL (C)	4	5	4		10
10		TSE LL	17	2	2		2
12		YIM WN	2	3	2		9
14		SUEN YT		6			0
15		LAM TCP		8	8		2
17		FONG KY	5	6	5		7
18	L	CHEUNG HNM	L	L	L		0
Coach: CHAN SHIU KI E (HKG)							
Assistant Coach: YU YING C (HKG)							

TEAM AND PLAYER PERFORMANCES

Won Points	Total Atts	No	Name
24	110	Total Team	
7	21	8	RAJANGAM B
6	14	7	SHUKLA PD
3	27	4	KUMARAN V
3	24	Total Team	
1	1	4	KUMARAN V
1	2	8	RAJANGAM B
1	4	12	PULLARI AS
1	44	Total Team	
1	9	4	KUMARAN V
0	6	9	ROY A
0	1	8	RAJANGAM B
13		Total Team	
41	178	Total Team	
8	24	8	RAJANGAM B

Scoring Skills
Attack
Block
Serve
Opp Error
Total
Best Scorer

Won Points	Total Atts	No	Name
44	103	Total Team	
9	26	8	CHIM WL
8	21	7	SHUM L
7	12	12	YIM WN
6	21	Total Team	
2	4	5	HO KY
1	1	6	WONG SW
1	2	8	CHIM WL
5	72	Total Team	
3	20	2	CHAN MW
1	3	15	LAM TCP
1	14	12	YIM WN
20		Total Team	
75	196	Total Team	
10	36	8	CHIM WL

Legend:

Atts	Attempts	C	Team Captain	L	Libero Player	L	Substitute libero
n	Starting line-up where n = starting position on court(i.e. position 1 to 6)						
nn	Substitute where nn = jersey number of out going player			Opp	Opponent	Pts	Points scored



Match Results

赛事成绩

Match.:4

As of SUN 30 JUL 2023 at 21:34

Team	Sets	1	2	3	4	5	Total	Start Time: 20:00
COL	0	19	20	22			61	End Time: 21:25
CZE	3	25	25	25			75	Match Duration: 1h25min
Playing Time		24min	28min	27min			1h 19min	Spectators: 1,100

First Referee: LEUNG Yin Yan (HKG)

Second Referee: KOVALCHUK Andrii (UKR)

COL - Colombia								
No	C/L	Name	1	2	3	4	5	Pts
2		CAMILA AD	2	3	3			2
3	C	DANIELA VS (C)	4	4	1			0
4		ANA MARIA ZL	6	1	3			0
6		MARIA ISABEL VC	5	6	6			2
8		ISABEL CRISTINA HA		6	2			1
9	L	ELIZABETH RV	L	L	L			0
10		CATALINA LC	4	5	5			6
14		MARIANA VL	1	2	2			12
15		SOFIA CP	3	4	4			17
16		SOFIA RZ						0
Coach: HERNANDEZ ATEHORTUA JC (COL)								
Assistant Coach:								

CZE - Czech Republic								
No	C/L	Name	1	2	3	4	5	Pts
2		VIRTOVA V		11				1
4		CHALOUPKOVA B			27			0
6		SMIDOVA N		8	11			1
8		KUNIKOVA K	5	4	5			15
9	C	SVOBODOVA E (C)	3	2	3			12
10		BENEDIKTOVA A		27				0
11		GRABOVSKA K	2	1	2			1
12		DLOUHA M	4	3	4			11
14	L	KOLAROVA L	L	L	L			0
15		KNEIFLOVA E	1	6	1			7
19		WEIDENTHALEROVA A						0
27		KALHOUSOVA L	6	5	6			6
Coach: MAREK Ondrej (CZE)								
Assistant Coach: KRPAC Radek (CZE)								

TEAM AND PLAYER PERFORMANCES

Won Points	Total Atts	No Name	Scoring Skills	Won Points	Total Atts	No Name
32	107	Total Team	Attack	39	95	Total Team
14	40	15 SOFIA CP		14	25	8 KUNIKOVA K
11	31	14 MARIANA VL		9	26	9 SVOBODOVA E
5	29	10 CATALINA LC	Block	6	22	27 KALHOUSOVA L
2	11	Total Team		11	21	Total Team
1	3	15 SOFIA CP		4	6	12 DLOUHA M
1	3	10 CATALINA LC	Serve	4	7	15 KNEIFLOVA E
6	64	Total Team		3	4	9 SVOBODOVA E
2	9	2 CAMILA AD		4	73	Total Team
2	15	15 SOFIA CP	Opp Error	2	14	12 DLOUHA M
1	5	8 ISABEL CRISTINA HA		1	9	8 KUNIKOVA K
21		Total Team		1	18	11 GRABOVSKA K
61	182	Total Team	Total	22		Total Team
17	58	15 SOFIA CP	Best Scorer	76	189	Total Team
				15	34	8 KUNIKOVA K

Legend:

Atts	Attempts	C	Team Captain	L	Libero Player	[L]	Substitute libero
[n]	Starting line-up where n = starting position on court (i.e. position 1 to 6)						
[nn]	Substitute where nn = jersey number of out going player						
		Opp	Opponent	Pts	Points scored		



Match Results

赛事成绩

Match.:9

As of MON 31 JUL 2023 at 16:33

Team	Sets	1	2	3	4	5	Total	Start Time: 15:00
POL	3	25	25	25			75	End Time: 16:13
HKG	0	11	19	14			44	Match Duration: 1h13min
Playing Time		21min	26min	22min			1h 9min	Spectators: 1,400

First Referee: MASHASHA Sibangani Selome (ZIM)

Second Referee: VILLARREAL Andres (ARG)

POL - Poland								HKG - Hong Kong, China							
No C/L	Name	1	2	3	4	5	Pts	No C/L	Name	1	2	3	4	5	Pts
2	CYZOWSKI J	10		10			2	3 L	CHIU CY	L	L	L			0
4 C	KOZUB LK (C)	1	1	1			5	4	LEUNG HY	1		20			0
9	SASAK KM	4	4				3	5	WAN KN	10		8			1
10	GIERZOT M	5	5	5			21	7	KWAN CH	12	2	2			0
11	KOGUT DP	2	2				8	8	POON CL	2	4	4			6
13	MAGNUSZEWSKI M	9		4			0	9 C	AU CT (C)	20	17	3			3
14	ABRAMOWICZ J		72	3			2	10	TAM CHD	3	5	5			12
16	WOCH DT	3	3				7	11	LAM SL	5	1				0
17	KRYSIK M		11	2			3	12	CHING HL	6	7	7			0
19	DULSKI D	4	9	4			6	17	LAM YC	4	3	9			2
20 L	SZYMURA KT	L	L	L			0	19	SIO KY		11	1			1
72	POREBA MA	6	6	6			9	20	CHEUNG NY	4	6	6			3
Coach: LUKS DJ (POL)								Coach: YAU HOK C (HKG)							
Assistant Coach: MIERZEJEWSKI MM (POL)								Assistant Coach: POON WAI K (HKG)							

TEAM AND PLAYER PERFORMANCES

Won Points	Total Atts	No	Name	Scoring Skills	Won Points	Total Atts	No	Name
49	80	Total Team		Attack	23	67	Total Team	
14	25	10	GIERZOT M		10	24	10	TAM CHD
7	8	11	KOGUT DP		4	8	8	POON CL
7	7	72	POREBA MA		3	5	9	AU CT
6	20	Total Team		Block	4	15	Total Team	
2	3	4	KOZUB LK		2	3	8	POON CL
2	5	72	POREBA MA		1	2	10	TAM CHD
1	2	17	KRYSIAK M		1	4	20	CHEUNG NY
11	73	Total Team		Serve	1	46	Total Team	
7	20	10	GIERZOT M		1	7	10	TAM CHD
2	14	4	KOZUB LK		0	3	9	AU CT
1	3	9	SASAK KM		0	6	8	POON CL
9		Total Team		Opp Error	16		Total Team	
75	173	Total Team		Total	44	128	Total Team	
21	47	10	GIERZOT M	Best Scorer	12	33	10	TAM CHD

Legend:

Atts	Attempts	C	Team Captain	L	Libero Player	L	Substitute libero
n	Starting line-up where n = starting position on court(i.e. position 1 to 6)						
nn	Substitute where nn = jersey number of out going player			Opp	Opponent	Pts	Points scored



Match Results

赛事成绩

Match.:10

As of MON 31 JUL 2023 at 17:02

Team	Sets	1	2	3	4	5	Total	Start Time: 15:00
POR	3	19	25	25	27		96	End Time: 16:54
KOR	1	25	22	22	25		94	Match Duration: 1h54min
Playing Time		26min	23min	25min	31min		1h 45min	Spectators: 1,000

First Referee: THORNBURGH William (USA)

Second Referee: GERARD Joseph (MAS)

POR - Portugal								
No	C/L	Name	1	2	3	4	5	Pts
2		FERNANDES SAMPAIO						0
5	L	NOGUEIRA GOMES G	L	L	L	L		0
7		TEIXEIRA BELO MAR.	3	5	4	5		33
8		PEIXOTO FIGUEIREDO	4	6	5	6		8
9		CAMPOS AZENHA M	12	L	L	L		0
10		DA CRUZ BRITO EA	5	1	6	1		6
12		BRAGA MONTEIRO PD	1	3	2	3		3
14		ALMEIDA CAVALCANTI				12		5
15	C	NOGUEIRA NEVES PE. (C)				17		0
17		CONCEICAO DIAS B	6	2	1	2		6
18		FONSECA NEVES OLI.	2	4	3	4		8
Coach: TEIXEIRA DA SILVA HA (POR)								
Assistant Coach: DA CUNHA ANTUNES LV (POR)								

KOR - Republic of Korea								
No	C/L	Name	1	2	3	4	5	Pts
1		PARK S		13	13			0
3		LEE H	6	6	6	6		0
5	L	SONG M	L	L	L	L		0
6	C	KIM S (C)	18	18	4	6		6
7		PARK T						0
10		LEE Y	3	3		20		1
12		LEE J	2	2	2	2		8
13		JEONG T	5	5	5	5		5
15		LEE Y			3			0
16		JEONG H	1	1	1	1		21
18		HONG D	4	4		4		10
20		SHIN H	3	3	3	3		12
Coach: YANG JW (KOR)								
Assistant Coach: SONG B (KOR)								

TEAM AND PLAYER PERFORMANCES

Won Points	Total Atts	No Name	Scoring Skills	Won Points	Total Atts	No Name
52	105	Total Team	Attack	53	101	Total Team
31	57	7 TEIXEIRA BELO MAR.		19	31	16 JEONG H
6	16	8 PEIXOTO FIGUEIREDO		12	26	20 SHIN H
4	9	18 FONSECA NEVES OLI.	Block	9	20	18 HONG D
14	35	Total Team		6	28	Total Team
4	10	18 FONSECA NEVES OLI.		3	13	13 JEONG T
3	7	10 DA CRUZ BRITO EA	Serve	1	3	6 KIM S
2	2	14 ALMEIDA CAVALCANTI		1	3	12 LEE J
3	95	Total Team		4	95	Total Team
2	18	7 TEIXEIRA BELO MAR.	Opp Error	1	4	10 LEE Y
1	11	17 CONCEICAO DIAS B		1	9	18 HONG D
27		Total Team		1	16	16 JEONG H
96	235	Total Team	Total	31		Total Team
				94	224	Total Team
33	82	7 TEIXEIRA BELO MAR.	Best Scorer	21	52	16 JEONG H

Legend:

Atts	Attempts	C	Team Captain	L	Libero Player	L	Substitute libero
n	Starting line-up where n = starting position on court(i.e. position 1 to 6)						
nn	Substitute where nn = jersey number of out going player						
		Opp	Opponent	Pts	Points scored		



Match Results

赛事成绩

Match.:11

As of MON 31 JUL 2023 at 19:03

Team	Sets	1	2	3	4	5	Total	Start Time: 17:30
CZE	0	16	18	18			52	End Time: 18:51
ARG	3	25	25	25			75	Match Duration: 1h21min
Playing Time		26min	25min	26min			1h 17min	Spectators: 1,000

First Referee: SZABO ALEXI Paul Catalin (ROU)

Second Referee: PARK Jung (USA)

CZE - Czech Republic								ARG - Argentina							
No C/L	Name	1	2	3	4	5	Pts	No C/L	Name	1	2	3	4	5	Pts
2	SULC R		10				0	2	CONDE BARRIOS L	2	3	2			9
4	DVORAK J		9	10			5	5	PONZIO JA	77	77	77			0
7 C	SULC M (C)	19		19			2	6	GOMEZ GA	5	6	5			11
8 L	KUNC T	L	L	L			0	7	ROJAS NA	20		14			1
9	PISKACEK O	6	1	1			1	8 L	SCARPA T	L	L	L			0
10	RIMAL D	3	4	4			5	9	DIAZ BOLLI SM	12	12	12			0
11	SABRT M	2	3	3			0	12 C	BALAGUE M (C)	1	2	1			12
14	JANECKA J			11			0	13	GALLARDO AN						0
18	SVOBODA J	1	2	2			6	14	SALAZAR TOMBION I	3	4	3			6
19	SUDA R	4	5	5			5	20	SORIA SD	6	1	6			6
20	TROJANOWICZ L	5	6	6			2	21	NOVAS RUIZ I						0
21	DRAHONOVSKY M	18		18			0	77	GIRAUDO ESCURRA M	4	5	4			5
Coach: LUBOMIR V (CZE)								Coach: DARRAIDOU SP (ARG)							
Assistant Coach: MELICHALEK Z (CZE)								Assistant Coach: PEREIRA P (ARG)							

TEAM AND PLAYER PERFORMANCES

Won Points	Total Atts	No Name	Scoring Skills	Won Points	Total Atts	No Name
22	68	Total Team	Attack	34	54	Total Team
5	13	19 SUDA R		10	18	6 GOMEZ GA
4	16	10 RIMAL D		9	12	12 BALAGUE M
4	13	18 SVOBODA J		7	14	2 CONDE BARRIOS L
3	13	Total Team	Block	11	30	Total Team
1	1	4 DVORAK J		4	4	77 GIRAUDO ESCURRA M
1	2	10 RIMAL D		3	13	14 SALAZAR TOMBION I
1	6	18 SVOBODA J		2	5	12 BALAGUE M
1	53	Total Team	Serve	5	74	Total Team
1	8	18 SVOBODA J		2	15	2 CONDE BARRIOS L
0	7	9 PISKACEK O		1	3	7 ROJAS NA
				1	12	77 GIRAUDO ESCURRA M
26		Total Team	Opp Error	25		Total Team
52	134	Total Team		75	158	Total Team
6	27	18 SVOBODA J	Best Scorer	12	38	12 BALAGUE M

Legend:

Atts	Attempts	C	Team Captain	L	Libero Player	[L]	Substitute libero
[n]	Starting line-up where n = starting position on court(i.e. position 1 to 6)						
[nn]	Substitute where nn = jersey number of out going player			Opp	Opponent	Pts	Points scored



Match Results

赛事成绩

Match.:12

As of MON 31 JUL 2023 at 18:47

Team	Sets	1	2	3	4	5	Total
JPN	3	25	25	25			75
AZE	0	17	14	18			49
Playing Time		22min	21min	21min			1h 4min

Start Time: 17:30
End Time: 18:40
Match Duration: 1h10min
Spectators: 750

First Referee: KRTICKA Jan (CZE)

Second Referee: PEREIRA FELICIANO Fabricio (BRA)

JPN - Japan							
No	C/L	Name	1	2	3	4	5 Pts
1	C	YAMAMOTO R (C)	1	6			0
2		ONIKI R			13		1
4		MIZUMACHI T	2	1			7
5		SOMENO H		4	2		5
6		YAMADA D			4		5
7		KAI K	4	3			10
8		NAKASHIMA K		1	1		1
9		FUJIWARA N	5				6
10	L	TAKAKI K	L	L	L		0
13		KAWAGUCHI S	3	2	3		4
14		TARUMI Y		4	5		7
16		YASUHARA D	6	5	6		9
Coach: YAMAMOTO K (JPN)							
Assistant Coach: NAKATA M (JPN)							

AZE - Azerbaijan							
No	C/L	Name	1	2	3	4	5 Pts
2		AZIMOV J	4	4	5		6
4	C	AGHAZADA A (C)	5	3			1
5		ALIYEV R	4	5			4
6	L	ALIYEV R		L	L		0
7		GURSKII R	1	2	1		4
8		NIKULENKO Y	3	4	3		2
10		BUNYATOV Y	2	6	2		3
11		AGHABAYOV R	6	1			2
12	L	JENKEL F	L	L	L		0
13		RUSTAMOV A			6		1
14		DUNYAMALIYEV S	8	5	4		2
23		DARYAYEV F	5		8		4
Coach: JALALOV F (AZE)							
Assistant Coach: GAHRAMANOV D (AZE)							

TEAM AND PLAYER PERFORMANCES

Won Points	Total Atts	No	Name
41	61	Total Team	
8	13	7	KAI K
5	8	16	YASUHARA D
5	8	4	MIZUMACHI T
3	10	Total Team	
1	1	9	FUJIWARA N
1	3	16	YASUHARA D
1	3	14	TARUMI Y
11	73	Total Team	
3	10	16	YASUHARA D
2	8	4	MIZUMACHI T
2	11	7	KAI K
21		Total Team	
76	144	Total Team	
10	25	7	KAI K

Scoring Skills
Attack
Block
Serve
Opp Error
Total
Best Scorer

Won Points	Total Atts	No	Name
26	63	Total Team	
5	9	2	AZIMOV J
4	14	5	ALIYEV R
3	16	10	BUNYATOV Y
1	6	Total Team	
1	2	7	GURSKII R
2	51	Total Team	
1	2	23	DARYAYEV F
1	9	2	AZIMOV J
0	4	8	NIKULENKO Y
20		Total Team	
49	120	Total Team	
6	19	2	AZIMOV J

Legend:

Atts	Attempts	C	Team Captain	L	Libero Player	L	Substitute libero
n	Starting line-up where n = starting position on court (i.e. position 1 to 6)						
nn	Substitute where nn = jersey number of out going player			Opp	Opponent	Pts	Points scored



Match Results

赛事成绩

Match:13

As of MON 31 JUL 2023 at 19:05

Team	Sets	1	2	3	4	5	Total
IRI	3	25	25	25			75
IND	0	19	16	18			53
Playing Time		26min	23min	21min			1h 16min

Start Time: 17:30
End Time: 18:45
Match Duration: 1h15min
Spectators: 622

First Referee: KUROKI JUNIOR George Hideyuki (BRA)

Second Referee: LEUNG Yin Yan (HKG)

IRI - Islamic Republic of Iran							
No	C/L	Name	1	2	3	4	5 Pts
1		SADATIBALADEHI S			20		0
4		HOSSEINPOUR P	2	2	2		8
7		MOSLEHABADI FARAH.	6	6	6		15
10		NOROUZI E	3	3	3		6
11	C	KAMALABADI S (C)	5	5	5		11
12		MOMENI MOGHADAM P					0
13		MASHHADI S					0
15		BEHNEZHAD A	1	1	1		3
16	L	SAKHAVI M	L	L	L		1
18		MOLAABASI A					0
20		HEIDARI K	4	4	4		12
Coach: MOMENIMOGHADAM GR (IRI)							
Assistant Coach: MONAZAMI A (IRI)							

IND - India							
No	C/L	Name	1	2	3	4	5 Pts
1		KUMAR A	3	2	3		6
2		GOLLAHALLI NANDISH	6	1			3
3		PANDIYARAJ A					0
4		CHOUDHARY T		11	6		0
5		JASKARAN SINGH					0
7		CHAUDHARY S	2	1	2		2
8		SAWAN	11		11		0
10		GIRI H	5	4	5		13
11	C	SINGH D (C)	4	3	4		4
12	L	BANJARA SP	L	L	L		1
13		SAHAYA ANTHONI RAJ	6	5			7
14		JASJODH S	1				2
Coach: DAKSHINAMOORTHY S (IND)							
Assistant Coach: RAJESH K (IND)							

TEAM AND PLAYER PERFORMANCES

Won Points	Total Atts	No	Name
42	66	Total Team	
12	17	20	HEIDARI K
9	14	7	MOSLEHABADI FARAH.
9	13	11	KAMALABADI S
6	19	Total Team	
3	5	10	NOROUZI E
2	4	7	MOSLEHABADI FARAH.
1	3	11	KAMALABADI S
8	73	Total Team	
4	13	7	MOSLEHABADI FARAH.
2	17	15	BEHNEZHAD A
1	10	11	KAMALABADI S
18		Total Team	
74	158	Total Team	
15	31	7	MOSLEHABADI FARAH.

Scoring Skills
Attack
Block
Serve
Opp Error
Total
Best Scorer

Won Points	Total Atts	No	Name
32	71	Total Team	
12	19	10	GIRI H
7	14	13	SAHAYA ANTHONI RAJ
6	15	1	KUMAR A
5	24	Total Team	
2	3	14	JASJODH S
2	7	2	GOLLAHALLI NANDISH
1	6	7	CHAUDHARY S
1	53	Total Team	
1	11	10	GIRI H
0	2	8	SAWAN
0	9	7	CHAUDHARY S
15		Total Team	
53	148	Total Team	
13	31	10	GIRI H

Legend:

Atts	Attempts	C	Team Captain	L	Libero Player	L	Substitute libero
n	Starting line-up where n = starting position on court(i.e. position 1 to 6)						
nn	Substitute where nn = jersey number of out going player			Opp	Opponent	Pts	Points scored



Match Results

赛事成绩

Match:5

As of MON 31 JUL 2023 at 20:13

Team	Sets	1	2	3	4	5	Total
TPE	1	20	25	21	20		86
POL	3	25	16	25	25		91
Playing Time		29min	29min	30min	29min		1h 57min

Start Time: 17:30
End Time: 19:33
Match Duration: 2h3min
Spectators: 1,528

First Referee: WANG Hao Juan (CHN)

Second Referee: KSHATRIYA Narendrasingh (IND)

TPE - Chinese Taipei							
No C/L	Name	1	2	3	4	5	Pts
5	WU F	6	1	2	1		17
6	CHIU Y	1	2	3	2		8
7	LIN S	3	4	5	4		20
8	CHEN J	12		12	12		0
9	KAN K	4	5	6	5		8
10	HSU W	13	6	13	13		3
12 C	LIAO Y (C)	5	6	1	6		1
13	HUANG M	2	3	4	3		14
14	CHEN L	9	9				0
15 L	LIN C	L	L	L	L		0
17	LIU S						0
20	LIAO C	6		9	9		1
Coach: CHEN Yu-An (TPE)							
Assistant Coach: HUANG Wei-Hsiang (TPE)							

POL - Poland							
No C/L	Name	1	2	3	4	5	Pts
1	MOSKWA KP						0
2	ORZYLOWSKA M	6	1	6	6		9
4	LISIAK MM	3	4	3	3		9
6	RASINSKA AS	4	5	4	4		17
7	NOWAKOWSKA P	8	8	8			0
8	PIASECKA JN	2	3	2	2		15
10 L	DRABEK KE	L	L	L	L		0
11	DRUZKOWSKA K	21	6		21		1
13	LYCZAKOWSKA M	6	21		6		0
18 L	LYSIAK JA	L	L	L	L		0
21 C	GRABKA AE (C)	1	2	1	1		4
22	SZLAGOWSKA WW	5	6	5	5		14
Coach: PASINSKI JR (POL)							
Assistant Coach: DABROWSKI B (POL)							

TEAM AND PLAYER PERFORMANCES

Won Points	Total Atts	No	Name
65	178	Total Team	
18	49	7	LIN S
17	39	5	WU F
11	38	13	HUANG M
7	31	Total Team	
3	6	13	HUANG M
2	4	7	LIN S
1	6	9	KAN K
0	87	Total Team	
0	4	9	KAN K
0	2	8	CHEN J
0	14	7	LIN S
14		Total Team	
86	296	Total Team	
20	67	7	LIN S

Scoring Skills
Attack
Block
Serve
Opp Error
Total
Best Scorer

Won Points	Total Atts	No	Name
54	164	Total Team	
17	48	6	RASINSKA AS
12	32	8	PIASECKA JN
11	45	22	SZLAGOWSKA WW
12	48	Total Team	
3	7	22	SZLAGOWSKA WW
3	8	8	PIASECKA JN
3	12	4	LISIAK MM
3	90	Total Team	
2	23	21	GRABKA AE
1	12	4	LISIAK MM
0	17	8	PIASECKA JN
22		Total Team	
91	302	Total Team	
17	64	6	RASINSKA AS

Legend:

Atts	Attempts	C	Team Captain	L	Libero Player	L	Substitute libero
n	Starting line-up where n = starting position on court (i.e. position 1 to 6)						
nn	Substitute where nn = jersey number of out going player			Opp	Opponent	Pts	Points scored



Match Results

赛事成绩

Match.:6

As of MON 31 JUL 2023 at 18:43

Team	Sets	1	2	3	4	5	Total
JPN	3	25	25	25			75
COL	0	9	9	7			25
Playing Time		21min	21min	28min			1h 10min

Start Time: 17:30
End Time: 18:34
Match Duration: 1h4min
Spectators: 600

First Referee: MBOUMTEKE Essomey Andre (CMR)

Second Referee: ZULFUGAROV Eldar (AZE)

JPN - Japan							
No	C/L	Name	1	2	3	4	5 Pts
1	C	YOKOTA S (C)	6	6	6		2
2		NAKAJIMA S	5	5	5		8
3		TAKAMA K		11	11		2
4		KOBAYASHI AY		1	1		1
5		YAMANAKA H			13		4
8		KOSA F			12		0
10	L	KAWABATA H		L	L		0
11		NAKAGAWA T	1	1	1		0
12		SATO Y	4	4	4		12
13		OYAMA H	3	3	3		4
14		MIYABE A	2	2	2		16
15		ISHIKURA S	14	2	14		7
Coach: FUJII Masahiro (JPN)							
Assistant Coach: SAKASHITA Maiko (JPN)							

COL - Colombia							
No	C/L	Name	1	2	3	4	5 Pts
2		CAMILA AD	2	3			0
3	C	DANIELA VS (C)	4	15	2		0
4		ANA MARIA ZL	6	1			0
6		MARIA ISABEL VC	5	6	1		2
8		ISABEL CRISTINA HA	2	2	4		0
9	L	ELIZABETH RV		L	L		0
10		CATALINA LC	4	5	6		1
14		MARIANA VL	1	2	3		5
15		SOFIA CP	3	4	5		2
16		SOFIA RZ	15	4	6		0
Coach: HERNANDEZ ATEHORTUA JC (COL)							
Assistant Coach:							

TEAM AND PLAYER PERFORMANCES

Won Points	Total Atts	No	Name
40	65	Total Team	
10	14	14	MIYABE A
9	13	12	SATO Y
7	10	2	NAKAJIMA S
5	14	Total Team	
2	3	12	SATO Y
1	1	14	MIYABE A
1	2	13	OYAMA H
11	71	Total Team	
5	20	14	MIYABE A
3	5	15	ISHIKURA S
1	3	5	YAMANAKA H
19		Total Team	
75	150	Total Team	
16	35	14	MIYABE A

Scoring Skills
Attack
Block
Serve
Opp Error
Total
Best Scorer

Won Points	Total Atts	No	Name
10	62	Total Team	
5	23	14	MARIANA VL
2	12	15	SOFIA CP
1	19	10	CATALINA LC
1	7	Total Team	
0	1	8	ISABEL CRISTINA HA
0	1	6	MARIA ISABEL VC
1	29	Total Team	
1	3	6	MARIA ISABEL VC
0	3	8	ISABEL CRISTINA HA
13		Total Team	
25	98	Total Team	
5	28	14	MARIANA VL

Legend:

Atts Attempts C Team Captain L Libero Player [L] Substitute libero
 n Starting line-up where n = starting position on court (i.e. position 1 to 6)
 nn Substitute where nn = jersey number of out going player Opp Opponent Pts Points scored



Match Results

赛事成绩

Match.:14

As of MON 31 JUL 2023 at 21:16

Team	Sets	1	2	3	4	5	Total	Start Time: 20:00
CHN	3	25	25	25			75	End Time: 21:12
UKR	0	20	18	9			47	Match Duration: 1h12min
	Playing Time	25min	22min	19min			1h 6min	Spectators: 1,152

First Referee: WANG Yeh (TPE)

Second Referee: BUNYAN Ryan (CAN)

CHN - People's Republic of China							
No C/L	Name	1	2	3	4	5	Pts
1	CHEN L	2		2			0
2	WANG H	3	3	3			4
3	ZHANG J	4	4	4			9
4	YU Y	5	1				6
5	WANG B	1		1			0
6	DENG X			3			0
7	PENG S	2	2	2			4
8	LI Y						0
9	WANG D	5	5	5			7
10	ZHANG G	6	6	6			5
11 L	YANG Y	L	L	L			0
12	HU Z			10			2
Coach: WU S (CHN)							
Assistant Coach: SHEN A (CHN)							

UKR - Ukraine							
No C/L	Name	1	2	3	4	5	Pts
1	OSTAPENKO V						0
3	RIABOV S						0
7 C	YANCHUK D (C)	2	4	3			11
8	STEBLETSKYI A	4	3	2			3
9	KRYVOBOK I	5		7			1
11	STEPOVYI Y						0
13	KLEPKO H	3	2	1			5
21 L	PAMPUSHKO Y	L	L	L			0
23	VELETSKYI D	6	5	4			2
25	MAZENKO B						0
30	MISHCHENKO S	9	1	6			7
42	URYVKIN D	1	6	5			8
Coach: KOVALENKO S (UKR)							
Assistant Coach:							

TEAM AND PLAYER PERFORMANCES

Won Points	Total Atts	No	Name
28	56	Total Team	
9	15	3	ZHANG J
5	6	9	WANG D
3	15	10	ZHANG G
6	18	Total Team	
3	5	9	WANG D
2	3	2	WANG H
1	5	7	PENG S
5	72	Total Team	
3	9	4	YU Y
2	11	10	ZHANG G
0	7	9	WANG D
36		Total Team	
75	146	Total Team	
9	25	3	ZHANG J

Scoring Skills
Attack
Block
Serve
Opp Error
Total
Best Scorer

Won Points	Total Atts	No	Name
30	77	Total Team	
8	17	7	YANCHUK D
7	15	30	MISHCHENKO S
6	16	42	URYVKIN D
3	11	Total Team	
1	2	7	YANCHUK D
1	2	13	KLEPKO H
1	5	23	VELETSKYI D
4	50	Total Team	
2	9	42	URYVKIN D
2	11	7	YANCHUK D
0	5	9	KRYVOBOK I
10		Total Team	
47	138	Total Team	
11	30	7	YANCHUK D

Legend:

Atts	Attempts	C	Team Captain	L	Libero Player	L	Substitute libero
n	Starting line-up where n = starting position on court(i.e. position 1 to 6)						
nn	Substitute where nn = jersey number of out going player			Opp	Opponent	Pts	Points scored



Match Results

赛事成绩

Match:15

As of MON 31 JUL 2023 at 22:19

Team	Sets	1	2	3	4	5	Total	Start Time: 20:00
GER	3	25	20	23	25	15	108	End Time: 22:18
ITA	2	20	25	25	21	13	104	Match Duration: 2h18min
Playing Time		27min	26min	26min	28min	19min	2h 6min	Spectators: 1,100

First Referee: KOVALCHUK Andrii (UKR)

Second Referee: CABRERA Celso Ricardo (ARG)

First Reference: KOVALENCHUK Andrii (UKR)								Second Reference: CABRERA Luis Ricardo (ARG)									
GER - Germany								ITA - Italy									
No	C/L	Name	1	2	3	4	5	Pts	No	C/L	Name	1	2	3	4	5	Pts
4		DERVISAJ L		8	6	6	6	1	2		PORRO P	1	6	1	1	1	4
6	L	GRAVEN LJ	L	L	L	L	L	0	3		HELD T				2	31	0
8		JOHN F	5	4		4	4	10	6		POL A	29	29	29	29		0
16		PETER T	6	5	4	4	4	11	9	C	RECINE F (C)	2	1	2	2	2	15
19	C	ROHRS EJ (C)	3	2	1	1	1	20	11		GARDINI D					2	0
23		GORALIK Y			2	2	2	2	13		CORTESIA L	3	2	3	3	3	10
24		BURGGRAB EJ	2	1		31	31	1	16		SALSI N				31		0
29		BOGACHEV E	32	32			23	1	24	L	CATANIA D		L	L	L	L	0
31		BOHME YN	24	24	3	3	3	10	25		VITELLI M					27	0
32		KUNSTMANN JK	1	6				2	27		CANESCHI E	6	5	6	6	6	10
33		TORWIE SV	4	3	5	5	5	12	29		MAGALINI G	5	4	5	5	5	21
36		KARLITZEK LF						0	31		SALA L	4	3	4	4	4	12
Coach: STEUERWALD P (GER)								Coach: LEONI L (ITA)									
Assistant Coach: VON KAENEL D (GER)								Assistant Coach: CARPENTIERI E (ITA)									

TEAM AND PLAYER PERFORMANCES

Won Points	Total Atts	No Name	Scoring Skills	Won Points	Total Atts	No Name
51	103	Total Team	Attack	57	113	Total Team
16	26	19 ROHRS EJ		18	35	29 MAGALINI G
9	22	16 PETER T		12	27	9 RECINE F
8	24	31 BOHME YN		11	29	31 SALA L
11	29	Total Team	Block	11	30	Total Team
4	13	33 TORWIE SV		3	5	29 MAGALINI G
2	3	19 ROHRS EJ		3	6	27 CANESCHI E
2	5	16 PETER T		2	4	13 CORTESIA L
8	108	Total Team	Serve	4	104	Total Team
2	9	8 JOHN F		2	16	9 RECINE F
2	11	31 BOHME YN		1	16	13 CORTESIA L
2	18	19 ROHRS EJ		1	22	2 PORRO P
39		Total Team	Opp Error	31		Total Team
109	240	Total Team		103	247	Total Team
20	47	19 ROHRS EJ	Best Scorer	21	58	29 MAGALINI G

Legend:

Atts	Attempts	C	Team Captain	L	Libero Player	L	Substitute libero
n	Starting line-up where n = starting position on court (i.e. position 1 to 6)						
nn	Substitute where nn = jersey number of out going player						
		Opp	Opponent	Pts	Points scored		



Match Results

赛事成绩

Match:16

As of MON 31 JUL 2023 at 21:49

Team	Sets	1	2	3	4	5	Total	Start Time: 20:00
BRA	0	23	20	29			72	End Time: 21:41
TPE	3	25	25	31			81	Match Duration: 1h41min
Playing Time		29min	28min	40min			1h 37min	Spectators: 624

First Referee: HARIZ Abderazek (TUN)

Second Referee: SCHIMPL Igor (SVK)

BRA - Brazil								
No	C/L	Name	1	2	3	4	5	Pts
4		GONCALVES AG		12	2			1
5		OLIVEIRA JR	18	11	3			6
6		FERREIRA SILVA PH	2	3	16			4
7	L	dos SANTOS W	L	L	L			0
8		de MATTOS JG		9				0
9		KRAUCHUK ESQUIVEL.	4	5	4			20
10		FACCIN G	12		6			1
11		FIGUEIREDO dos SA.	3	4	12			5
12		ADAMI H	1	2	1			1
16	C	LERSCH da SILVEIRA (C)	5	6	5			4
18		GUEDES HV	6	1				4
Coach: ELIAS PONTES E (BRA)								
Assistant Coach: NEVES GRILO A (BRA)								

TPE - Chinese Taipei								
No	C/L	Name	1	2	3	4	5	Pts
1		KO K	2	1	2			0
2	L	JHANG Y	L	L	L			0
4		CHEN C	4	3	4			12
7		JACKMAN RN	19	19	19			5
8		LEI N			12			0
9		HUNG J		1	10			1
10		LIN J	1	6	1			2
12	C	SUNG P (C)	3	2	3			4
14		CHANG Y	5	4	5			28
15		LIN C		14	1			0
19		TSENG H	6	5	6			6
Coach: MORO B (TPE)								
Assistant Coach: MARKOVIC F (TPE)								

TEAM AND PLAYER PERFORMANCES

Won Points	Total Atts	No	Name	Scoring Skills	Won Points	Total Atts	No	Name
38	90	Total Team		Attack	49	93	Total Team	
15	28	9	KRAUCHUK ESQUIVEL.		24	38	14	CHANG Y
5	10	5	OLIVEIRA JR		8	17	4	CHEN C
4	9	6	FERREIRA SILVA PH		5	14	19	TSENG H
9	24	Total Team		Block	8	21	Total Team	
5	8	9	KRAUCHUK ESQUIVEL.		4	5	14	CHANG Y
1	1	5	OLIVEIRA JR		4	8	4	CHEN C
1	2	16	LERSCH da SILVEIRA					
0	72	Total Team		Serve	1	77	Total Team	
0	10	9	KRAUCHUK ESQUIVEL.		1	5	19	TSENG H
					0	1	9	HUNG J
					0	6	8	LEI N
22		Total Team		Opp Error	23		Total Team	
69	186	Total Team		Total	81	191	Total Team	
20	46	9	KRAUCHUK ESQUIVEL.	Best Scorer	28	52	14	CHANG Y

Legend:

Atts	Attempts	C	Team Captain	L	Libero Player	L	Substitute libero
n	Starting line-up where n = starting position on court(i.e. position 1 to 6)						
nn	Substitute where nn = jersey number of out going player			Opp	Opponent	Pts	Points scored



Match Results

赛事成绩

Match.:8

As of MON 31 JUL 2023 at 21:30

Team	Sets	1	2	3	4	5	Total	Start Time: 20:00
ARG	0	22	21	24			67	End Time: 21:24
CHN	3	25	25	26			76	Match Duration: 1h24min
Playing Time		26min	26min	29min			1h 21min	Spectators: 850

First Referee: SOKOL Katarzyna (POL)

Second Referee: MARITNEZ MENDOZA Cinthya Ines (COL)

ARG - Argentina								CHN - People's Republic of China							
No C/L	Name	1	2	3	4	5	Pts	No C/L	Name	1	2	3	4	5	Pts
2	ALMEYDA B						0	1	ZHANG S			10			0
3	BRANDAN RB			17			0	2	MA W						0
5	POLANIS CR	4	3	4			13	3	XIE S		8				0
6	NIEVA GV			7			3	4 L	XU J		L	L			0
7	BENITEZ A	2	1	2			1	5	WU M	2	2	9			6
8	PICCOLO SA	3	2	3			10	6	GAO Y	6	6	6			6
9	REINOSO RE	8	8				0	7	ZHONG H	5	5	2			5
12	HOLZMAISTERS J	1	6	1			7	8	XU X	1	1	1			3
14 C	NIELSON RAMELLA DV (C)	6	5	6			6	9 C	ZHUANG Y (C)	5	5	5			10
15 L	TORINO SY		L	L			0	10	WANG W	3	3	3			7
17	CORBALAN MDLP	5	4	5			11	11	ZHOU Y	12	4	4			13
19	GIRAUDO ESCURRA C			14			0	12	MIAO Y	4		6			3
Coach: Maria Laura VINCENTE (ARG)								Coach: ZHAO Yong (CHN)							
Assistant Coach: Maria Eugenia REQUI (ARG)								Assistant Coach: XIE Jiyang (CHN)							

TEAM AND PLAYER PERFORMANCES

Won Points	Total Atts	No Name	Scoring Skills	Won Points	Total Atts	No Name
43	105	Total Team	Attack	45	96	Total Team
9	23	8 PICCOLO SA		12	23	11 ZHOU Y
9	21	17 CORBALAN MDLP		10	24	9 ZHUANG Y
8	12	5 POLANIS CR		6	7	10 WANG W
5	16	Total Team	Block	5	28	Total Team
2	3	12 HOLZMAISTERS J		1	1	11 ZHOU Y
2	7	5 POLANIS CR		1	3	8 XU X
1	2	8 PICCOLO SA		1	3	5 WU M
6	68	Total Team	Serve	3	75	Total Team
3	14	5 POLANIS CR		1	5	7 ZHONG H
2	9	17 CORBALAN MDLP		1	7	6 GAO Y
1	13	7 BENITEZ A		1	17	8 XU X
13		Total Team	Opp Error	23		Total Team
67	189	Total Team		76	199	Total Team
13	33	5 POLANIS CR	Best Scorer	13	35	11 ZHOU Y

Legend:

Atts	Attempts	C	Team Captain	L	Libero Player	L	Substitute libero
n	Starting line-up where n = starting position on court(i.e. position 1 to 6)						
nn	Substitute where nn = jersey number of out going player			Opp	Opponent	Pts	Points scored



Match Results

赛事成绩

Match:7

As of MON 31 JUL 2023 at 21:15

Team	Sets	1	2	3	4	5	Total	Start Time: 20:15
ITA	3	25	25	25			75	End Time: 21:11
IND	0	12	7	10			29	Match Duration: 0h56min
	Playing Time	18min	16min	17min			51min	Spectators: 1,350

First Referee: CHUNG Ching Ju (TPE)

Second Referee: SEROLE Edgar (BOT)

ITA - Italy								
No	C/L	Name	1	2	3	4	5	Pts
5	C	BATTISTONI I (C)	1					1
22	L	PANETONI S	L	L	L			0
25		GARDINI B	2	6				7
26		DIOP B	4	2				9
27		CARLETTI F		25	5			5
28		FROSINI G		26	1			4
29		PIVA R	5	3				5
33		MORELLO R	5	5	4			3
34		NWAKALOR LN	6	4	6			9
35		CECCONELLO A	3	1				5
36		CAGNIN E		29	2			4
38		SARTORI BM		35	3			2
Coach: BELTRAMI A (ITA)								
Assistant Coach: SINIBALDI M (ITA)								

IND - India								
No	C/L	Name	1	2	3	4	5	Pts
1	L	KUMARI S	L	L	L			0
2		Mamali N			9			0
3		ShibaniNI P			10			0
4		Veena K	2	2	3			11
5		Arya K		17	1			1
6		Roli P	4	4	5			5
7	C	SHUKLA PD (C)	3	3	4			1
8		Bothini R	5	5				3
9		Athira R	1	1	2			0
10		Neha		8	6			2
12		PULLARI AS			5			0
17		KOZHOTHHAZHAM SHANOJ SL	6	6				0
Coach: VISWAMBHARAN A (IND)								
Assistant Coach: SINGH J (IND)								

TEAM AND PLAYER PERFORMANCES

Won Points	Total Atts	No	Name	Scoring Skills	Won Points	Total Atts	No	Name
41	63	Total Team		Attack	22	75	Total Team	
7	11	26	DIOP B		11	23	4	Veena K
6	10	25	GARDINI B		4	17	6	Roli P
6	7	34	NWAKALOR LN		3	12	8	Bothini R
6	22	Total Team		Block	1	12	Total Team	
2	5	26	DIOP B		1	3	6	Roli P
1	2	38	SARTORI BM					
1	2	35	CECCONELLO A					
7	74	Total Team		Serve	0	28	Total Team	
3	11	34	NWAKALOR LN		0	4	9	Athira R
1	2	29	PIVA R		0	1	8	Bothini R
1	5	5	BATTISTONI I		0	7	7	SHUKLA PD
21		Total Team		Opp Error	6		Total Team	
75	159	Total Team		Total	29	115	Total Team	
9	21	26	DIOP B	Best Scorer	11	30	4	Veena K

Legend:

Atts	Attempts	C	Team Captain	L	Libero Player	L	Substitute libero
n	Starting line-up where n = starting position on court (i.e. position 1 to 6)						
nn	Substitute where nn = jersey number of out going player			Opp	Opponent	Pts	Points scored



Match Results

赛事成绩

Match:9

As of TUE 01 AUG 2023 at 21:30

Team	Sets	1	2	3	4	5	Total	Start Time: 20:00
CZE	0	17	14	21			52	End Time: 21:22
JPN	3	25	25	25			75	Match Duration: 1h22min
Playing Time		25min	26min	28min			1h 19min	Spectators: 1,700

First Referee: VILLARREAL Andres (ARG)

Second Referee: WANG Hao Juan (CHN)

CZE - Czech Republic								
No	C/L	Name	1	2	3	4	5	Pts
2		VIRTOVA V	11	8				1
4		CHALOUPKOVA B	L	L	L			0
6		SMIDOVA N	8	6	6			0
8		KUNIKOVA K	3	3	3			10
9	C	SVOBODOVA E (C)	1	1	1			9
10		BENEDIKTOVA A	2	2				0
11		GRABOVSKA K	6					0
12		DLOUHA M	15	5	5			6
14	L	KOLAROVA L	L	L	L			0
15		KNEIFLOVA E	5	10	2			5
19		WEIDENTHALEROVA A		9				0
27		KALHOUSOVA L	4	4	4			5
Coach:		MAREK Ondrej (CZE)						
Assistant Coach:		KRPAC Radek (CZE)						

JPN - Japan								
No	C/L	Name	1	2	3	4	5	Pts
1	C	YOKOTA S (C)	6	6	6			6
2		NAKAJIMA S	5	5	5			10
3		TAKAMA K		11	11			1
4		KOBAYASHI AY	11		1			0
5		YAMANAKA H	3	3	3			7
8		KOSA F		12	12			0
10	L	KAWABATA H	L	L	L			0
11		NAKAGAWA T	1	1	1			3
12		SATO Y	4	4	4			12
13		OYAMA H	1					0
14		MIYABE A	2	2	2			11
15		ISHIKURA S		5	2			1
Coach:		FUJII Masahiro (JPN)						
Assistant Coach:		SAKASHITA Maiko (JPN)						

TEAM AND PLAYER PERFORMANCES

Won Points	Total Atts	No	Name	Scoring Skills	Won Points	Total Atts	No	Name
27	89	Total Team		Attack	45	89	Total Team	
9	25	8	KUNIKOVA K		11	23	12	SATO Y
7	21	9	SVOBODOVA E		11	20	14	MIYABE A
4	15	27	KALHOUSOVA L		8	20	2	NAKAJIMA S
6	19	Total Team		Block	2	11	Total Team	
4	5	12	DLOUHA M		2	3	2	NAKAJIMA S
1	4	27	KALHOUSOVA L		0	2	5	YAMANAKA H
1	4	15	KNEIFLOVA E	Serve	4	73	Total Team	
2	10	9	SVOBODOVA E		1	5	1	YOKOTA S
1	7	8	KUNIKOVA K		1	9	12	SATO Y
1	7	2	VIRTOVA V		1	11	5	YAMANAKA H
15		Total Team		Opp Error	24		Total Team	
52	161	Total Team		Total	75	173	Total Team	
10	32	8	KUNIKOVA K	Best Scorer	12	33	12	SATO Y

Legend:

Atts	Attempts	C	Team Captain	L	Libero Player	L	Substitute libero
n	Starting line-up where n = starting position on court (i.e. position 1 to 6)						
nn	Substitute where nn = jersey number of out going player			Opp	Opponent	Pts	Points scored



Match Results

赛事成绩

Match:10

As of TUE 01 AUG 2023 at 21:14

Team	Sets	1	2	3	4	5	Total	Start Time: 20:00
HKG	0	12	14	15			41	End Time: 21:04
ITA	3	25	25	25			75	Match Duration: 1h4min
Playing Time		19min	20min	19min			58min	Spectators: 810

First Referee: GOVENDER Dhevan (RSA)

Second Referee: MBOUMTEKE Essomey Andre (CMR)

HKG - Hong Kong, China								
No	C/L	Name	1	2	3	4	5	Pts
2		CHAN MW	2	15	2			3
4		NG WL						0
5		HO KY			17			0
6		WONG SW	4			4		0
7		SHUM L	1	3	1			8
8	C	CHIM WL (C)	5	1	5			10
10		TSE LL		8	12			0
12		YIM WN	3	5	3			2
14		SUEN YT		6	6			3
15		LAM TCP		4				1
17		FONG KY	6	2	6			3
18	L	CHEUNG HNM		L	L			0
Coach: CHAN SHIU KI E (HKG)								
Assistant Coach: YU YING C (HKG)								

ITA - Italy								
No	C/L	Name	1	2	3	4	5	Pts
5	C	BATTISTONI I (C)	1	1				1
22	L	PANETONI S		L	L			0
25		GARDINI B	2	2	2			15
26		DIOP B	4	4				5
27		CARLETTI F				25		2
28		FROSINI G			26	4		3
29		PIVA R	5	5	5			8
33		MORELLO R			5	1		1
34		NWAKALOR LN	6	6	6			13
35		CECCONELLO A	3	3	3			5
36		CAGNIN E				29		2
38		SARTORI BM				34		1
Coach: BELTRAMI A (ITA)								
Assistant Coach: SINIBALDI M (ITA)								

TEAM AND PLAYER PERFORMANCES

Won Points	Total Atts	No	Name	Scoring Skills	Won Points	Total Atts	No	Name
26	63	Total Team		Attack	42	59	Total Team	
9	19	8	CHIM WL		12	14	25	GARDINI B
8	17	7	SHUM L		7	11	34	NWAKALOR LN
3	12	2	CHAN MW		6	11	29	PIVA R
3	8	Total Team		Block	8	23	Total Team	
1	1	17	FONG KY		2	3	25	GARDINI B
1	2	8	CHIM WL		2	4	29	PIVA R
1	3	14	SUEN YT		2	7	34	NWAKALOR LN
2	44	Total Team		Serve	7	72	Total Team	
1	6	17	FONG KY		4	15	34	NWAKALOR LN
1	6	12	YIM WN		1	8	26	DIOP B
0	7	8	CHIM WL		1	9	25	GARDINI B
10		Total Team		Opp Error	18		Total Team	
41	115	Total Team		Total	75	154	Total Team	
10	28	8	CHIM WL	Best Scorer	15	26	25	GARDINI B

Legend:

Atts	Attempts	C	Team Captain	L	Libero Player	L	Substitute libero
n	Starting line-up where n = starting position on court (i.e. position 1 to 6)						
nn	Substitute where nn = jersey number of out going player			Opp	Opponent	Pts	Points scored



Match Results

赛事成绩

Match.:11

As of TUE 01 AUG 2023 at 21:26

Team	Sets	1	2	3	4	5	Total	Start Time: 20:00
GER	3	25	25	25			75	End Time: 21:25
ARG	0	22	22	16			60	Match Duration: 1h25min
Playing Time		26min	28min	25min			1h 19min	Spectators: 950

First Referee: PARK Jung (USA)

Second Referee: CHUNG Ching Ju (TPE)

GER - Germany									ARG - Argentina								
No	C/L	Name	1	2	3	4	5	Pts	No	C/L	Name	1	2	3	4	5	Pts
1		AGBORTABI V	6	6	6			9	2		ALMEYDA B		12	3			2
8		FERNAU P		20	20			0	3		BRANDAN RB						0
20		WESKE EF	5	5	5			14	5		POLANIS CR	3	1	6			4
26	C	HOLZIG A (C)	3	3	3			18	6		NIEVA GV			4			2
28		KELLER LT	1	43	43			1	7		BENITEZ A	1	2	1			0
29		LEWELING P				1		0	8		PICCOLO SA	2	3	2			6
35		VAN CLEWE L	4	4	4			4	9		REINOSO RE	17	8	8			6
36		SILGE WH	1	1	1			5	12		HOLZMAISTERS J	6	4				0
37		KUHL AH						0	14	C	NIELSON RAMELLA DV (C)	5	6	5			7
40		JATZKO RV						0	15	L	TORINO SY	L	L	L			0
43		KOHN HE	2	2	2			3	17		CORBALAN MDLP	4	5				7
46	L	NESTLER PM	L	L	L			0	19		GIRAUDO ESCURRA C		14	14			4
Coach: NEUBAUER N (GER)									Coach: Maria Laura VINCENTE (ARG)								
Assistant Coach: BITTER K (GER)									Assistant Coach: Maria Eugenia REQUI (ARG)								

TEAM AND PLAYER PERFORMANCES

Won Points	Total Atts	No	Name	Scoring Skills	Won Points	Total Atts	No	Name
38	120	Total Team		Attack	34	135	Total Team	
13	34	26	HOLZIG A		7	30	17	CORBALAN MDLP
13	32	20	WESKE EF		7	26	14	NIELSON RAMELLA DV
7	30	1	AGBORTABI V		6	25	9	REINOSO RE
11	47	Total Team		Block	2	16	Total Team	
3	7	26	HOLZIG A		1	1	2	ALMEYDA B
3	10	36	SILGE WH		1	4	5	POLANIS CR
2	7	1	AGBORTABI V					
5	73	Total Team		Serve	2	62	Total Team	
2	13	26	HOLZIG A		1	8	2	ALMEYDA B
2	17	43	KOHN HE		1	9	19	GIRAUDO ESCURRA C
1	13	35	VAN CLEWE L		0	3	9	REINOSO RE
21		Total Team		Opp Error	22		Total Team	
75	240	Total Team		Total	60	213	Total Team	
18	54	26 HOLZIG A		Best Scorer	7	37	17 CORBALAN MDLP	

Legend:

Atts	Attempts	C	Team Captain	L	Libero Player	L	Substitute libero
n	Starting line-up where n = starting position on court (i.e. position 1 to 6)						
nn	Substitute where nn = jersey number of out going player			Opp	Opponent	Pts	Points scored



Match Results

赛事成绩

Match:12

As of TUE 01 AUG 2023 at 21:24

Team	Sets	1	2	3	4	5	Total	Start Time: 20:00
BRA	3	25	25	25			75	End Time: 21:21
TPE	0	23	20	20			63	Match Duration: 1h21min
Playing Time		27min	25min	26min			1h 18min	Spectators: 720

First Referee: VASILEIADIS Vasileios (GRE)

Second Referee: KRTICKA Jan (CZE)

BRA - Brazil								
No	C/L	Name	1	2	3	4	5	Pts
1		GONZAGA de CARVAL.			13			0
4		TIAGO da SILVA JM	2	2	2			9
5		PEREIRA DANIELSKI	13		10			1
6		de JESUS MACHADO S	4	4	4			15
7	L	CRUZ de LIMA L	L	L	L			0
8		BARROS BAIJO L			19			0
9	C	BATISTA MEDEIROS L (C)	6	6	6			3
10		LEANDRO GROTH S	1	1	1			7
11		LIMA de OLIVEIRA M		9				2
13		MESQUITA dos SANT.	3	3	3			15
14		da SILVA COSTA M		13				0
19		FRANCO de SOUZA P.	5	5	5			5
Coach:			GOMES Fernando (BRA)					
Assistant Coach:			VIEIRA LUIZ (BRA)					

TPE - Chinese Taipei								
No	C/L	Name	1	2	3	4	5	Pts
5		WU F	2	2	1			15
6		CHIU Y	3	3	2			6
7		LIN S	5	5	4			12
8		CHEN J		12	6			0
9		KAN K	6	6	5			6
10		HSU W	13	13	3			6
12	C	LIAO Y (C)	1	1				1
13		HUANG M	4	4	10			6
14		CHEN L			9			0
15	L	LIN C	L	L	L			0
17		LIU S						0
20		LIAO C	6		6			0
Coach:			CHEN Yu-An (TPE)					
Assistant Coach:			HUANG Wei-Hsiang (TPE)					

TEAM AND PLAYER PERFORMANCES

Won Points	Total Atts	No	Name	Scoring Skills	Won Points	Total Atts	No	Name
49	95	Total Team		Attack	50	106	Total Team	
14	23	13	MESQUITA dos SANT.		15	25	5	WU F
13	26	6	de JESUS MACHADO S		12	35	7	LIN S
9	12	4	TIAGO da SILVA JM		6	13	13	HUANG M
6	29	Total Team		Block	1	19	Total Team	
2	3	9	BATISTA MEDEIROS L		1	6	9	KAN K
2	5	19	FRANCO de SOUZA P.		0	3	8	CHEN J
1	2	6	de JESUS MACHADO S		0	3	7	LIN S
2	74	Total Team		Serve	1	63	Total Team	
1	11	10	LEANDRO GROTH S		1	13	6	CHIU Y
1	13	6	de JESUS MACHADO S		0	6	9	KAN K
0	10	9	BATISTA MEDEIROS L		0	3	8	CHEN J
17		Total Team		Opp Error	12		Total Team	
74	198	Total Team		Total	64	188	Total Team	
15	41	6	de JESUS MACHADO S	Best Scorer	15	39	5	WU F

Legend:

Atts	Attempts	C	Team Captain	L	Libero Player	L	Substitute libero
n	Starting line-up where n = starting position on court (i.e. position 1 to 6)						
nn	Substitute where nn = jersey number of out going player			Opp	Opponent	Pts	Points scored



Match Results

赛事成绩

Match:17

As of WED 02 AUG 2023 at 19:40

Team	Sets	1	2	3	4	5	Total	Start Time: 17:30
ARG	3	25	44	25			94	End Time: 19:21
IRI	0	19	42	19			80	Match Duration: 1h51min
Playing Time		27min	52min	27min			1h 46min	Spectators: 1,600

First Referee: SEROLE Edgar (BOT)

Second Referee: ROGIC Dejan (SRB)

ARG - Argentina								
No	C/L	Name	1	2	3	4	5	Pts
2		CONDE BARRIOS L	3	2	3			5
5		PONZIO JA	77	20	77			1
6		GOMEZ GA	6	5	6			12
7		ROJAS NA		14				1
8	L	SCARPA T	L	L	L			0
9		DIAZ BOLLI SM	12		12			0
12	C	BALAGUE M (C)	2	1	2			25
13		GALLARDO AN						0
14		SALAZAR TOMBION I	4	3	4			9
20		SORIA SD	1	6	1			7
21		NOVAS RUIZ I			14			0
77		GIRAUDO ESCURRA M	5	4	5			8
Coach:			DARRAIDOU SP (ARG)					
Assistant Coach:			PEREIRA P (ARG)					

IRI - Islamic Republic of Iran								
No	C/L	Name	1	2	3	4	5	Pts
1		SADATIBALADEHI S	15	13	20			0
4		HOSSEINPOUR P	1	4	4			5
7		MOSLEHABADI FARAH.	5	5	5			8
10		NOROUZI E		15				0
11	C	KAMALABADI S (C)	4	4	4			1
12		MOMENI MOGHADAM P	20					1
13		MASHHADI S	11	1	1			4
15		BEHNEZHAD A	6	6	6			4
16	L	SAKHAVI M	L	L	L			0
18		MOLAABASI A	2	2	2			3
20		HEIDARI K	3	3	3			21
Coach:			MOMENI MOGHADAM GR (IRI)					
Assistant Coach:			MONAZAMI A (IRI)					

TEAM AND PLAYER PERFORMANCES

Won Points	Total Atts	No Name	Scoring Skills	Won Points	Total Atts	No Name
47	115	Total Team	Attack	31	108	Total Team
16	35	12 BALAGUE M		17	41	20 HEIDARI K
11	28	6 GOMEZ GA		4	15	13 MASHHADI S
7	16	14 SALAZAR TOMBION I		3	10	7 MOSLEHABADI FARAH.
13	37	Total Team	Block	14	41	Total Team
5	8	77 GIRAUDO ESCURRA M		5	11	7 MOSLEHABADI FARAH.
3	6	20 SORIA SD		3	8	20 HEIDARI K
2	3	12 BALAGUE M		2	4	15 BEHNEZHAD A
8	91	Total Team	Serve	2	82	Total Team
7	21	12 BALAGUE M		1	11	4 HOSSEINPOUR P
1	2	5 PONZIO JA		1	13	20 HEIDARI K
				0	10	7 MOSLEHABADI FARAH.
25		Total Team	Opp Error	34		Total Team
93	243	Total Team		81	231	Total Team
25	59	12 BALAGUE M	Best Scorer	21	62	20 HEIDARI K

Legend:

Atts	Attempts	C	Team Captain	L	Libero Player	L	Substitute libero
n	Starting line-up where n = starting position on court (i.e. position 1 to 6)						
nn	Substitute where nn = jersey number of out going player						
		Opp	Opponent	Pts	Points scored		



Match Results

赛事成绩

Match:18

As of WED 02 AUG 2023 at 18:57

Team	Sets	1	2	3	4	5	Total
GER	3	25	25	25			75
TPE	0	21	20	20			61
Playing Time		24min	27min	24min			1h 15min

Start Time: 17:30
End Time: 18:50
Match Duration: 1h20min
Spectators: 900

First Referee: BUNYAN Ryan (CAN)

Second Referee: GOU Ming (CHN)

GER - Germany							
No C/L	Name	1	2	3	4	5	Pts
4	DERVISAJ L			8			0
6 L	GRAVEN LJ		L	L			0
8	JOHN F	4	5	4			14
16	PETER T	23					0
19 C	ROHRS EJ (C)	2	3	2			15
23	GORALIK Y	3	4	3			2
24	BURGGRAB EJ	1	2	1			2
29	BOGACHEV E	5	6	5			11
31	BOHME YN			24			1
32	KUNSTMANN JK	6	1	6			9
33	TORWIE SV						0
36	KARLITZEK LF			32			0
Coach: STEUERWALD P (GER)							
Assistant Coach: VON KAENEL D (GER)							

TPE - Chinese Taipei							
No C/L	Name	1	2	3	4	5	Pts
1	KO K	2	15	5			0
2 L	JHANG Y		L	L			0
4	CHEN C	4	2	1			4
7	JACKMAN RN	12	1	3			4
8	LEI N		7	7			0
9	HUNG J			14			1
10	LIN J	1	5	4			4
12 C	SUNG P (C)	3		6			2
14	CHANG Y	5	3	2			13
15	LIN C	1	6	1			1
19	TSENG H	6	4	12			5
Coach: MORO B (TPE)							
Assistant Coach: MARKOVIC F (TPE)							

TEAM AND PLAYER PERFORMANCES

Won Points	Total Atts	No	Name
42	74	Total Team	
14	21	8	JOHN F
13	20	19	ROHRS EJ
9	18	29	BOGACHEV E
8	18	Total Team	
5	7	32	KUNSTMANN JK
1	2	23	GORALIK Y
1	3	19	ROHRS EJ
4	74	Total Team	
2	20	24	BURGGRAB EJ
1	13	19	ROHRS EJ
1	14	29	BOGACHEV E
21		Total Team	
75	166	Total Team	
15	36	19	ROHRS EJ

Scoring Skills
Attack
Block
Serve
Opp Error
Total
Best Scorer

Won Points	Total Atts	No	Name
26	70	Total Team	
10	28	14	CHANG Y
4	7	4	CHEN C
3	10	19	TSENG H
4	19	Total Team	
2	4	19	TSENG H
1	2	15	LIN C
1	6	10	LIN J
4	62	Total Team	
3	12	14	CHANG Y
1	5	7	JACKMAN RN
0	1	9	HUNG J
27		Total Team	
61	151	Total Team	
13	43	14	CHANG Y

Legend:

Atts	Attempts	C	Team Captain	L	Libero Player	L	Substitute libero
n	Starting line-up where n = starting position on court (i.e. position 1 to 6)						
nn	Substitute where nn = jersey number of out going player			Opp	Opponent	Pts	Points scored



Match Results

赛事成绩

Match.:19

As of WED 02 AUG 2023 at 19:22

Team	Sets	1	2	3	4	5	Total	Start Time: 17:30
JPN	1	23	25	20	20		88	End Time: 19:22
UKR	3	25	20	25	25		95	Match Duration: 1h52min
Playing Time		27min	25min	24min	27min		1h 43min	Spectators: 1,440

First Referee: CABRERA Celso Ricardo (ARG)

Second Referee: WANG Yeh (TPE)

JPN - Japan								UKR - Ukraine									
No	C/L	Name	1	2	3	4	5	Pts	No	C/L	Name	1	2	3	4	5	Pts
1	C	YAMAMOTO R (C)	6	1	6			2	1		OSTAPENKO V	5	5	4	4		11
2		ONIKI R						0	3		RIABOV S	13	8	1	13		0
4		MIZUMACHI T	1	2	1	2		16	7	C	YANCHUK D (C)	4	4	3	3		14
5		SOMENO H	9	5	4	5		7	8		STEBLETSKYI A	3	3	2	2		8
6		YAMADA D						0	9		KRYVOBOK I	30	1	6	6		5
7		KAI K	3	4	3	4		21	11		STEPOVYI Y		42	42	5		7
8		NAKASHIMA K			1	1		2	13		KLEPKO H	2	2	1	1		9
9		FUJIWARA N	4					2	21	L	PAMPUSHKO Y	L	L	L	L		0
10	L	TAKAKI K	L	L	L	L		0	23		VELETSKYI D						0
13		KAWAGUCHI S	2	3	2	3		5	25		MAZENKO B						0
14		TARUMI Y				5		0	30		MISHCHENKO S	1	7		9		2
16		YASUHARA D	5	6	5	6		5	42		URYVKIN D	6	6	5			9
Coach: YAMAMOTO K (JPN)								Coach: KOVALENKO S (UKR)									
Assistant Coach: NAKATA M (JPN)								Assistant Coach:									

TEAM AND PLAYER PERFORMANCES

Won Points	Total Atts	No	Name	Scoring Skills	Won Points	Total Atts	No	Name
52	113	Total Team		Attack	53	113	Total Team	
20	38	7	KAI K		13	27	7	YANCHUK D
15	31	4	MIZUMACHI T		8	21	42	URYVKIN D
7	12	5	SOMENO H		8	15	1	OSTAPENKO V
4	17	Total Team		Block	11	35	Total Team	
2	2	8	NAKASHIMA K		3	9	13	KLEPKO H
1	5	4	MIZUMACHI T		3	12	1	OSTAPENKO V
1	5	16	YASUHARA D		1	1	42	URYVKIN D
1	91	Total Team		Serve	5	92	Total Team	
1	14	7	KAI K		3	18	8	STEBLETSKYI A
0	2	9	FUJIWARA N		1	9	11	STEPOVYI Y
0	6	8	NAKASHIMA K		1	12	13	KLEPKO H
31		Total Team		Opp Error	26		Total Team	
88	221	Total Team		Total	95	240	Total Team	
21	54	7 KAI K		Best Scorer	14	49	7 YANCHUK D	

Legend:

Atts	Attempts	C	Team Captain	L	Libero Player	L	Substitute libero
n	Starting line-up where n = starting position on court(i.e. position 1 to 6)						
nn	Substitute where nn = jersey number of out going player			Opp	Opponent	Pts	Points scored



Match Results

赛事成绩

Match:20

As of WED 02 AUG 2023 at 21:21

Team	Sets	1	2	3	4	5	Total	Start Time: 20:00
ITA	3	25	25	25			75	End Time: 21:18
BRA	0	23	13	15			51	Match Duration: 1h18min
Playing Time		26min	23min	24min			1h 13min	Spectators: 1,612

 First Referee: **FADILI Ali (MAR)**

 Second Referee: **SZYDLOWSKI Robert Karol (AUS)**

ITA - Italy								
No	C/L	Name	1	2	3	4	5	Pts
2		PORRO P	6	1	6			3
3		HELD T						0
6		POL A						0
9	C	RECINE F (C)	1	2	1			10
11		GARDINI D	4	5	4			7
13		CORTESIA L	2	3	2			12
16		SALSI N						0
24	L	CATANIA D	L	L	L			0
25		VITELLI M	5	6	5			5
27		CANESCHI E						0
29		MAGALINI G	11					0
31		SALA L	3	4	3			16
Coach:		LEONI L (ITA)						
Assistant Coach:		CARPENTIERI E (ITA)						

BRA - Brazil								
No	C/L	Name	1	2	3	4	5	Pts
4		GONCALVES AG	5	5	5			10
5		OLIVEIRA JR	12	12	12			1
6		FERREIRA SILVA PH	2	2	2			6
7	L	DOS SANTOS W	L	L	L			0
8		DE MATTOS JG	9		9			0
9		KRAUCHUK ESQUIVEL.	4	4	4			9
10		FACCIN G			3			1
11		FIGUEIREDO DOS SA.	3	3				2
12		ADAMI H	1	1	1			1
16	C	LERSCH DA SILVEIRA (C)	11	4				0
18		GUEDES HV	6	6	6			4
Coach:		ELIAS PONTES E (BRA)						
Assistant Coach:		NEVES GRILO A (BRA)						

TEAM AND PLAYER PERFORMANCES

Won Points	Total Atts	No	Name	Scoring Skills	Won Points	Total Atts	No	Name
37	73	Total Team		Attack	26	69	Total Team	
12	22	31	SALA L		10	23	4	GONCALVES AG
8	14	9	RECINE F		7	18	9	KRAUCHUK ESQUIVEL.
7	16	11	GARDINI D		4	13	6	FERREIRA SILVA PH
8	20	Total Team		Block	6	30	Total Team	
5	8	13	CORTESIA L		2	3	9	KRAUCHUK ESQUIVEL.
3	5	25	VITELLI M		2	5	11	FIGUEIREDO DOS SA.
0	1	9	RECINE F		1	2	12	ADAMI H
8	73	Total Team		Serve	2	53	Total Team	
4	16	31	SALA L		2	14	6	FERREIRA SILVA PH
2	11	9	RECINE F		0	9	9	KRAUCHUK ESQUIVEL.
2	16	13	CORTESIA L					
22		Total Team		Opp Error	17		Total Team	
75	166	Total Team		Total	51	152	Total Team	
16	39	31	SALA L	Best Scorer	10	36	4	GONCALVES AG

Legend:

Atts	Attempts	C	Team Captain	L	Libero Player	L	Substitute libero
n	Starting line-up where n = starting position on court (i.e. position 1 to 6)						
nn	Substitute where nn = jersey number of out going player			Opp	Opponent	Pts	Points scored



Match Results

赛事成绩

Match:21

As of WED 02 AUG 2023 at 21:14

Team	Sets	1	2	3	4	5	Total	Start Time: 20:00
AZE	0	17	20	19			56	End Time: 21:13
CHN	3	25	25	25			75	Match Duration: 1h13min
Playing Time		21min	24min	24min			1h 9min	Spectators: 860

First Referee: KRTICKA Jan (CZE)

Second Referee: VALENTAR Bernard (SLO)

AZE - Azerbaijan								
No	C/L	Name	1	2	3	4	5	Pts
2		AZIMOV J	2	6	6			6
4	C	AGHAZADA A (C)						0
5		ALIYEV R	4	5				3
6	L	ALIYEV R	L	L	L			0
7		GURSKII R	1	2	2			4
8		NIKULENKO Y	3	4	4			9
10		BUNYATOV Y	5	3	3			6
11		AGHABAYOV R	6	1	1			6
12	L	JENKEL F	L	L	L			0
13		RUSTAMOV A				11		0
14		DUNYAMALIYEV S	8	5	5			6
23		DARYAYEV F	2	2				0
Coach:		JALALOV F (AZE)						
Assistant Coach:		GAHRAMANOV D (AZE)						

CHN - People's Republic of China								
No	C/L	Name	1	2	3	4	5	Pts
1		CHEN L			2			0
2		WANG H	3	3	3			2
3	C	ZHANG J (C)	4	4				9
4		YU Y	1					0
5		WANG B	4	1	1			14
6		DENG X			4			1
7		PENG S	2	2	2			11
8		LI Y		9	5			4
9		WANG D	5	5				3
10		ZHANG G	6	6	6			8
11	L	YANG Y	L	L	L			0
12		HU Z			10			4
Coach:		WU S (CHN)						
Assistant Coach:		SHEN A (CHN)						

TEAM AND PLAYER PERFORMANCES

Won Points	Total Atts	No	Name	Scoring Skills	Won Points	Total Atts	No	Name
34	74	Total Team		Attack	46	71	Total Team	
8	14	8	NIKULENKO Y		14	22	5	WANG B
6	16	10	BUNYATOV Y		8	11	3	ZHANG J
6	12	14	DUNYAMALIYEV S		5	8	10	ZHANG G
2	13	Total Team		Block	7	24	Total Team	
1	3	7	GURSKII R		5	8	7	PENG S
1	7	8	NIKULENKO Y		1	2	10	ZHANG G
					1	6	3	ZHANG J
4	57	Total Team		Serve	3	74	Total Team	
2	10	2	AZIMOV J		2	11	10	ZHANG G
2	13	7	GURSKII R		1	10	7	PENG S
0	6	8	NIKULENKO Y		0	7	9	WANG D
16		Total Team		Opp Error	19		Total Team	
56	144	Total Team		Total	75	169	Total Team	
9	27	8	NIKULENKO Y	Best Scorer	14	32	5	WANG B

Legend:

Atts	Attempts	C	Team Captain	L	Libero Player	L	Substitute libero
n	Starting line-up where n = starting position on court (i.e. position 1 to 6)						
nn	Substitute where nn = jersey number of out going player			Opp	Opponent	Pts	Points scored



Match Results

赛事成绩

Match.:22

As of WED 02 AUG 2023 at 21:42

Team	Sets	1	2	3	4	5	Total	Start Time: 20:00
CZE	1	17	25	15	17		74	End Time: 21:40
IND	3	25	18	25	25		93	Match Duration: 1h40min
Playing Time		22min	22min	23min	24min		1h 31min	Spectators: 1,500

First Referee: GERARD Joseph (MAS)

Second Referee: THORNBURGH William (USA)

CZE - Czech Republic							
No	C/L	Name	1	2	3	4	5 Pts
2		SULC R	9		9	9	0
4		DVORAK J	10	10	4		1
7	C	SULC M (C)				5	7
8	L	KUNC T	L	L	L	L	0
9		PISKACEK O	1	1	1	1	0
10		RIMAL D	4	4	4	4	7
11		SABRT M		3	3	3	2
14		JANECKA J	3				0
18		SVOBODA J	2	2	2	2	10
19		SUDA R	5	5	5	18	13
20		TROJANOWICZ L	6	6	6	6	4
21		DRAHONOVSKY M	19		18	10	0
Coach: LUBOMIR V (CZE)							
Assistant Coach: MELICHALEK Z (CZE)							

IND - India							
No	C/L	Name	1	2	3	4	5 Pts
1		KUMAR A	3	2	3	2	15
2		NANDISH	1	6	1	6	6
3		PANDIYARAJ A					0
4		CHOUDHARY T	2	2			0
5		JASKARAN SINGH		10			0
7		CHAUDHARY S	2	1	2	1	10
8		SAWAN			11		0
10		GIRI H	5	4	5	4	7
11	C	SINGH D (C)	4	3	4	3	8
12	L	BANJARA SP	L	L	L	L	0
13		SAHAYA ANTHONI RAJ	6	5	6	5	21
14		JASJODH S					0
Coach: DAKSHINAMOORTHY S (IND)							
Assistant Coach: RAJESH K (IND)							

TEAM AND PLAYER PERFORMANCES

Won Points	Total Atts	No Name	Scoring Skills	Won Points	Total Atts	No Name
34	74	Total Team	Attack	52	82	Total Team
10	18	19 SUDA R		19	22	13 SAHAYA ANTHONI RAJ
6	18	10 RIMAL D		10	18	1 KUMAR A
6	16	18 SVOBODA J		8	10	11 SINGH D
8	25	Total Team	Block	8	21	Total Team
3	5	18 SVOBODA J		4	7	2 NANDISH
2	5	11 SABRT M		3	3	7 CHAUDHARY S
2	7	20 TROJANOWICZ L		1	1	13 SAHAYA ANTHONI RAJ
5	75	Total Team	Serve	7	90	Total Team
3	12	19 SUDA R		5	17	1 KUMAR A
1	8	10 RIMAL D		1	10	13 SAHAYA ANTHONI RAJ
1	10	18 SVOBODA J		1	22	7 CHAUDHARY S
27		Total Team	Opp Error	26		Total Team
74	174	Total Team		93	193	Total Team
13	31	19 SUDA R	Best Scorer	21	33	13 SAHAYA ANTHONI RAJ

Legend:

Atts	Attempts	C	Team Captain	L	Libero Player	L	Substitute libero
n	Starting line-up where n = starting position on court (i.e. position 1 to 6)						
nn	Substitute where nn = jersey number of out going player			Opp	Opponent	Pts	Points scored



Match Results

赛事成绩

Match:23

As of WED 02 AUG 2023 at 21:30

Team	Sets	1	2	3	4	5	Total	Start Time: 20:00
KOR	0	17	15	21			53	End Time: 21:20
POL	3	25	25	25			75	Match Duration: 1h20min
Playing Time		23min	24min	27min			1h 14min	Spectators: 1,300

First Referee: **BENSIMON Royi Rafi (ISR)**

Second Referee: **VILLARREAL Andres (ARG)**

KOR - Republic of Korea								
No	C/L	Name	1	2	3	4	5	Pts
1		PARK S			6			0
3		LEE H	6	6	13			0
5	L	SONG M	L	L	L			0
6	C	KIM S (C)	18	4	4			3
7		PARK T		3	6			0
10		LEE Y	20		7			2
12		LEE J	2	2	2			2
13		JEONG T	5	5	5			1
15		LEE Y						0
16		JEONG H	1	3	3			15
18		HONG D	4	1	1			7
20		SHIN H	3					2
Coach:			YANG JW (KOR)					
Assistant Coach:			SONG B (KOR)					

POL - Poland								
No	C/L	Name	1	2	3	4	5	Pts
2		CYZOWSKI J		10				0
4	C	KOZUB LK (C)	1	1	1			2
10		GIERZOT M	5	5	4			9
11		KOGUT DP	2	2	2			12
13		MAGNUSZEWSKI M	19	19	19			0
14		ABRAMOWICZ J		3	6			2
16		WOCH DT	3		3			6
17		KRYSIAK M	4	4	5			3
19		DULSKI D	4	4	4			14
20	L	SZYMURA KT	L	L	L			0
72		POREBA MA	6	6				12
Coach:			LUKS DJ (POL)					
Assistant Coach:			MIERZEJEWSKI MM (POL)					

TEAM AND PLAYER PERFORMANCES

Won Points	Total Atts	No	Name	Scoring Skills	Won Points	Total Atts	No	Name
27	74	Total Team		Attack	45	73	Total Team	
12	25	16	JEONG H		11	15	11	KOGUT DP
7	16	18	HONG D		10	19	19	DULSKI D
2	10	6	KIM S		10	12	72	POREBA MA
5	16	Total Team		Block	7	30	Total Team	
3	5	16	JEONG H		3	4	19	DULSKI D
1	2	6	KIM S		2	6	72	POREBA MA
1	3	12	LEE J		1	4	16	WOCH DT
1	59	Total Team		Serve	8	75	Total Team	
1	2	10	LEE Y		2	6	17	KRYSIAK M
0	7	7	PARK T		2	12	16	WOCH DT
0	5	6	KIM S		1	6	10	GIERZOT M
21		Total Team		Opp Error	16		Total Team	
53	149	Total Team		Total	76	178	Total Team	
15	38	16	JEONG H	Best Scorer	14	35	19	DULSKI D

Legend:

Atts	Attempts	C	Team Captain	L	Libero Player	L	Substitute libero
n	Starting line-up where n = starting position on court (i.e. position 1 to 6)						
nn	Substitute where nn = jersey number of out going player			Opp	Opponent	Pts	Points scored



Match Results

赛事成绩

Match:24

As of WED 02 AUG 2023 at 21:39

Team	Sets	1	2	3	4	5	Total	Start Time: 20:00
POR	3	25	29	25			79	End Time: 21:35
HKG	0	22	27	19			68	Match Duration: 1h35min
Playing Time		31min	35min	25min			1h 31min	Spectators: 726

First Referee: ZULFUGAROV Eldar (AZE)

Second Referee: MASHASHA Sibangani Selome (ZIM)

POR - Portugal								
No	C/L	Name	1	2	3	4	5	Pts
2		FERNANDES SAMPAIO						0
5	L	NOGUEIRA GOMES G	L	L	L			0
7		TEIXEIRA BELO MAR.	4	5	4			19
8		PEIXOTO FIGUEIREDO	5	6	5			13
9		CAMPOS AZENHA M	L	L	L			0
10		DA CRUZ BRITO EA	6	1	6			6
12		BRAGA MONTEIRO PD						0
14		ALMEIDA CAVALCANTI	2	3	2			10
15	C	NOGUEIRA NEVES PE. (C)	18	17	1			4
17		CONCEICAO DIAS B	1	2				0
18		FONSECA NEVES OLI.	3	4	3			4
Coach: TEIXEIRA DA SILVA HA (POR)								
Assistant Coach: DA CUNHA ANTUNES LV (POR)								

HKG - Hong Kong, China								
No	C/L	Name	1	2	3	4	5	Pts
3	L	CHIU CY	L	L	L			0
4		LEUNG HY	2	11	4			7
5		WAN KN	6	5				8
7		KWAN CH	4	1				0
8		POON CL	4	6	3			10
9	C	AU CT (C)		5	20			2
10		TAM CHD	12	4	4			4
11		LAM SL	19	3	6			3
12		CHING HL	5		1			3
17		LAM YC		20	5			3
19		SIO KY	1		11			3
20		CHEUNG NY	3	2	2			7
Coach: YAU HOK C (HKG)								
Assistant Coach: POON WAI K (HKG)								

TEAM AND PLAYER PERFORMANCES

Won Points	Total Atts	No	Name	Scoring Skills	Won Points	Total Atts	No	Name
44	102	Total Team		Attack	40	103	Total Team	
16	37	7	TEIXEIRA BELO MAR.		9	14	8	POON CL
10	21	8	PEIXOTO FIGUEIREDO		7	11	4	LEUNG HY
9	21	14	ALMEIDA CAVALCANTI		7	11	5	WAN KN
9	30	Total Team		Block	8	27	Total Team	
3	5	8	PEIXOTO FIGUEIREDO		2	3	19	SIO KY
3	8	10	DA CRUZ BRITO EA		2	4	20	CHEUNG NY
2	6	7	TEIXEIRA BELO MAR.		1	2	10	TAM CHD
3	78	Total Team		Serve	2	69	Total Team	
2	14	15	NOGUEIRA NEVES PE.		1	5	5	WAN KN
1	12	7	TEIXEIRA BELO MAR.		1	7	10	TAM CHD
					0	1	9	AU CT
23		Total Team		Opp Error	18		Total Team	
79	210	Total Team		Total	68	199	Total Team	
19	55	7	TEIXEIRA BELO MAR.	Best Scorer	10	29	8	POON CL

Legend:

Atts	Attempts	C	Team Captain	L	Libero Player	L	Substitute libero
n	Starting line-up where n = starting position on court(i.e. position 1 to 6)						
nn	Substitute where nn = jersey number of out going player			Opp	Opponent	Pts	Points scored



Match Results

赛事成绩

Match:13

As of THU 03 AUG 2023 at 18:55

Team	Sets	1	2	3	4	5	Total
BRA	3	25	25	25			75
HKG	0	14	20	16			50
Playing Time		21min	25min	23min			1h 9min

Start Time: 17:30
End Time: 18:44
Match Duration: 1h14min
Spectators: 1,700

First Referee: MASHASHA Sibangani Selome (ZIM)

Second Referee: KSHATRIYA Narendrasingh (IND)

BRA - Brazil							
No	C/L	Name	1	2	3	4	5 Pts
1		Bruna GDC			13		1
4		Jussara Maria TDS	2	2	2		9
5		Natalia PD			4		2
6		Sabrina DJM	4	4	1		13
7	L	Lais CDL					0
8		Lenara BB			19		3
9	C	Lyara BM (C)	6	6	6		2
10		Sabrina LG	1	1			4
11		Maria Eduarda LDO	9	9			4
13		Camila MDS	3	3	3		17
14		Mikaella DSC	13	13	9		0
19		Leticya FDSP	5	5	5		7
Coach: GOMES Fernando (BRA)							
Assistant Coach: VIEIRA LUIZ (BRA)							

HKG - Hong Kong, China							
No	C/L	Name	1	2	3	4	5 Pts
2		CHAN MW	1	2	1		5
4		NG WL					0
5		HO KY	7		12		0
6		WONG SW	3	7	7		1
7		SHUM L	6	1	6		2
8	C	CHIM WL (C)	4	5	4		12
10		TSE LL	17		17		0
12		YIM WN	2	3	2		6
14		SUEN YT		4	3		3
15		LAM TCP			2		1
17		FONG KY	5	6	5		4
18	L	CHEUNG HNM	L	L	L		0
Coach: CHAN SHIU KI E (HKG)							
Assistant Coach: YU Ying C (HKG)							

TEAM AND PLAYER PERFORMANCES

Won Points	Total Atts	No	Name
44	89	Total Team	
16	24	13	Camila MDS
10	21	6	Sabrina DJM
5	9	4	Jussara Maria TDS
10	27	Total Team	
4	5	19	Leticya FDSP
3	11	4	Jussara Maria TDS
1	2	9	Lyara BM
8	73	Total Team	
2	11	10	Sabrina LG
2	13	6	Sabrina DJM
1	6	13	Camila MDS
13		Total Team	
75	189	Total Team	
17	30	13	Camila MDS

Scoring Skills
Attack
Block
Serve
Opp Error
Total
Best Scorer

Won Points	Total Atts	No	Name
27	95	Total Team	
11	32	8	CHIM WL
4	19	2	CHAN MW
4	12	17	FONG KY
5	19	Total Team	
3	5	12	YIM WN
1	1	6	WONG SW
1	5	2	CHAN MW
2	52	Total Team	
1	8	8	CHIM WL
1	9	12	YIM WN
0	3	7	SHUM L
16		Total Team	
50	166	Total Team	
12	42	8	CHIM WL

Legend:

Atts	Attempts	C	Team Captain	L	Libero Player	L	Substitute libero
n	Starting line-up where n = starting position on court (i.e. position 1 to 6)						
nn	Substitute where nn = jersey number of out going player			Opp	Opponent	Pts	Points scored



Match Results

赛事成绩

Match:14

As of THU 03 AUG 2023 at 19:22

Team	Sets	1	2	3	4	5	Total	Start Time: 17:30
ITA	1	22	25	25	16		88	End Time: 19:19
POL	3	25	27	16	25		93	Match Duration: 1h49min
Playing Time		26min	30min	24min	24min		1h 44min	Spectators: 1,120

First Referee: LEUNG Yin Yan (HKG)

Second Referee: KRTICKA Jan (CZE)

ITA - Italy								
No	C/L	Name	1	2	3	4	5	Pts
5	C	BATTISTONI I (C)	6	1	1			0
22	L	PANETONI S		L	L	L		4
25		GARDINI B	1	2	2			9
26		DIOP B	3	4	4			18
27		CARLETTI F			29	5		1
28		FROSINI G	5					0
29		PIVA R	4	5	27			7
33		MORELLO R	26	5	5			1
34		NWAKALOR LN	5	6	6			7
35		CECCONELLO A	2	3	3			5
36		CAGNIN E	34			25		1
38		SARTORI BM				34		1
Coach:			BELTRAMI A (ITA)					
Assistant Coach:			SINIBALDI M (ITA)					

POL - Poland								
No	C/L	Name	1	2	3	4	5	Pts
1		MOSKWA KP			4	4		2
2		ORZYLOWSKA M		1	1	6		7
4		LISIAK MM		4	4	3		4
6		RASINSKA AS		5	5	4		13
7		NOWAKOWSKA P			22			0
8		PIASECKA JN		3	3	2		10
10	L	DRABEK KE		L	L	L		0
11		DRUZKOWSKA K			8	21		1
13		LYCZAKOWSKA M			21	6		0
18	L	LYSIAK JA		L	L	L		0
21	C	GRABKA AE (C)		2	2	1		2
22		SZLAGOWSKA WW		6	6	5		14
Coach:			PASINSKI JR (POL)					
Assistant Coach:			DABROWSKI B (POL)					

TEAM AND PLAYER PERFORMANCES

Won Points	Total Atts	No	Name	Scoring Skills	Won Points	Total Atts	No	Name
48	118	Total Team		Attack	56	126	Total Team	
13	29	26	DIOP B		12	23	22	SZLAGOWSKA WW
8	13	25	GARDINI B		11	29	6	RASINSKA AS
7	18	29	PIVA R		9	20	8	PIASECKA JN
15	37	Total Team		Block	7	22	Total Team	
4	8	35	CECCONELLO A		2	2	22	SZLAGOWSKA WW
4	10	34	NWAKALOR LN		2	7	2	ORZYLOWSKA M
2	6	26	DIOP B		1	1	8	PIASECKA JN
4	89	Total Team		Serve	10	90	Total Team	
3	13	26	DIOP B		2	7	1	MOSKWA KP
1	16	35	CECCONELLO A		2	11	2	ORZYLOWSKA M
0	7	5	BATTISTONI I		2	12	6	RASINSKA AS
21		Total Team		Opp Error	20		Total Team	
88	244	Total Team		Total	93	238	Total Team	
18	48	26	DIOP B	Best Scorer	14	34	22	SZLAGOWSKA WW

Legend:

Atts	Attempts	C	Team Captain	L	Libero Player	L	Substitute libero
n	Starting line-up where n = starting position on court(i.e. position 1 to 6)						
nn	Substitute where nn = jersey number of out going player			Opp	Opponent	Pts	Points scored



Match Results

赛事成绩

Match:15

As of THU 03 AUG 2023 at 21:20

Team	Sets	1	2	3	4	5	Total
JPN	3	25	25	25			75
GER	0	21	16	13			50
Playing Time		23min	24min	22min			1h 9min

Start Time: 20:00
End Time: 21:15
Match Duration: 1h15min
Spectators: 2,028

First Referee: VASILEIADIS Vasileios (GRE)

Second Referee: PEREIRA FELICIANO Fabricio (BRA)

JPN - Japan							
No	C/L	Name	1	2	3	4	5 Pts
1	C	YOKOTA S (C)	6	6	6		9
2		NAKAJIMA S	5	5	5		12
3		TAKAMA K			11		2
4		GROMOS AY		11	13		0
5		YAMANAKA H					0
8		KOSA F			12		0
10	L	KAWABATA H	L	L	L		0
11		NAKAGAWA T	1	1	1		0
12		SATO Y	4	4	4		17
13		OYAMA H	3	3	3		10
14		MIYABE A	2	2	2		14
15		ISHIKURA S					0
Coach: FUJII Masahiro (JPN)							
Assistant Coach: SAKASHITA M (JPN)							

GER - Germany							
No	C/L	Name	1	2	3	4	5 Pts
1		AGBORTABI V	6	1			2
8		FERNAU P		20	43		0
20		WESKE EF	5	6	5		7
26	C	HOLZIG A (C)	3	4	3		7
28		KELLER LT		43			2
29		LEWELING P	1	1	6		4
35		VAN CLEWE L	4	5			1
36		SILGE WH	1	2	1		4
37		KUHL AH		35	4		3
40		JATZKO RV			29		2
43		KOHN HE	2	3	2		1
46	L	NESTLER PM	L	L	L		0
Coach: NEUBAUER N (GER)							
Assistant Coach: BITTER K (GER)							

TEAM AND PLAYER PERFORMANCES

Won Points	Total Atts	No	Name
54	100	Total Team	
15	31	12	SATO Y
12	23	2	NAKAJIMA S
11	23	14	MIYABE A
5	12	Total Team	
3	5	14	MIYABE A
2	5	1	YOKOTA S
5	74	Total Team	
3	18	13	OYAMA H
2	9	12	SATO Y
11		Total Team	
75	186	Total Team	
17	40	12	SATO Y

Scoring Skills
Attack
Block
Serve
Opp Error
Total
Best Scorer

Won Points	Total Atts	No	Name
30	91	Total Team	
7	25	20	WESKE EF
7	25	26	HOLZIG A
4	10	36	SILGE WH
2	25	Total Team	
1	2	37	KUHL AH
1	2	28	KELLER LT
0	1	8	FERNAU P
1	51	Total Team	
1	3	35	VAN CLEWE L
0	3	8	FERNAU P
17		Total Team	
50	167	Total Team	
7	42	26	HOLZIG A

Legend:

Atts	Attempts	C	Team Captain	L	Libero Player	L	Substitute libero
n	Starting line-up where n = starting position on court (i.e. position 1 to 6)						
nn	Substitute where nn = jersey number of out going player			Opp	Opponent	Pts	Points scored



Match Results

赛事成绩

Match:16

As of THU 03 AUG 2023 at 21:18

Team	Sets	1	2	3	4	5	Total	Start Time: 20:00
CHN	3	25	25	25			75	End Time: 21:16
CZE	0	17	16	16			49	Match Duration: 1h16min
Playing Time		22min	25min	26min			1h 13min	Spectators: 1,000

First Referee: SCHIMPL Igor (SVK)

Second Referee: BUNYAN Ryan (CAN)

CHN - People's Republic of China								
No	C/L	Name	1	2	3	4	5	Pts
1		ZHANG S						0
2		MA W			6			0
3		XIE S		12	12			0
4	L	XU J		L	L			0
5		WU M	2	2	2			14
6		GAO Y	6	6	6			5
7		ZHONG H	5	5	5			2
8		XU X	1	1	1			1
9	C	ZHUANG Y (C)	5	5	5			12
10		WANG W	3	3	3			5
11		ZHOU Y		8	8			0
12		MIAO Y	4	4	4			10
Coach: ZHAO Yong (CHN)								
Assistant Coach: XIE Jiyang (CHN)								

CZE - Czech Republic								
No	C/L	Name	1	2	3	4	5	Pts
2		VIRTOVA V	6	27				0
4		CHALOUPKOVA B		L	L			0
6		SMIDOVA N	3	3	3			3
8		KUNIKOVA K	6	6	6			10
9	C	SVOBODOVA E (C)	4	4	4			7
10		BENEDIKTOVA A						0
11		GRABOVSKA K	8	8				1
12		DLOUHA M	2	2	2			7
14	L	KOLAROVA L		L	L			0
15		KNEIFLOVA E	5	5	5			4
19		WEIDENTHALEROVA A		6				0
27		KALHOUSOVA L	1	1	1			4
Coach: MAREK Ondrej (CZE)								
Assistant Coach: KRPAC Radek (CZE)								

TEAM AND PLAYER PERFORMANCES

Won Points	Total Atts	No	Name	Scoring Skills	Won Points	Total Atts	No	Name
34	75	Total Team		Attack	27	92	Total Team	
12	24	9	ZHUANG Y		10	26	8	KUNIKOVA K
11	17	5	WU M		5	27	9	SVOBODOVA E
8	17	12	MIAO Y		5	11	12	DLOUHA M
12	27	Total Team		Block	3	14	Total Team	
4	7	6	GAO Y		2	3	12	DLOUHA M
3	8	5	WU M		1	1	27	KALHOUSOVA L
2	3	12	MIAO Y		0	3	9	SVOBODOVA E
3	74	Total Team		Serve	6	49	Total Team	
2	14	10	WANG W		2	8	15	KNEIFLOVA E
1	20	8	XU X		2	11	9	SVOBODOVA E
0	15	9	ZHUANG Y		1	3	11	GRABOVSKA K
26		Total Team		Opp Error	13		Total Team	
75	176	Total Team		Total	49	155	Total Team	
14	33	5	WU M	Best Scorer	10	33	8	KUNIKOVA K

Legend:

Atts	Attempts	C	Team Captain	L	Libero Player	L	Substitute libero
n	Starting line-up where n = starting position on court (i.e. position 1 to 6)						
nn	Substitute where nn = jersey number of out going player			Opp	Opponent	Pts	Points scored



Match Results

赛事成绩

Match:17

As of THU 03 AUG 2023 at 21:14

Team	Sets	1	2	3	4	5	Total	Start Time: 20:00
TPE	3	25	25	25			75	End Time: 21:10
IND	0	9	18	20			47	Match Duration: 1h10min
Playing Time		18min	21min	25min			1h 4min	Spectators: 1,286

First Referee: MBOUMTEKE Essomey Andre (CMR)

Second Referee: ZULFUGAROV Eldar (AZE)

TPE - Chinese Taipei								
No	C/L	Name	1	2	3	4	5	Pts
5		WU F	1	2	2			7
6		CHIU Y	2	3	3			6
7		LIN S	4	5	5			9
8		CHEN J		1	1			4
9		KAN K	5	6	6			2
10		HSU W	3	4	4			20
12	C	LIAO Y (C)	6					2
13		HUANG M		10				1
14		CHEN L			20			0
15	L	LIN C	L	L	L			1
17		LIU S	6	5				6
20		LIAO C		9	14			2
Coach:			CHEN Yu-An (TPE)					
Assistant Coach:			HUANG Wei-Hsiang (TPE)					

IND - India								
No	C/L	Name	1	2	3	4	5	Pts
1	L	KUMARI S	L	L	L			0
2		Mamali N			9			0
3		ShibaniNI P	8					0
4		Veena K	2	2	2			5
5		Arya K						0
6		Roli P	4	4	4			8
7	C	SHUKLA PD (C)	3	6	6			3
8		Bothini R	5	5	5			4
9		Athira R	1	1	1			0
10		Neha		8				1
12		PULLARI AS						0
17		KOZHOTHTHAZHAM SHANOJ SL	6	3	3			2
Coach:			VISWAMBHARAN A (IND)					
Assistant Coach:			SINGH J (IND)					

TEAM AND PLAYER PERFORMANCES

Won Points	Total Atts	No	Name	Scoring Skills	Won Points	Total Atts	No	Name
46	117	Total Team		Attack	20	94	Total Team	
16	24	10	HSU W		6	24	6	Roli P
8	20	7	LIN S		4	22	4	Veena K
6	15	6	CHIU Y		4	13	8	Bothini R
5	10	Total Team		Block	2	14	Total Team	
1	1	8	CHEN J		1	1	6	Roli P
1	1	7	LIN S		1	1	4	Veena K
1	1	20	LIAO C	Serve	1	48	Total Team	
3	10	8	CHEN J		1	9	6	Roli P
3	10	10	HSU W		0	6	9	Athira R
2	11	5	WU F		0	6	8	Bothini R
15		Total Team		Opp Error	24		Total Team	
75	202	Total Team		Total	47	156	Total Team	
20	37	10	HSU W	Best Scorer	8	34	6	Roli P

Legend:

Atts	Attempts	C	Team Captain	L	Libero Player	L	Substitute libero
n	Starting line-up where n = starting position on court (i.e. position 1 to 6)						
nn	Substitute where nn = jersey number of out going player			Opp	Opponent	Pts	Points scored



Match Results

赛事成绩

Match:18

As of THU 03 AUG 2023 at 21:13

Team	Sets	1	2	3	4	5	Total	Start Time: 20:00
ARG	3	25	25	25			75	End Time: 21:01
COL	0	14	11	14			39	Match Duration: 1h1min
	Playing Time	19min	17min	19min			55min	Spectators: 680

First Referee: GOVENDER Dhevan (RSA)

Second Referee: VALENTAR Bernard (SLO)

ARG - Argentina									COL - Colombia								
No	C/L	Name	1	2	3	4	5	Pts	No	C/L	Name	1	2	3	4	5	Pts
2		ALMEYDA B	2	3	3			15	2		CAMILA AD	4					1
3		BRANDAN RB	7		7			0	3	C	DANIELA VS (C)	2	3	4			0
5		POLANIS CR	5	6				2	4		ANA MARIA ZL	3	3	6			1
6		NIEVA GV	17	17	4			11	6		MARIA ISABEL VC	1	2	5			2
7		BENITEZ A	6	1	1			1	8		ISABEL CRISTINA HA	2	5	2			2
8		PICCOLO SA	4	5				5	9	L	ELIZABETH RV	L	L	L			0
9		REINOSO RE	8		5			5	10		CATALINA LC	6	1	4			6
12		HOLZMAISTERS J			6			2	14		MARIANA VL	3	4	1			7
14	C	NIELSON RAMELLA DV (C)	1	2				6	15		SOFIA CP	5	6	3			8
15	L	TORINO SY	L	L	L			0	16		SOFIA RZ			15			0
17		CORBALAN MDLP	3	4				2									
19		GIRAUDO ESCURRA C	14	8	2			5									
Coach: Maria Laura VINCENTE (ARG)									Coach: HERNANDEZ ATEHORTUA JC (COL)								
Assistant Coach: Maria Eugenia REQUI (ARG)									Assistant Coach:								

TEAM AND PLAYER PERFORMANCES

Won Points	Total Atts	No	Name	Scoring Skills	Won Points	Total Atts	No	Name
43	81	Total Team		Attack	21	95	Total Team	
9	11	2	ALMEYDA B		8	29	15	SOFIA CP
8	12	6	NIEVA GV		7	34	14	MARIANA VL
5	15	8	PICCOLO SA		6	28	10	CATALINA LC
7	25	Total Team		Block	1	10	Total Team	
5	10	2	ALMEYDA B		1	2	2	CAMILA AD
2	4	6	NIEVA GV		0	1	8	ISABEL CRISTINA HA
4	72	Total Team		Serve	5	42	Total Team	
2	19	14	NIELSON RAMELLA DV		2	6	8	ISABEL CRISTINA HA
1	5	6	NIEVA GV		2	7	6	MARIA ISABEL VC
1	10	2	ALMEYDA B		1	5	4	ANA MARIA ZL
20		Total Team		Opp Error	13		Total Team	
75	178	Total Team		Total	39	147	Total Team	
15	31	2	ALMEYDA B	Best Scorer	8	36	15	SOFIA CP

Legend:

Atts	Attempts	C	Team Captain	L	Libero Player	L	Substitute libero
n	Starting line-up where n = starting position on court(i.e. position 1 to 6)						
nn	Substitute where nn = jersey number of out going player			Opp	Opponent	Pts	Points scored



Match Results

赛事成绩

Match:25

As of FRI 04 AUG 2023 at 16:20

Team	Sets	1	2	3	4	5	Total	Start Time: 15:00
POL	3	25	25	25			75	End Time: 16:16
UKR	0	20	16	19			55	Match Duration: 1h16min
Playing Time		24min	22min	24min			1h 10min	Spectators: 1,580

 First Referee: **ROGIC Dejan (SRB)**

 Second Referee: **GOU Ming (CHN)**

POL - Poland								
No	C/L	Name	1	2	3	4	5	Pts
2		CZYZOWSKI J						0
4	C	KOZUB LK (C)	1	1	1			0
9		SASAK KM	4	4	4			5
10		GIERZOT M	5	5	5			17
11		KOGUT DP	2	2	2			8
13		MAGNUSZEWSKI M	19	19	19			0
14		ABRAMOWICZ J						0
16		WOCH DT	3	3	3			5
17		KRYSIAK M	16	16				0
19		DULSKI D	4	4	4			6
20	L	SZYMURA KT	L	L	L			0
72		POREBA MA	6	6	6			7
Coach:			LUKS DJ (POL)					
Assistant Coach:			MIERZEJEWSKI MM (POL)					

UKR - Ukraine								
No	C/L	Name	1	2	3	4	5	Pts
1		OSTAPENKO V	4	3	2			5
3		RIABOV S		8	6			0
7	C	YANCHUK D (C)	3	2	4			9
8		STEBLETSKYI A	2	1				2
9		KRYVOBOK I	6	5	1			14
11		STEPOVYI Y						0
13		KLEPKO H	1	6	5			4
21	L	PAMPUSHKO Y	L	L	L			0
23		VELETSKYI D						0
25		MAZENKO B						0
30		MISHCHENKO S		7	7			0
42		URYVKIN D	5	4	3			10
Coach:			KOVALENKO S (UKR)					
Assistant Coach:			TSYLIURA O (UKR)					

TEAM AND PLAYER PERFORMANCES

Won Points	Total Atts	No	Name	Scoring Skills	Won Points	Total Atts	No	Name
37	63	Total Team		Attack	36	75	Total Team	
15	18	10	GIERZOT M		12	22	9	KRYVOBOK I
5	14	19	DULSKI D		10	22	42	URYVKIN D
5	7	16	WOCH DT		7	16	7	YANCHUK D
4	18	Total Team		Block	4	17	Total Team	
2	4	72	POREBA MA		3	9	1	OSTAPENKO V
1	3	11	KOGUT DP		1	2	7	YANCHUK D
1	4	19	DULSKI D		0	1	9	KRYVOBOK I
7	73	Total Team		Serve	4	57	Total Team	
3	16	11	KOGUT DP		2	15	9	KRYVOBOK I
2	12	72	POREBA MA		1	8	7	YANCHUK D
2	15	10	GIERZOT M		1	10	13	KLEPKO H
27		Total Team		Opp Error	11		Total Team	
75	154	Total Team		Total	55	149	Total Team	
17	38	10	GIERZOT M	Best Scorer	14	38	9	KRYVOBOK I

Legend:

Atts	Attempts	C	Team Captain	L	Libero Player	[L]	Substitute libero
[n]	Starting line-up where n = starting position on court (i.e. position 1 to 6)						
[nn]	Substitute where nn = jersey number of out going player			Opp	Opponent	Pts	Points scored



Match Results

赛事成绩

Match:26

As of FRI 04 AUG 2023 at 17:02

Team	Sets	1	2	3	4	5	Total	Start Time: 15:00
POR	0	23	19	17			59	End Time: 16:17
CHN	3	25	25	25			75	Match Duration: 1h17min
Playing Time		25min	23min	23min			1h 11min	Spectators: 1,100

First Referee: KUROKI JUNIOR George Hideyuki (BRA)

Second Referee: SCHIMPL Igor (SVK)

POR - Portugal								
No	C/L	Name	1	2	3	4	5	Pts
2		FERNANDES SAMPAIO			17			0
5		NOGUEIRA GOMES G	14	14				0
7		TEIXEIRA BELO MAR.	3	3	6			12
8		PEIXOTO FIGUEIREDO	4	4	1			10
9	L	CAMPOS AZENHA M	L	L	L			0
10		DA CRUZ BRITO EA	5	5	2			6
12		BRAGA MONTEIRO PD			4			0
14		ALMEIDA CAVALCANTI	1	1				4
15	C	NOGUEIRA NEVES PE. (C)			7			0
17		CONCEICAO DIAS B	6	6	3			2
18		FONSECA NEVES OLI.	2	2	5			3
Coach:			TEIXEIRA DA SILVA HA (POR)					
Assistant Coach:			DA CUNHA ANTUNES LV (POR)					

CHN - People's Republic of China								
No	C/L	Name	1	2	3	4	5	Pts
1		CHEN L	2	3				0
2		WANG H	3	1	3			1
3	C	ZHANG J (C)	4	4	4			15
4		YU Y	1					0
5		WANG B	4	1	1			7
6		DENG X			5			1
7		PENG S	2	2	2			11
8		LI Y	5	5	5			10
9		WANG D						0
10		ZHANG G	6	6				6
11	L	YANG Y	L	L	L			0
12		HU Z		10	6			6
Coach:			WU S (CHN)					
Assistant Coach:			SHEN A (CHN)					

TEAM AND PLAYER PERFORMANCES

Won Points	Total Atts	No	Name	Scoring Skills	Won Points	Total Atts	No	Name
30	71	Total Team		Attack	37	70	Total Team	
11	29	7	TEIXEIRA BELO MAR.		10	18	3	ZHANG J
9	18	8	PEIXOTO FIGUEIREDO		7	9	7	PENG S
5	7	10	DA CRUZ BRITO EA		6	11	12	HU Z
6	17	Total Team		Block	12	34	Total Team	
2	5	18	FONSECA NEVES OLI.		5	12	8	LI Y
1	2	7	TEIXEIRA BELO MAR.		2	4	5	WANG B
1	2	17	CONCEICAO DIAS B		2	7	3	ZHANG J
1	61	Total Team		Serve	8	73	Total Team	
1	8	17	CONCEICAO DIAS B		3	14	3	ZHANG J
0	12	8	PEIXOTO FIGUEIREDO		3	16	7	PENG S
					1	10	5	WANG B
22		Total Team		Opp Error	18		Total Team	
59	149	Total Team		Total	75	177	Total Team	
12	39	7	TEIXEIRA BELO MAR.	Best Scorer	15	39	3	ZHANG J

Legend:

Atts	Attempts	C	Team Captain	L	Libero Player	L	Substitute libero
n	Starting line-up where n = starting position on court(i.e. position 1 to 6)						
nn	Substitute where nn = jersey number of out going player			Opp	Opponent	Pts	Points scored



Match Results

赛事成绩

Match:27

As of FRI 04 AUG 2023 at 19:22

Team	Sets	1	2	3	4	5	Total
ITA	3	23	25	25	25		98
ARG	1	25	16	23	21		85
Playing Time		25min	23min	29min	26min		1h 43min

Start Time: 17:30
End Time: 19:21
Match Duration: 1h51min
Spectators: 850

First Referee: SZYDLOWSKI Robert Karol (AUS)

Second Referee: SOKOL Katarzyna (POL)

ITA - Italy							
No C/L	Name	1	2	3	4	5	Pts
2	PORRO P	4	5	4	6		3
3	HELD T	31	2	1	3		15
6	POL A			29	27		1
9 C	RECINE F (C)	5	6	5	1		12
11	GARDINI D			2			1
13	CORTESIA L	6	1	6	2		6
16	SALSI N						0
24 L	CATANIA D	L	L	L	L		0
25	VITELLI M	27					0
27	CANESCHI E	3	4	3	5		7
29	MAGALINI G	2	3	2	4		17
31	SALA L	1					2
Coach: LEONI L (ITA)							
Assistant Coach: CARPENTIERI E (ITA)							

ARG - Argentina							
No C/L	Name	1	2	3	4	5	Pts
2	CONDE BARRIOS L	3	2	4	6		7
5	PONZIO JA		77	20			0
6	GOMEZ GA	6	5	1	3		9
7	ROJAS NA	14	2	6	20		3
8 L	SCARPA T	L	L	L	L		0
9	DIAZ BOLLI SM		12				0
12 C	BALAGUE M (C)	2	1	3	5		13
13	GALLARDO AN	20	14				1
14	SALAZAR TOMBION I	4	3	5	1		7
20	SORIA SD	1	6	2	4		10
21	NOVAS RUIZ I						0
77	GIRAUDO ESCURRA M	5	4	6	2		7
Coach: DARRAIDOU SP (ARG)							
Assistant Coach: PEREIRA P (ARG)							

TEAM AND PLAYER PERFORMANCES

Won Points	Total Atts	No	Name
44	94	Total Team	
14	31	29	MAGALINI G
12	24	3	HELD T
10	21	9	RECINE F
13	31	Total Team	
4	12	27	CANESCHI E
2	3	29	MAGALINI G
2	4	2	PORRO P
7	96	Total Team	
2	16	3	HELD T
1	1	6	POL A
1	9	27	CANESCHI E
34		Total Team	
98	221	Total Team	
17	53	29	MAGALINI G

Scoring Skills
Attack
Block
Serve
Opp Error
Total
Best Scorer

Won Points	Total Atts	No	Name
45	108	Total Team	
12	24	12	BALAGUE M
9	23	6	GOMEZ GA
8	12	20	SORIA SD
8	25	Total Team	
3	4	77	GIRAUDO ESCURRA M
1	2	13	GALLARDO AN
1	3	20	SORIA SD
4	87	Total Team	
2	14	77	GIRAUDO ESCURRA M
1	7	7	ROJAS NA
1	12	20	SORIA SD
28		Total Team	
85	220	Total Team	
13	42	12	BALAGUE M

Legend:

Atts	Attempts	C	Team Captain	L	Libero Player	L	Substitute libero
n	Starting line-up where n = starting position on court(i.e. position 1 to 6)						
nn	Substitute where nn = jersey number of out going player			Opp	Opponent	Pts	Points scored



Match Results

赛事成绩

Match:28

As of FRI 04 AUG 2023 at 18:47

Team	Sets	1	2	3	4	5	Total
KOR	3	25	25	25			75
AZE	0	21	17	19			57
	Playing Time	23min	21min	24min			1h 8min

Start Time: 17:30
End Time: 18:44
Match Duration: 1h14min
Spectators: 1,189

First Referee: WANG Yeh (TPE)

Second Referee: KOVALCHUK Andrii (UKR)

KOR - Republic of Korea							
No C/L	Name	1	2	3	4	5	Pts
1	PARK S	13	13	1			1
3	LEE H	6	6	6			1
5 L	SONG M	L	L	L			0
6 C	KIM S (C)	4	4	4			10
7	PARK T		3				0
10	LEE Y		20				0
12	LEE J	2	2	2			9
13	JEONG T	5	5	5			7
15	LEE Y						0
16	JEONG H						0
18	HONG D	1	1				7
20	SHIN H	3	3	3			19
Coach: YANG JW (KOR)							
Assistant Coach: SONG B (KOR)							

AZE - Azerbaijan							
No C/L	Name	1	2	3	4	5	Pts
2	AZIMOV J	4	6	2			4
4 C	AGHAZADA A (C)	2	3	4			8
5	ALIYEV R	4	5				3
6	ALIYEV R	8	11	11			0
7	GURSKII R	1	2	1			5
8	NIKULENKO Y	3	4	3			3
10	BUNYATOV Y	5		5			4
11	AGHABAYOV R	6	1	6			3
12 L	JENKEL F	L	L	L			0
13	RUSTAMOV A						0
14	DUNYAMALIYEV S	10	5	10			1
23	DARYAYEV F			2			0
Coach: JALALOV F (AZE)							
Assistant Coach: GAHRAMANOV D (AZE)							

TEAM AND PLAYER PERFORMANCES

Won Points	Total Atts	No	Name
40	85	Total Team	
15	23	20	SHIN H
9	24	6	KIM S
7	15	18	HONG D
10	20	Total Team	
5	6	13	JEONG T
2	4	20	SHIN H
1	1	1	PARK S
4	71	Total Team	
2	15	20	SHIN H
2	19	12	LEE J
0	1	7	PARK T
21		Total Team	
75	176	Total Team	
19	42	20	SHIN H

Scoring Skills
Attack
Block
Serve
Opp Error
Total
Best Scorer

Won Points	Total Atts	No	Name
28	74	Total Team	
8	17	4	AGHAZADA A
4	17	2	AZIMOV J
4	9	10	BUNYATOV Y
2	17	Total Team	
1	2	7	GURSKII R
1	5	8	NIKULENKO Y
1	61	Total Team	
1	6	11	AGHABAYOV R
0	6	8	NIKULENKO Y
0	13	7	GURSKII R
26		Total Team	
57	152	Total Team	
8	24	4	AGHAZADA A

Legend:

Atts	Attempts	C	Team Captain	L	Libero Player	L	Substitute libero
n	Starting line-up where n = starting position on court (i.e. position 1 to 6)						
nn	Substitute where nn = jersey number of out going player			Opp	Opponent	Pts	Points scored



Match Results

赛事成绩

Match:29

As of FRI 04 AUG 2023 at 19:42

Team	Sets	1	2	3	4	5	Total	Start Time: 17:30
BRA	3	21	25	20	25	15	106	End Time: 19:40
IND	2	25	23	25	19	13	105	Match Duration: 2h10min
Playing Time		24min	27min	23min	25min	19min	1h 58min	Spectators: 763

 First Referee: **PARK Jung (USA)**

 Second Referee: **MBOUMTEKE Essomey Andre (CMR)**

BRA - Brazil								
No	C/L	Name	1	2	3	4	5	Pts
4		GONCALVES AG	4	3	2	6	5	24
5		OLIVEIRA JR	5	4	3	5	4	11
6		FERREIRA SILVA PH	12	12		3	2	5
7	L	DOS SANTOS W	L	L	L	L	L	0
8		DE MATTOS JG	9	9				0
9		KRAUCHUK ESQUIVEL.	6	5	4	12		14
10		FACCIN G			18	4	3	3
11		FIGUEIREDO DOS SA.				1	6	3
12		ADAMI H	3	2	1	2	1	1
16	C	LESCHE DA SILVEIRA (C)	1	6	5			7
18		GUEDES HV	2	1	6			6
Coach: ELIAS PONTES E (BRA)								
Assistant Coach: NEVES GRILO A (BRA)								

IND - India								
No	C/L	Name	1	2	3	4	5	Pts
1		KUMAR A	3	2	3	2	3	12
2		NANDISH	1	6	1	6	1	6
3		PANDIYARAJ A						0
4	L	CHOUDHARY T	L	L	L	L	L	0
5		JASKARAN SINGH						0
7		CHAUDHARY S	2	1	2	1	2	9
8		SAWAN	11	11				0
10		GIRI H	5	4	5	4	5	14
11	C	SINGH D (C)	4	3	4	3	4	11
12	L	BANJARA SP	L	L	L	L	L	0
13		SAHAYA ANTHONI RAJ	6	5	6	5	6	26
14		JASJODH S					2	0
Coach: DAKSHINAMOORTHY S (IND)								
Assistant Coach: RAJESH K (IND)								

TEAM AND PLAYER PERFORMANCES

Won Points	Total Atts	No	Name	Scoring Skills	Won Points	Total Atts	No	Name
61	135	Total Team		Attack	64	138	Total Team	
22	42	4	GONCALVES AG		24	48	13	SAHAYA ANTHONI RAJ
14	32	9	KRAUCHUK ESQUIVEL.		12	31	10	GIRI H
10	22	5	OLIVEIRA JR		10	28	1	KUMAR A
8	40	Total Team		Block	11	39	Total Team	
3	5	11	FIGUEIREDO DOS SA.		5	15	11	SINGH D
2	6	10	FACCIN G		2	3	10	GIRI H
1	2	6	FERREIRA SILVA PH		2	5	13	SAHAYA ANTHONI RAJ
5	106	Total Team		Serve	3	103	Total Team	
2	12	16	LERSCH DA SILVEIRA		2	19	1	KUMAR A
2	16	4	GONCALVES AG		1	24	7	CHAUDHARY S
1	7	18	GUEDES HV		0	2	8	SAWAN
33		Total Team		Opp Error	26		Total Team	
106	281	Total Team		Total	105	280	Total Team	
24	64	4	GONCALVES AG	Best Scorer	26	66	13	SAHAYA ANTHONI RAJ

Legend:

Atts	Attempts	C	Team Captain	L	Libero Player	[L]	Substitute libero
[n]	Starting line-up where n = starting position on court(i.e. position 1 to 6)						
[nn]	Substitute where nn = jersey number of out going player			Opp	Opponent	Pts	Points scored



Match Results

赛事成绩

Match:19

As of FRI 04 AUG 2023 at 19:44

Team	Sets	1	2	3	4	5	Total
BRA	2	25	25	25	15	9	99
JPN	3	27	20	19	25	15	106
Playing Time		28min	25min	26min	25min	15min	1h 59min

Start Time: 17:30
End Time: 19:41
Match Duration: 2h11min
Spectators: 1,957

First Referee: LEUNG Yin Yan (HKG)

Second Referee: VILLARREAL Andres (ARG)

BRA - Brazil							
No	C/L	Name	1	2	3	4	5 Pts
1		Bruna GDC			8		0
4		Jussara Maria TDS	2	2	3	2	3 16
5		Natalia PD		10		10	0
6		Sabrina DJM	4	4	5	4	5 17
7	L	Lais CDL	L	L	L	L	L 0
8		Lenara BB	19	5	6	5	6 8
9	C	Lyara BM (C)	6	6	1	6	1 3
10		Sabrina LG	1	1	2	1	2 6
11		Maria Eduarda LDO	9		9	9	9 2
13		Camila MDS	3	3	4	3	4 28
14		Mikaella DSC	13		13	13	13 0
19		Leticya FDSP	5				
Coach: GOMES Fernando (BRA)							
Assistant Coach: VIEIRA LUIZ (BRA)							

JPN - Japan							
No	C/L	Name	1	2	3	4	5 Pts
1	C	YOKOTA S (C)	6	6	6	6	6 17
2		NAKAJIMA S	5	5	5	5	5 11
3		TAKAMA K	11		11		2
4		GROMOS AY				11	0
5		YAMANAKA H			13		1
8		KOSA F	12		12		0
10	L	KAWABATA H	L	L	L	L	L 0
11		NAKAGAWA T	1	1	1	1	1 0
12		SATO Y	4	4	4	4	4 24
13		OYAMA H	3	3	3	3	3 15
14		MIYABE A	2	2	2	2	2 10
15		ISHIKURA S		14			1
Coach: FUJII Masahiro (JPN)							
Assistant Coach: SAKASHITA M (JPN)							

TEAM AND PLAYER PERFORMANCES

Won Points	Total Atts	No	Name
56	164	Total Team	
24	60	13	Camila MDS
16	48	6	Sabrina DJM
10	20	4	Jussara Maria TDS
16	54	Total Team	
6	15	8	Lenara BB
4	5	13	Camila MDS
3	17	4	Jussara Maria TDS
8	101	Total Team	
3	18	4	Jussara Maria TDS
3	22	9	Lyara BM
1	8	8	Lenara BB
19		Total Team	
99	319	Total Team	
28	78	13	Camila MDS

Scoring Skills
Attack
Block
Serve
Opp Error
Total
Best Scorer

Won Points	Total Atts	No	Name
65	170	Total Team	
22	46	12	SATO Y
12	25	1	YOKOTA S
11	36	2	NAKAJIMA S
12	37	Total Team	
5	13	13	OYAMA H
3	8	1	YOKOTA S
2	7	14	MIYABE A
4	106	Total Team	
2	13	1	YOKOTA S
1	15	12	SATO Y
1	20	13	OYAMA H
25		Total Team	
106	313	Total Team	
24	66	12	SATO Y

Legend:

Atts	Attempts	C	Team Captain	L	Libero Player	L	Substitute libero
n	Starting line-up where n = starting position on court (i.e. position 1 to 6)						
nn	Substitute where nn = jersey number of out going player			Opp	Opponent	Pts	Points scored



Match Results

赛事成绩

Match.:20

As of FRI 04 AUG 2023 at 18:38

Team	Sets	1	2	3	4	5	Total	Start Time: 17:30
HKG	0	14	15	13			42	End Time: 18:31
GER	3	25	25	25			75	Match Duration: 1h1min
	Playing Time	18min	18min	19min			55min	Spectators: 1,400

First Referee: CHUNG Ching Ju (TPE)

Second Referee: VALENTAR Bernard (SLO)

HKG - Hong Kong, China								
No	C/L	Name	1	2	3	4	5	Pts
2		CHAN MW	1	2	1			7
4		NG WL						0
5		HO KY	7		7			2
6		WONG SW		4	14			0
7		SHUM L	6	1	6			2
8	C	CHIM WL (C)	4	5	4			13
10		TSE LL	17		17			1
12		YIM WN	2	3	2			4
14		SUEN YT	3	6	3			3
15		LAM TCP		2				0
17		FONG KY	5	6	5			1
18	L	CHEUNG HNM	L	L	L			0
Coach:		CHAN SHIU KI E (HKG)						
Assistant Coach:		YU Ying C (HKG)						

GER - Germany								
No	C/L	Name	1	2	3	4	5	Pts
1		AGBORTABI V		43				0
8		FERNAU P	28	28	6			0
20		WESKE EF						0
26	C	HOLZIG A (C)	1	1				13
28		KELLER LT	3	3	3			10
29		LEWELING P	4	4	1			13
35		VAN CLEWE L			2			4
36		SILGE WH	2	2	5			6
37		KUHL AH	5	5				4
40		JATZKO RV	43	26	4			13
43		KOHN HE	6	6				1
46	L	NESTLER PM	L	L	L			0
Coach:		NEUBAUER N (GER)						
Assistant Coach:		BITTER K (GER)						

TEAM AND PLAYER PERFORMANCES

Won Points	Total Atts	No	Name	Scoring Skills	Won Points	Total Atts	No	Name
29	89	Total Team		Attack	53	93	Total Team	
12	28	8	CHIM WL		12	15	40	JATZKO RV
7	15	2	CHAN MW		11	21	29	LEWELING P
3	6	14	SUEN YT		9	19	28	KELLER LT
4	17	Total Team		Block	3	24	Total Team	
3	8	12	YIM WN		1	2	43	KOHN HE
1	1	8	CHIM WL		1	3	40	JATZKO RV
					1	4	35	VAN CLEWE L
0	44	Total Team		Serve	8	73	Total Team	
0	6	8	CHIM WL		5	12	26	HOLZIG A
0	4	7	SHUM L		2	14	29	LEWELING P
0	1	6	WONG SW		1	16	28	KELLER LT
9		Total Team		Opp Error	11		Total Team	
42	150	Total Team		Total	75	190	Total Team	
13	35	8	CHIM WL	Best Scorer	13	38	29	LEWELING P

Legend:

Atts	Attempts	C	Team Captain	L	Libero Player	L	Substitute libero
n	Starting line-up where n = starting position on court (i.e. position 1 to 6)						
nn	Substitute where nn = jersey number of out going player			Opp	Opponent	Pts	Points scored



Match Results

赛事成绩

Match.:22

As of FRI 04 AUG 2023 at 22:02

Team	Sets	1	2	3	4	5	Total	Start Time: 20:00
ITA	3	24	28	25	25		102	End Time: 22:01
CZE	1	26	26	20	19		91	Match Duration: 2h1min
Playing Time		27min	34min	26min	25min		1h 52min	Spectators: 1,390

 First Referee: **WANG Hao Juan (CHN)**

 Second Referee: **SEROLE Edgar (BOT)**

ITA - Italy								
No	C/L	Name	1	2	3	4	5	Pts
5	C	BATTISTONI I (C)	3	6				0
22	L	PANETONI S	L	L	L	L		0
25		GARDINI B	4	4				8
26		DIOP B	6	3	3	3		28
27		CARLETTI F	29	1	1	1		9
28		FROSINI G						0
29		PIVA R	1					1
33		MORELLO R		5	6	6		1
34		NWAKALOR LN	2	5				3
35		CECCONELLO A	5	2	2	2		7
36		CAGNIN E		25	4	4		10
38		SARTORI BM	34	5	5			3
Coach:			BELTRAMI A (ITA)					
Assistant Coach:			SINIBALDI M (ITA)					

CZE - Czech Republic								
No	C/L	Name	1	2	3	4	5	Pts
2		VIRTOVA V	27	4	4	1		9
4		CHALOU PKOVA B	9	9	2	2		2
6		SMIDOVA N	6	6	6	3		3
8		KUNIKOVA K	3	3	3	6		11
9	C	SVOBODOVA E (C)	1	1	1	4		21
10		BENEDIKTOVA A	12	15	12	12		2
11		GRABOVSKA K						0
12		DLOUHA M	5	5	5	5		10
14	L	KOLAROVA L	L	L	L	L		0
15		KNEIFLOVA E	2	2	2	2		6
19		WEIDENTHALEROVA A						0
27		KALHOUSOVA L	4	2				1
Coach:			MAREK Ondrej (CZE)					
Assistant Coach:			KRPAC Radek (CZE)					

TEAM AND PLAYER PERFORMANCES

Won Points	Total Atts	No	Name	Scoring Skills	Won Points	Total Atts	No	Name
50	137	Total Team		Attack	52	132	Total Team	
21	46	26	DIOP B		20	38	9	SVOBODOVA E
8	26	27	CARLETTI F		9	30	2	VIRTOVA V
7	17	25	GARDINI B		9	30	8	KUNIKOVA K
12	38	Total Team		Block	8	31	Total Team	
5	10	26	DIOP B		3	9	15	KNEIFLOVA E
2	3	36	CAGNIN E		3	11	12	DLOUHA M
2	4	35	CECCONELLO A		1	1	27	KALHOUSOVA L
8	101	Total Team		Serve	6	92	Total Team	
4	11	36	CAGNIN E		2	8	4	CHALOUPKOVA B
2	17	26	DIOP B		1	5	10	BENEDIKTOVA A
1	6	29	PIVA R		1	11	8	KUNIKOVA K
32		Total Team		Opp Error	25		Total Team	
102	276	Total Team		Total	91	255	Total Team	
28	73	26	DIOP B	Best Scorer	21	52	9	SVOBODOVA E

Legend:

Atts	Attempts	C	Team Captain	L	Libero Player	L	Substitute libero
n	Starting line-up where n = starting position on court(i.e. position 1 to 6)						
nn	Substitute where nn = jersey number of out going player			Opp	Opponent	Pts	Points scored



Match Results

赛事成绩

Match:31

As of FRI 04 AUG 2023 at 22:32

Team	Sets	1	2	3	4	5	Total	Start Time: 20:00
CZE	2	25	18	25	25	16	109	End Time: 22:32
TPE	3	22	25	27	16	18	108	Match Duration: 2h32min
Playing Time		28min	26min	34min	27min	25min	2h 20min	Spectators: 1,293

First Referee: KSHATRIYA Narendrasingh (IND)

Second Referee: THORNBURGH William (USA)

CZE - Czech Republic							
No C/L	Name	1	2	3	4	5	Pts
2	SULC R	9	9	9	1		1
4	DVORAK J	10		10	10	4	13
7 C	SULC M (C)	5	5		18		10
8 L	KUNC T	L	L	L	L	L	0
9	PISKACEK O	1	1	1	1		2
10	RIMAL D	4	4	4	4	4	5
11	SABRT M	3	3	3	3	3	10
14	JANECKA J			11		2	0
18	SVOBODA J	2		21	2	2	6
19	SUDA R	5	7	7	5	5	11
20	TROJANOWICZ L	6	6	6	6	6	7
21	DRAHONOVSKY M	19	2	2			4
Coach: LUBOMIR V (CZE)							
Assistant Coach: MELICHALEK Z (CZE)							

TPE - Chinese Taipei							
No C/L	Name	1	2	3	4	5	Pts
1	KO K	1	15	6	6	1	4
2 L	JHANG Y	L	L	L	L	L	0
4	CHEN C	3	5	5	5	6	9
7	JACKMAN RN	2		12	12	5	5
8	LEI N	19			19	12	0
9	HUNG J			1	14		1
10	LIN J	6	2	2	2	3	5
12 C	SUNG P (C)	7	1	1	1	2	5
14	CHANG Y	4	3	3	3	4	34
15	LIN C		6	14	1	1	2
19	TSENG H	5	4	4	4		10
Coach: MORO B (TPE)							
Assistant Coach: MARKOVIC F (TPE)							

TEAM AND PLAYER PERFORMANCES

Won Points	Total Atts	No	Name
50	130	Total Team	
10	26	4	DVORAK J
10	22	19	SUDA R
10	19	7	SULC M
15	47	Total Team	
5	15	11	SABRT M
3	3	4	DVORAK J
3	10	20	TROJANOWICZ L
4	107	Total Team	
1	7	9	PISKACEK O
1	11	18	SVOBODA J
1	15	20	TROJANOWICZ L
39		Total Team	
109	284	Total Team	
13	39	4	DVORAK J

Scoring Skills
Attack
Block
Serve
Opp Error
Total
Best Scorer

Won Points	Total Atts	No	Name
62	134	Total Team	
30	51	14	CHANG Y
9	22	19	TSENG H
7	12	4	CHEN C
12	39	Total Team	
3	5	10	LIN J
3	9	14	CHANG Y
2	2	15	LIN C
1	110	Total Team	
1	19	14	CHANG Y
0	1	9	HUNG J
0	1	8	LEI N
35		Total Team	
108	283	Total Team	
34	79	14	CHANG Y

Legend:

Atts	Attempts	C	Team Captain	L	Libero Player	L	Substitute libero
n	Starting line-up where n = starting position on court (i.e. position 1 to 6)						
nn	Substitute where nn = jersey number of out going player			Opp	Opponent	Pts	Points scored



Match Results

赛事成绩

Match:30

As of FRI 04 AUG 2023 at 22:36

Team	Sets	1	2	3	4	5	Total	Start Time: 20:05
IRI	3	29	25	28	15	15	112	End Time: 22:30
GER	2	27	27	26	25	13	118	Match Duration: 2h25min
Playing Time		33min	31min	33min	21min	16min	2h 14min	Spectators: 910

First Referee: FADILI Ali (MAR)

Second Referee: VASILEIADIS Vasileios (GRE)

IRI - Islamic Republic of Iran								
No	C/L	Name	1	2	3	4	5	Pts
1		SADATIBALADEHI S	4	4	4	4	4	14
4		HOSSEINPOUR P	1	1	1	1	1	13
7		MOSLEHABADI FARAH.	5	5	5	5	5	17
10		NOROUZI E	2	2	2	2	15	10
11	C	KAMALABADI S (C)	7	20	20	4	20	4
12		MOMENI MOGHADAM P				20		0
13		MASHHADI S	1	1	1	15	1	0
15		BEHNEZHAD A	6	6	6	6	6	2
16	L	SAKHAVI M	L	L	L	L	L	0
18		MOLAABASI A	15	15	15	10	2	2
20		HEIDARI K	3	3	3	3	3	11
Coach:		MOMENI MOGHADAM GR (IRI)						
Assistant Coach:		MONAZAMI A (IRI)						

GER - Germany								
No	C/L	Name	1	2	3	4	5	Pts
4		DERVISAJ L	24	2	31			1
6	L	GRAVEN LJ	L	L	L	L	L	0
8		JOHN F	4	5	24	3	3	20
16		PETER T	5	6	29	4	4	12
19	C	ROHRS EJ (C)		16	1	1	1	15
23		GORALIK Y	3	4	2	2	2	2
24		BURGGRAF EJ	1	8	6	6	6	2
29		BOGACHEV E		36	4			5
31		BOHME YN		4	3		24	3
32		KUNSTMANN JK						0
33		TORWIE SV	6	1	5	5	5	15
36		KARLITZEK LF	2	3				3
Coach:		STEUERWALD P (GER)						
Assistant Coach:		VON KAENEL D (GER)						



Match Results

赛事成绩

Match:32

As of FRI 04 AUG 2023 at 21:56

Team	Sets	1	2	3	4	5	Total	Start Time: 20:25
HKG	0	19	21	19			59	End Time: 21:53
JPN	3	25	25	25			75	Match Duration: 1h28min
Playing Time		28min	28min	26min			1h 22min	Spectators: 762

First Referee: HARIZ Abderazek (TUN)

Second Referee: MASHASHA Sibangani Selome (ZIM)

HKG - Hong Kong, China								
No	C/L	Name	1	2	3	4	5	Pts
3	L	CHIU CY	L	L	L			0
4		LEUNG HY		9	2			5
5		WAN KN	2	3				5
7		KWAN CH	12	10				0
8		POON CL	6	4	3			5
9	C	AU CT (C)	5	6	4			5
10		TAM CHD	4	5	4			12
11		LAM SL	19	1	6			4
12		CHING HL	1	2	1			2
17		LAM YC	5	5	5			2
19		SIO KY	3		11			1
20		CHEUNG NY		12				1
Coach:			YAU HOK C (HKG)					
Assistant Coach:			POON WAI K (HKG)					

JPN - Japan								
No	C/L	Name	1	2	3	4	5	Pts
1	C	YAMAMOTO R (C)	1	6				0
2		ONIKI R			5			3
4		MIZUMACHI T						0
5		SOMENO H	2	1	1			10
6		YAMADA D			7			3
7		KAI K	4	3	3			20
8		NAKASHIMA K	1	1	6			1
9		FUJIWARA N	5	4	4			12
10	L	TAKAKI K	L	L	L			0
13		KAWAGUCHI S	3	2	2			3
14		TARUMI Y			9			3
16		YASUHARA D	6	5				2
Coach:			YAMAMOTO K (JPN)					
Assistant Coach:			NAKATA M (JPN)					

TEAM AND PLAYER PERFORMANCES

Won Points	Total Atts	No	Name	Scoring Skills	Won Points	Total Atts	No	Name
31	95	Total Team		Attack	50	104	Total Team	
10	31	10	TAM CHD		17	33	7	KAI K
4	14	9	AU CT		11	23	9	FUJIWARA N
4	12	8	POON CL		9	18	5	SOMENO H
9	30	Total Team		Block	4	23	Total Team	
4	7	11	LAM SL		2	3	7	KAI K
2	6	10	TAM CHD		1	3	9	FUJIWARA N
1	2	9	AU CT		1	3	5	SOMENO H
2	61	Total Team		Serve	3	73	Total Team	
1	5	4	LEUNG HY		1	2	14	TARUMI Y
1	6	5	WAN KN		1	7	16	YASUHARA D
0	3	9	AU CT		1	10	7	KAI K
17		Total Team		Opp Error	18		Total Team	
59	186	Total Team		Total	75	200	Total Team	
12	46	10	TAM CHD	Best Scorer	20	46	7	KAI K

Legend:

Atts	Attempts	C	Team Captain	L	Libero Player	L	Substitute libero
n	Starting line-up where n = starting position on court(i.e. position 1 to 6)						
nn	Substitute where nn = jersey number of out going player			Opp	Opponent	Pts	Points scored



Match Results

赛事成绩

Match:21

As of FRI 04 AUG 2023 at 21:54

Team	Sets	1	2	3	4	5	Total	Start Time: 20:25
POL	0	20	15	15			50	End Time: 21:44
CHN	3	25	25	25			75	Match Duration: 1h19min
Playing Time		27min	24min	24min			1h 20min	Spectators: 2,095

First Referee: SZABO ALEXI Paul Catalin (ROU)

Second Referee: BENSIMON Royi Rafi (ISR)

POL - Poland								
No	C/L	Name	1	2	3	4	5	Pts
1		MOSKWA KP	4	4	2			2
2		ORZYLOWSKA M	1	6	5			7
4		LISIAK MM	4	3				2
6		RASINSKA AS	5	4	3			10
7		NOWAKOWSKA P		8				0
8		PIASECKA JN	3	2	1			6
10	L	DRABEK KE	L	L	L			0
11		DRUZKOWSKA K	21					1
13		LYCZAKOWSKA M	6	21	6			0
18	L	LYSIAK JA	L	L	L			0
21	C	GRABKA AE (C)	2	1				1
22		SZLAGOWSKA WW	6	5	4			9
Coach:			PASINSKI JR (POL)					
Assistant Coach:			DABROWSKI B (POL)					

CHN - People's Republic of China								
No	C/L	Name	1	2	3	4	5	Pts
1		ZHANG S						0
2		MA W						0
3		XIE S						0
4	L	XU J		L	L	L		0
5		WU M	2	2	2			8
6		GAO Y	6	6	6			9
7		ZHONG H			9			1
8		XU X	1	1	1			2
9	C	ZHUANG Y (C)	5	5	5			8
10		WANG W	3	3	3			11
11		ZHOU Y	12	4	4			12
12		MIAO Y	4					2
Coach:			ZHAO Yong (CHN)					
Assistant Coach:			XIE Jiyang (CHN)					

TEAM AND PLAYER PERFORMANCES

Won Points	Total Atts	No	Name	Scoring Skills	Won Points	Total Atts	No	Name
33	85	Total Team		Attack	40	80	Total Team	
10	30	6	RASINSKA AS		9	16	11	ZHOU Y
8	20	22	SZLAGOWSKA WW		8	18	5	WU M
6	18	8	PIASECKA JN		8	11	10	WANG W
4	14	Total Team		Block	8	21	Total Team	
3	7	2	ORZYLOWSKA M		3	7	11	ZHOU Y
1	3	22	SZLAGOWSKA WW		1	1	8	XU X
0	1	8	PIASECKA JN		1	1	7	ZHONG H
1	51	Total Team		Serve	5	74	Total Team	
1	7	21	GRABKA AE		2	12	10	WANG W
0	8	8	PIASECKA JN		1	11	9	ZHUANG Y
					1	11	6	GAO Y
12		Total Team		Opp Error	22		Total Team	
50	150	Total Team		Total	75	175	Total Team	
10	38	6	RASINSKA AS	Best Scorer	12	36	11	ZHOU Y

Legend:

Atts	Attempts	C	Team Captain	L	Libero Player	L	Substitute libero
n	Starting line-up where n = starting position on court (i.e. position 1 to 6)						
nn	Substitute where nn = jersey number of out going player			Opp	Opponent	Pts	Points scored



Match Results

赛事成绩

Match:33

As of SAT 05 AUG 2023 at 17:12

Team	Sets	1	2	3	4	5	Total	Start Time: 15:00
KOR	3	25	16	25	21	15	102	End Time: 17:06
TPE	2	17	25	23	25	7	97	Match Duration: 2h6min
Playing Time		23min	27min	25min	26min	13min	1h 54min	Spectators: 1,451

First Referee: THORNBURGH William (USA)

Second Referee: KUROKI JUNIOR George Hideyuki (BRA)

KOR - Republic of Korea							
No C/L	Name	1	2	3	4	5	Pts
1	PARK S	13	16	16	1	2	8
3	LEE H	6	6	5	6	1	3
5 L	SONG M	L	L	L	L	L	0
6 C	KIM S (C)		18		18		1
7	PARK T						0
10	LEE Y		13	13		13	0
12	LEE J	2	2	1	2	3	5
13	JEONG T	5	5	4	5	6	10
15	LEE Y						0
16	JEONG H	1	1	6	1		7
18	HONG D	4	4	3	4	5	10
20	SHIN H	3	3	2	3	4	35
Coach: YANG JW (KOR)							
Assistant Coach: SONG B (KOR)							

TPE - Chinese Taipei							
No C/L	Name	1	2	3	4	5	Pts
1	KO K	1	6	6	6	6	1
2 L	JHANG Y	L	L	L	L	L	0
4	CHEN C	6	2	2	2	2	14
7	JACKMAN RN	5	1	1	1	1	9
8	LEI N	12			12	7	1
9	HUNG J					14	0
10	LIN J	3	5	5	5	5	5
12 C	SUNG P (C)	2	4	4	4	4	13
14	CHANG Y	4	3	3	3	3	31
15	LIN C	1		1	1	1	2
19	TSENG H						0
Coach: MORO B (TPE)							
Assistant Coach: MARKOVIC F (TPE)							

TEAM AND PLAYER PERFORMANCES

Won Points	Total Atts	No Name	Scoring Skills	Won Points	Total Atts	No Name
64	117	Total Team	Attack	56	124	Total Team
34	49	20 SHIN H		26	49	14 CHANG Y
9	16	18 HONG D		11	20	4 CHEN C
7	7	13 JEONG T		8	24	12 SUNG P
12	33	Total Team	Block	13	32	Total Team
3	5	1 PARK S		3	4	10 LIN J
3	11	13 JEONG T		3	11	4 CHEN C
2	2	16 JEONG H		2	5	7 JACKMAN RN
3	102	Total Team	Serve	7	97	Total Team
1	11	1 PARK S		4	18	12 SUNG P
1	17	18 HONG D		3	21	14 CHANG Y
1	23	3 LEE H				
23		Total Team	Opp Error	21		Total Team
102	252	Total Team		97	253	Total Team
35	65	20 SHIN H	Best Scorer	31	75	14 CHANG Y

Legend:

Atts	Attempts	C	Team Captain	L	Libero Player	L	Substitute libero
n	Starting line-up where n = starting position on court (i.e. position 1 to 6)						
nn	Substitute where nn = jersey number of out going player			Opp	Opponent	Pts	Points scored



Match Results

赛事成绩

Match:34

As of SAT 05 AUG 2023 at 17:15

Team	Sets	1	2	3	4	5	Total
BRA	3	25	27	18	15	16	101
JPN	2	20	25	25	25	14	109
Playing Time		24min	32min	25min	24min	19min	2h 4min

Start Time: 15:00
End Time: 17:12
Match Duration: 2h12min
Spectators: 1,080

First Referee: KOVALCHUK Andrii (UKR)

Second Referee: PARK Jung (USA)

BRA - Brazil						
No C/L	Name	1	2	3	4	5 Pts
4	GONCALVES AG	5	6	5	6	5 21
5	OLIVEIRA JR	3	4	12	4	6 6
6	FERREIRA SILVA PH	2	3	2	3	2 16
7 L	DOS SANTOS W	L	L	L	L	L 1
8	DE MATTOS JG			9	9	0
9	KRAUCHUK ESQUIVEL.	4	5	4	5	4 17
10	FACCIN G	6	1	6	18	3 7
11	FIGUEIREDO DOS SA.		5	3	12	5
12	ADAMI H	1	2	1	2	1 5
16 C	LESCHE DA SILVEIRA (C)				6	1
18	GUEDES HV				1	0
Coach: ELIAS PONTES E (BRA)						
Assistant Coach: NEVES GRILO A (BRA)						

JPN - Japan						
No C/L	Name	1	2	3	4	5 Pts
1 C	YAMAMOTO R (C)	1	8	6	6	1 0
2	ONIKI R	6	5	5	5	6 9
4	MIZUMACHI T	2	1			4
5	SOMENO H	5	4	1	1	2 9
6	YAMADA D					0
7	KAI K	4	3	3	3	4 25
8	NAKASHIMA K	1	6			0
9	FUJIWARA N		4	4	4	5 19
10 L	TAKAKI K	L	L	L	L	L 0
13	KAWAGUCHI S					0
14	TARUMI Y					0
16	YASUHARA D	3	2	2	2	3 7
Coach: YAMAMOTO K (JPN)						
Assistant Coach: NAKATA M (JPN)						

TEAM AND PLAYER PERFORMANCES

Won Points	Total Atts	No	Name
63	145	Total Team	
20	37	4	GONCALVES AG
13	27	6	FERREIRA SILVA PH
12	37	9	KRAUCHUK ESQUIVEL.
13	36	Total Team	
4	6	9	KRAUCHUK ESQUIVEL.
3	5	12	ADAMI H
3	10	10	FACCIN G
3	100	Total Team	
2	20	6	FERREIRA SILVA PH
1	18	9	KRAUCHUK ESQUIVEL.
22		Total Team	
101	281	Total Team	
21	53	4	GONCALVES AG

Scoring Skills
Attack
Block
Serve
Opp Error
Total
Best Scorer

Won Points	Total Atts	No	Name
61	146	Total Team	
24	51	7	KAI K
16	27	9	FUJIWARA N
8	30	5	SOMENO H
9	34	Total Team	
3	7	16	YASUHARA D
3	10	2	ONIKI R
2	3	9	FUJIWARA N
3	110	Total Team	
1	14	9	FUJIWARA N
1	17	7	KAI K
1	23	5	SOMENO H
36		Total Team	
109	290	Total Team	
25	72	7	KAI K

Legend:

Atts	Attempts	C	Team Captain	L	Libero Player	L	Substitute libero
n	Starting line-up where n = starting position on court (i.e. position 1 to 6)						
nn	Substitute where nn = jersey number of out going player			Opp	Opponent	Pts	Points scored



Match Results

赛事成绩

Match:37

As of SAT 05 AUG 2023 at 18:57

Team	Sets	1	2	3	4	5	Total	Start Time: 17:30
AZE	0	15	26	23			64	End Time: 18:53
CZE	3	25	28	25			78	Match Duration: 1h23min
Playing Time		20min	30min	27min			1h 17min	Spectators: 782

First Referee: VILLARREAL Andres (ARG)

Second Referee: KSHATRIYA Narendrasingh (IND)

AZE - Azerbaijan								
No	C/L	Name	1	2	3	4	5	Pts
2		AZIMOV J	2	3	2			13
4	C	AGHAZADA A (C)						0
5		ALIYEV R	14	5				6
6		ALIYEV R	8	L	L			0
7		GURSKII R	1	2	1			0
8		NIKULENKO Y	3	4	3			7
10		BUNYATOV Y	5	6	5			14
11		AGHABAYOV R						0
12	L	JENKEL F	L	L	L			0
13		RUSTAMOV A	6					0
14		DUNYAMALIYEV S	4	5	4			4
23		DARYAYEV F	13	1	6			5
Coach:			JALALOV F (AZE)					
Assistant Coach:			GAHRAMANOV D (AZE)					

CZE - Czech Republic								
No	C/L	Name	1	2	3	4	5	Pts
2		SULC R	1	1	1			0
4		DVORAK J	4	4	4			10
7	C	SULC M (C)	18		2			5
8	L	KUNC T	L	L	L			0
9		PISKACEK O	4	4	4			0
10		RIMAL D	2	2	2			5
11		SABRT M			3			3
14		JANECKA J	3	3				2
18		SVOBODA J	2	2				2
19		SUDA R	5	5	5			18
20		TROJANOWICZ L	6	6	6			9
21		DRAHONOVSKY M		18	7			3
Coach:			LUBOMIR V (CZE)					
Assistant Coach:			MELICHALEK Z (CZE)					

TEAM AND PLAYER PERFORMANCES

Won Points	Total Atts	No	Name	Scoring Skills	Won Points	Total Atts	No	Name
40	95	Total Team		Attack	46	86	Total Team	
12	29	10	BUNYATOV Y		16	23	19	SUDA R
11	21	2	AZIMOV J		9	15	4	DVORAK J
6	16	5	ALIYEV R		6	13	20	TROJANOWICZ L
8	29	Total Team		Block	7	36	Total Team	
2	3	2	AZIMOV J		3	14	20	TROJANOWICZ L
2	5	10	BUNYATOV Y		2	6	19	SUDA R
2	6	8	NIKULENKO Y		1	2	14	JANECKA J
1	65	Total Team		Serve	4	74	Total Team	
1	8	8	NIKULENKO Y		2	9	11	SABRT M
0	13	7	GURSKII R		1	6	18	SVOBODA J
0	2	6	ALIYEV R		1	16	4	DVORAK J
13		Total Team		Opp Error	20		Total Team	
62	189	Total Team		Total	77	196	Total Team	
14	48	10	BUNYATOV Y	Best Scorer	18	41	19	SUDA R

Legend:

Atts	Attempts	C	Team Captain	L	Libero Player	[L]	Substitute libero
[n]	Starting line-up where n = starting position on court (i.e. position 1 to 6)						
[nn]	Substitute where nn = jersey number of out going player			Opp	Opponent	Pts	Points scored



Match Results

赛事成绩

Match:35

As of SAT 05 AUG 2023 at 19:07

Team	Sets	1	2	3	4	5	Total	Start Time: 17:45
POL	3	25	25	25			75	End Time: 19:01
IRI	0	21	22	11			54	Match Duration: 1h16min
Playing Time		23min	27min	20min			1h 10min	Spectators: 1,628

First Referee: ZULFUGAROV Eldar (AZE)

Second Referee: SZYDLOWSKI Robert Karol (AUS)

POL - Poland								IRI - Islamic Republic of Iran									
No	C/L	Name	1	2	3	4	5	Pts	No	C/L	Name	1	2	3	4	5	Pts
2		CZYZOWSKI J						0	1		SADATIBALADEHI S	4	4	20			6
4	C	KOZUB LK (C)	6	6	6			2	4		HOSSEINPOUR P	1	1	1			11
9		SASAK KM	19	4				0	7		MOSLEHABADI FARAH.	5	5	5			5
10		GIERZOT M	4	4	4			10	10		NOROUZI E	2	2	2			5
11		KOGUT DP	1	1	1			10	11	C	KAMALABADI S (C)	7	1	4			5
13		MAGNUSZEWSKI M			11			0	12		MOMENI MOGHADAM P						0
14		ABRAMOWICZ J	4					0	13		MASHHADI S	4	4	4			0
16		WOCH DT	2	2	2			4	15		BEHNEZHAD A	6	6	6			2
17		KRYSIK M			16	16		0	16	L	SAKHAVI M	L	L	L			0
19		DULSKI D	3	3	3			16	18		MOLAAABASI A	15	15	7			0
20	L	SZYMURA KT	L	L	L			0	20		HEIDARI K	3	3	3			6
72		POREBA MA	5	5	5			9									
Coach: LUKS DJ (POL)									Coach: MOMENI MOGHADAM GR (IRI)								
Assistant Coach: MIERZEJEWSKI MM (POL)									Assistant Coach: MONAZAMI A (IRI)								

TEAM AND PLAYER PERFORMANCES

Won Points	Total Atts	No	Name	Scoring Skills	Won Points	Total Atts	No	Name
42	64	Total Team		Attack	37	76	Total Team	
16	23	19	DULSKI D		10	18	4	HOSSEINPOUR P
8	15	10	GIERZOT M		6	11	1	SADATIBALADEHI S
7	12	11	KOGUT DP		5	12	11	KAMALABADI S
5	22	Total Team		Block	2	11	Total Team	
2	8	72	POREBA MA		1	1	4	HOSSEINPOUR P
1	2	11	KOGUT DP		1	1	20	HEIDARI K
1	4	10	GIERZOT M		0	3	7	MOSLEHABADI FARAH.
4	73	Total Team		Serve	1	56	Total Team	
2	12	11	KOGUT DP		1	9	20	HEIDARI K
1	12	72	POREBA MA		0	5	7	MOSLEHABADI FARAH.
1	17	10	GIERZOT M		0	11	4	HOSSEINPOUR P
24		Total Team		Opp Error	14		Total Team	
75	159	Total Team		Total	54	143	Total Team	
16	36	19	DULSKI D	Best Scorer	11	30	4	HOSSEINPOUR P

Legend:

Atts	Attempts	C	Team Captain	L	Libero Player	L	Substitute libero
n	Starting line-up where n = starting position on court(i.e. position 1 to 6)						
nn	Substitute where nn = jersey number of out going player			Opp	Opponent	Pts	Points scored



Match Results

赛事成绩

Match:36

As of SAT 05 AUG 2023 at 19:06

Team	Sets	1	2	3	4	5	Total	Start Time: 17:50
UKR	0	18	22	14			54	End Time: 19:04
GER	3	25	25	25			75	Match Duration: 1h14min
Playing Time		23min	25min	22min			1h 10min	Spectators: 930

First Referee: BUNYAN Ryan (CAN)

Second Referee: PEREIRA FELICIANO Fabricio (BRA)

UKR - Ukraine								
No	C/L	Name	1	2	3	4	5	Pts
1		OSTAPENKO V						0
3		RIABOV S	6	3	8			0
7	C	YANCHUK D (C)	4	30	5			11
8		STEBLETSKYI A	3	3	1			0
9		KRYVOBOK I	1	4	2			8
11		STEPOVYI Y	42	6	4			11
13		KLEPKO H						0
21	L	PAMPUSHKO Y	L	L	L			0
23		VELETSKYI D	2	5	3			3
25		MAZENKO B	5	2	6			3
30		MISHCHENKO S	9	1	7			1
42		URYVKIN D	3					1
Coach:			KOVALENKO S (UKR)					
Assistant Coach:			TSYLIURA O (UKR)					

GER - Germany								
No	C/L	Name	1	2	3	4	5	Pts
4		DERVISAJ L	8	8				1
6	L	GRAVEN LJ	L	L	L			0
8		JOHN F	5	4	5			9
16		PETER T	6	5	6			8
19	C	ROHRS EJ (C)						0
23		GORALIK Y			32			0
24		BURGGRAF EJ	2	1	2			0
29		BOGACHEV E	3	2	3			13
31		BOHME YN		24	24			3
32		KUNSTMANN JK	1	6	1			3
33		TORWIE SV	4	3	4			9
36		KARLITZEK LF			29			0
Coach:			STEUERWALD P (GER)					
Assistant Coach:			VON KAENEL D (GER)					

TEAM AND PLAYER PERFORMANCES

Won Points	Total Atts	No	Name	Scoring Skills	Won Points	Total Atts	No	Name
31	82	Total Team		Attack	34	62	Total Team	
9	20	7	YANCHUK D		9	13	29	BOGACHEV E
9	17	11	STEPOVYI Y		7	13	16	PETER T
7	19	9	KRYVOBOK I		7	9	33	TORWIE SV
7	25	Total Team		Block	7	23	Total Team	
2	2	11	STEPOVYI Y		3	6	8	JOHN F
2	4	7	YANCHUK D		1	2	29	BOGACHEV E
1	1	42	URYVKIN D		1	3	16	PETER T
0	56	Total Team		Serve	5	73	Total Team	
0	10	9	KRYVOBOK I		3	18	29	BOGACHEV E
0	3	8	STEBLETSKYI A		1	8	8	JOHN F
0	7	7	YANCHUK D		1	10	33	TORWIE SV
16		Total Team		Opp Error	29		Total Team	
54	163	Total Team		Total	75	158	Total Team	
11	31	7	YANCHUK D	Best Scorer	13	33	29	BOGACHEV E

Legend:

Atts	Attempts	C	Team Captain	L	Libero Player	L	Substitute libero
n	Starting line-up where n = starting position on court (i.e. position 1 to 6)						
nn	Substitute where nn = jersey number of out going player			Opp	Opponent	Pts	Points scored



Match Results

赛事成绩

Match.:23

As of SAT 05 AUG 2023 at 19:01

Team	Sets	1	2	3	4	5	Total
TPE	3	25	25	25			75
ARG	0	19	21	23			63
Playing Time		25min	25min	33min			1h 23min

 Start Time: 17:30
 End Time: 18:59
 Match Duration: 1h29min
 Spectators: 1,500

First Referee: MARITNEZ MENDOZA Cinthya Ines (COL)

Second Referee: ROGIC Dejan (SRB)

TPE - Chinese Taipei							
No C/L	Name	1	2	3	4	5	Pts
5	WU F	1	2	1			13
6	CHIU Y	2	3	2			8
7	LIN S	4	5	4			15
8	CHEN J			12			0
9	KAN K	5	6	5			7
10	HSU W	3	4	3			10
12 C	LIAO Y (C)	6	1	6			0
13	HUANG M			10			0
14	CHEN L	6	6	9			0
15 L	LIN C	L	L	L			0
17	LIU S	7					1
20	LIAO C						0
Coach: CHEN Yu-An (TPE)							
Assistant Coach: HUANG Wei-Hsiang (TPE)							

ARG - Argentina							
No C/L	Name	1	2	3	4	5	Pts
2	ALMEYDA B	4	3	4			5
3	BRANDAN RB	17		6			0
5	POLANIS CR	1	6	1			10
6	NIEVA GV	7	4	5			4
7	BENITEZ A	2	1	2			0
8	PICCOLO SA	6	2	3			11
9	REINOSO RE			2			0
12	HOLZMAISTERS J		2				0
14 C	NIELSON RAMELLA DV (C)	3	8	19			5
15 L	TORINO SY	L	L	L			0
17	CORBALAN MDLP	5		7			3
19	GIRAUDO ESCURRA C	14	5	6			5
Coach: Maria Laura VINCENTE (ARG)							
Assistant Coach: Maria Eugenia REQUI (ARG)							

TEAM AND PLAYER PERFORMANCES

Won Points	Total Atts	No	Name
46	135	Total Team	
12	35	7	LIN S
11	34	5	WU F
10	33	10	HSU W
4	21	Total Team	
2	4	6	CHIU Y
2	6	7	LIN S
0	4	9	KAN K
4	74	Total Team	
2	20	5	WU F
1	8	6	CHIU Y
1	9	7	LIN S
21		Total Team	
75	230	Total Team	
15	50	7	LIN S

Scoring Skills
Attack
Block
Serve
Opp Error
Total
Best Scorer

Won Points	Total Atts	No	Name
31	128	Total Team	
9	29	8	PICCOLO SA
6	11	5	POLANIS CR
5	15	2	ALMEYDA B
9	34	Total Team	
4	12	5	POLANIS CR
2	6	8	PICCOLO SA
1	2	6	NIEVA GV
3	64	Total Team	
2	8	14	NIELSON RAMELLA DV
1	5	17	CORBALAN MDLP
0	1	9	REINOSO RE
20		Total Team	
63	226	Total Team	
11	45	8	PICCOLO SA

Legend:

Atts	Attempts	C	Team Captain	L	Libero Player	[L]	Substitute libero
[n]	Starting line-up where n = starting position on court (i.e. position 1 to 6)						
[nn]	Substitute where nn = jersey number of out going player			Opp	Opponent	Pts	Points scored



Match Results

赛事成绩

Match:24

As of SAT 05 AUG 2023 at 18:48

Team	Sets	1	2	3	4	5	Total
IND	0	19	21	17			57
COL	3	25	25	25			75
Playing Time		24min	24min	22min			1h 10min

Start Time: 17:30
End Time: 18:46
Match Duration: 1h16min
Spectators: 1,250

First Referee: **BENSIMON Royi Rafi (ISR)**

Second Referee: **WANG Hao Juan (CHN)**

IND - India							
No	C/L	Name	1	2	3	4	5 Pts
1	L	KUMARI S	L	L	L		0
2		Mamali N			9		1
3		ShibaniNI P	8				1
4		Veena K	5	5	2		9
5		Arya K					0
6		Roli P	4	12	4		6
7	C	SHUKLA PD (C)	6	6	6		4
8		Bothini R	2	2	5		11
9		Athira R	1	1	1		1
10		Neha			8		0
12		PULLARI AS	6	4			1
17		KOZHOTHHAZHAM SHANOJ SL	3	3	3		4
Coach: VISWAMBHARAN A (IND)							
Assistant Coach: SINGH J (IND)							

COL - Colombia							
No	C/L	Name	1	2	3	4	5 Pts
2		CAMILA AD		1			1
3	C	DANIELA VS (C)		4	3		0
4		ANA MARIA ZL	2	2	6		2
6		MARIA ISABEL VC	1	8	2		8
8		ISABEL CRISTINA HA	4	4	5		6
9	L	ELIZABETH RV	L	L	L		0
10		CATALINA LC	6	6	1		14
14		MARIANA VL	3	3	4		16
15		SOFIA CP	5	5	6		7
16		SOFIA RZ	15	15	15		0
Coach: HERNANDEZ ATEHORTUA JC (COL)							
Assistant Coach:							

TEAM AND PLAYER PERFORMANCES

Won Points	Total Atts	No	Name
29	91	Total Team	
11	24	8	Bothini R
8	31	4	Veena K
3	16	6	Roli P
6	26	Total Team	
3	10	17	KOZHOTHHAZHAM SHANOJ SL
1	2	12	PULLARI AS
1	3	4	Veena K
3	58	Total Team	
3	9	6	Roli P
0	10	9	Athira R
0	11	8	Bothini R
22		Total Team	
57	175	Total Team	
11	38	8	Bothini R

Scoring Skills
Attack
Block
Serve
Opp Error
Total
Best Scorer

Won Points	Total Atts	No	Name
39	103	Total Team	
14	28	14	MARIANA VL
12	35	10	CATALINA LC
5	10	6	MARIA ISABEL VC
6	21	Total Team	
3	7	6	MARIA ISABEL VC
2	2	15	SOFIA CP
1	3	14	MARIANA VL
9	74	Total Team	
3	15	15	SOFIA CP
2	13	10	CATALINA LC
1	3	2	CAMILA AD
19		Total Team	
75	198	Total Team	
16	44	14	MARIANA VL

Legend:

Atts Attempts **C** Team Captain **L** Libero Player **[L]** Substitute libero
[n] Starting line-up where n = starting position on court(i.e. position 1 to 6)
[nn] Substitute where nn = jersey number of out going player **Opp** Opponent **Pts** Points scored



Match Results

赛事成绩

Match:38

As of SAT 05 AUG 2023 at 21:15

Team	Sets	1	2	3	4	5	Total
ITA	3	25	26	25			76
CHN	0	19	24	15			58
Playing Time		21min	27min	19min			1h 7min

Start Time: 20:00
End Time: 21:13
Match Duration: 1h13min
Spectators: 2,095

First Referee: CABRERA Celso Ricardo (ARG)

Second Referee: GERARD Joseph (MAS)

ITA - Italy							
No C/L	Name	1	2	3	4	5	Pts
2	PORRO P	1	2	6			4
3	HELD T						0
6	POL A			9			0
9 C	RECINE F (C)	2	3	1			6
11	GARDINI D						0
13	CORTESIA L	3	4	2			10
16	SALSI N						0
24 L	CATANIA D	L	L	L			0
25	VITELLI M	6	1	5			6
27	CANESCHI E						0
29	MAGALINI G	5	6	4			19
31	SALA L	4	5	3			11
Coach: FANIZZA V (ITA)							
Assistant Coach: LEONI L (ITA)							

CHN - People's Republic of China							
No C/L	Name	1	2	3	4	5	Pts
1	CHEN L	2	6	2			0
2	WANG H	3	1	6			1
3 C	ZHANG J (C)	4	1	1			12
4	YU Y	1	4				3
5	WANG B		9	4			4
6	DENG X		4				0
7	PENG S	2	5	5			4
8	LI Y	5					0
9	WANG D	8	2	2			5
10	ZHANG G	6	3	3			6
11 L	YANG Y	L	L	L			0
12	HU Z			10			2
Coach: WU S (CHN)							
Assistant Coach: SHEN A (CHN)							

TEAM AND PLAYER PERFORMANCES

Won Points	Total Atts	No	Name
41	62	Total Team	
15	18	29	MAGALINI G
8	13	31	SALA L
8	10	13	CORTESIA L
13	31	Total Team	
4	5	29	MAGALINI G
2	5	31	SALA L
2	5	13	CORTESIA L
2	75	Total Team	
1	13	31	SALA L
1	17	9	RECINE F
20		Total Team	
76	168	Total Team	
19	35	29	MAGALINI G

Scoring Skills
Attack
Block
Serve
Opp Error
Total
Best Scorer

Won Points	Total Atts	No	Name
28	69	Total Team	
11	20	3	ZHANG J
6	13	10	ZHANG G
2	8	4	YU Y
6	21	Total Team	
2	5	9	WANG D
1	1	5	WANG B
1	2	3	ZHANG J
3	59	Total Team	
1	4	5	WANG B
1	10	7	PENG S
1	11	9	WANG D
21		Total Team	
58	149	Total Team	
12	33	3	ZHANG J

Legend:

Atts Attempts C Team Captain L Libero Player [L] Substitute libero
 n Starting line-up where n = starting position on court (i.e. position 1 to 6)
 nn Substitute where nn = jersey number of out going player Opp Opponent Pts Points scored



Match Results

赛事成绩

Match:39

As of SAT 05 AUG 2023 at 21:28

Team	Sets	1	2	3	4	5	Total	Start Time: 20:00
ARG	3	25	25	25			75	End Time: 21:26
POR	0	21	19	18			58	Match Duration: 1h26min
Playing Time		26min	26min	29min			1h 21min	Spectators: 600

First Referee: SOKOL Katarzyna (POL)

Second Referee: FADILI Ali (MAR)

ARG - Argentina								
No	C/L	Name	1	2	3	4	5	Pts
2		CONDE BARRIOS L	7	3	5			7
5		PONZIO JA	77	12	4			7
6		GOMEZ GA	5	6				6
7		ROJAS NA	2	6	2			6
8	L	SCARPA T	L	L	L			0
9		DIAZ BOLLI SM	12		5			0
12	C	BALAGUE M (C)	1	2	77			10
13		GALLARDO AN	3	4	6			11
14		SALAZAR TOMBION I			20			1
20		SORIA SD	6	1	3			3
21		NOVAS RUIZ I						0
77		GIRAUDO ESCURRA M	4	5	1			3
Coach:			DARRAIDOU SP (ARG)					
Assistant Coach:			PEREIRA P (ARG)					

POR - Portugal								
No	C/L	Name	1	2	3	4	5	Pts
2		FERNANDES SAMPAIO			15			0
5		NOGUEIRA GOMES G		14				0
7		TEIXEIRA BELO MAR.	3	2	5			15
8		PEIXOTO FIGUEIREDO	4	3	6			7
9	L	CAMPOS AZENHA M	L	L	L			0
10		DA CRUZ BRITO EA	5	4	1			5
12		BRAGA MONTEIRO PD						0
14		ALMEIDA CAVALCANTI	1	6	3			4
15	C	NOGUEIRA NEVES PE. (C)	14		2			1
17		CONCEICAO DIAS B	6	5	7			0
18		FONSECA NEVES OLI.	2	1	4			2
Coach:			TEIXEIRA DA SILVA HA (POR)					
Assistant Coach:			DA CUNHA ANTUNES LV (POR)					

TEAM AND PLAYER PERFORMANCES

Won Points	Total Atts	No	Name	Scoring Skills	Won Points	Total Atts	No	Name
44	89	Total Team		Attack	24	80	Total Team	
8	14	12	BALAGUE M		13	33	7	TEIXEIRA BELO MAR.
8	12	13	GALLARDO AN		5	14	8	PEIXOTO FIGUEIREDO
7	12	2	CONDE BARRIOS L		4	20	14	ALMEIDA CAVALCANTI
8	21	Total Team		Block	8	25	Total Team	
2	4	77	GIRAUDO ESCURRA M		4	6	10	DA CRUZ BRITO EA
2	4	13	GALLARDO AN		1	1	15	NOGUEIRA NEVES PE.
1	1	7	ROJAS NA		1	2	7	TEIXEIRA BELO MAR.
2	74	Total Team		Serve	2	59	Total Team	
1	11	12	BALAGUE M		1	11	7	TEIXEIRA BELO MAR.
1	13	13	GALLARDO AN		1	12	8	PEIXOTO FIGUEIREDO
21		Total Team			24		Total Team	
75	184	Total Team		Total	58	164	Total Team	
11	29	13	GALLARDO AN	Best Scorer	15	46	7	TEIXEIRA BELO MAR.

Legend:

Atts	Attempts	C	Team Captain	L	Libero Player	L	Substitute libero
n	Starting line-up where n = starting position on court(i.e. position 1 to 6)						
nn	Substitute where nn = jersey number of out going player			Opp	Opponent	Pts	Points scored



Match Results

赛事成绩

Match:40

As of SAT 05 AUG 2023 at 21:52

Team	Sets	1	2	3	4	5	Total	Start Time: 20:00
IND	3	19	26	26	25		96	End Time: 21:50
HKG	1	25	24	24	16		89	Match Duration: 1h50min
Playing Time		22min	28min	29min	22min		1h 41min	Spectators: 782

First Referee: GOU Ming (CHN)

Second Referee: WANG Yeh (TPE)

IND - India								
No	C/L	Name	1	2	3	4	5	Pts
1		KUMAR A	2					4
2		NANDISH	6					1
3		PANDIYARAJ A						0
4	L	CHOUDHARY T	L	L	L	L		0
5		JASKARAN SINGH						0
7		CHAUDHARY S	1	2	1	2		9
8		SAWAN		3	2	3		10
10		GIRI H	4	5	4	5		16
11	C	SINGH D (C)	3	4	3	4		10
12	L	BANJARA SP			L	L	L	0
13		SAHAYA ANTHONI RAJ	5	6	5	6		18
14		JASJODH S		1	6	1		9
Coach:		DAKSHINAMOORTHY S (IND)						
Assistant Coach:		RAJESH K (IND)						

HKG - Hong Kong, China								
No	C/L	Name	1	2	3	4	5	Pts
3	L	CHIU CY	L	L	L	L		0
4		LEUNG HY		12	10	4		4
5		WAN KN	2	2	5	5		11
7		KWAN CH		10	12	1		1
8		POON CL	6	6	6			1
9	C	AU CT (C)	5	5	2	5		14
10		TAM CHD	4	4	4	4		21
11		LAM SL	3	3	3	6		6
12		CHING HL	1	1	1	7		2
17		LAM YC		9	9	2		2
19		SIO KY			8	3		2
20		CHEUNG NY						0
Coach:		YAU HOK C (HKG)						
Assistant Coach:		POON WAI K (HKG)						

TEAM AND PLAYER PERFORMANCES

Won Points	Total Atts	No	Name	Scoring Skills	Won Points	Total Atts	No	Name
61	131	Total Team		Attack	57	130	Total Team	
18	36	13	SAHAYA ANTHONI RAJ		20	38	10	TAM CHD
12	27	10	GIRI H		12	24	9	AU CT
10	25	8	SAWAN		10	31	5	WAN KN
10	38	Total Team		Block	5	26	Total Team	
3	4	10	GIRI H		2	5	9	AU CT
3	5	7	CHAUDHARY S		1	2	19	SIO KY
1	3	1	KUMAR A		1	3	5	WAN KN
6	92	Total Team		Serve	3	91	Total Team	
3	17	7	CHAUDHARY S		1	6	7	KWAN CH
1	3	1	KUMAR A		1	14	11	LAM SL
1	9	14	JASJODH S		1	14	10	TAM CHD
18		Total Team		Opp Error	24		Total Team	
95	261	Total Team		Total	89	247	Total Team	
18	59	13	SAHAYA ANTHONI RAJ	Best Scorer	21	53	10	TAM CHD

Legend:

Atts	Attempts	C	Team Captain	L	Libero Player	L	Substitute libero
n	Starting line-up where n = starting position on court(i.e. position 1 to 6)						
nn	Substitute where nn = jersey number of out going player			Opp	Opponent	Pts	Points scored



Match Results

赛事成绩

Match.:25

As of SAT 05 AUG 2023 at 22:19

Team	Sets	1	2	3	4	5	Total	Start Time: 20:00
GER	2	13	25	25	22	12	97	End Time: 22:12
ITA	3	25	22	23	25	15	110	Match Duration: 2h12min
Playing Time		20min	28min	30min	26min	16min	2h	Spectators: 1,530

First Referee: GOVENDER Dhevan (RSA)

Second Referee: HARIZ Abderazek (TUN)

GER - Germany								
No	C/L	Name	1	2	3	4	5	Pts
1		AGBORTABI V	29	1				0
8		FERNAU P	43					0
20		WESKE EF						0
26	C	HOLZIG A (C)						1
28		KELLER LT	3	3	3	3	4	17
29		LEWELING P	1	1	1	1	2	17
35		VAN CLEWE L	2	2	2	2	3	7
36		SILGE WH	5	5	5	5	6	7
37		KUHL AH						0
40		JATZKO RV	4	4	4	4	5	22
43		KOHN HE	6	6	6	6	1	0
46	L	NESTLER PM	L	L	L	L	L	0
Coach: NEUBAUER N (GER)								
Assistant Coach: BITTER K (GER)								

ITA - Italy								
No	C/L	Name	1	2	3	4	5	Pts
5	C	BATTISTONI I (C)	6	6	6	33	1	1
22	L	PANETONI S	L	L	L	L	L	0
25		GARDINI B						0
26		DIOP B	3	3	3	4	4	32
27		CARLETTI F	1	1	1	2	2	20
28		FROSINI G						0
29		PIVA R						0
33		MORELLO R		5	5	1		0
34		NWAKALOR LN	5	5	5			10
35		CECCONELLO A	2	2	2	3	3	7
36		CAGNIN E	4	4	4	5	5	18
38		SARTORI BM			34	6	6	5
Coach: BELTRAMI A (ITA)								
Assistant Coach: SINIBALDI M (ITA)								

TEAM AND PLAYER PERFORMANCES

Won Points	Total Atts	No	Name	Scoring Skills	Won Points	Total Atts	No	Name
58	169	Total Team		Attack	71	183	Total Team	
18	57	40	JATZKO RV		25	62	26	DIOP B
15	50	28	KELLER LT		16	38	27	CARLETTI F
13	32	29	LEWELING P		14	42	36	CAGNIN E
10	28	Total Team		Block	14	36	Total Team	
4	9	40	JATZKO RV		5	14	26	DIOP B
2	3	29	LEWELING P		3	6	35	CECCONELLO A
2	4	28	KELLER LT		2	2	36	CAGNIN E
3	97	Total Team		Serve	8	110	Total Team	
2	24	29	LEWELING P		3	33	27	CARLETTI F
1	10	36	SILGE WH		2	15	26	DIOP B
					2	18	36	CAGNIN E
26		Total Team		Opp Error	17		Total Team	
97	294	Total Team		Total	110	329	Total Team	
22	79	40	JATZKO RV	Best Scorer	32	91	26	DIOP B

Legend:

Atts	Attempts	C	Team Captain	L	Libero Player	L	Substitute libero
n	Starting line-up where n = starting position on court (i.e. position 1 to 6)						
nn	Substitute where nn = jersey number of out going player			Opp	Opponent	Pts	Points scored



Match Results

赛事成绩

Match:26

As of SAT 05 AUG 2023 at 21:30

Team	Sets	1	2	3	4	5	Total	Start Time: 20:00
HKG	3	26	25	25			76	End Time: 21:30
CZE	0	24	20	22			66	Match Duration: 1h30min
Playing Time		30min	27min	27min			1h 24min	Spectators: 1,350

First Referee: VALENTAR Bernard (SLO)

Second Referee: SZABI ALEXI Paul Catalin (ROU)

First Reference: VALENTIN BOMARD (SLO)

Second Reference: ZSADÍ ALBERT FIALA (CZE)

Third Reference: FADRI SATAM (ROU)

HKG - Hong Kong, China								
No	C/L	Name	1	2	3	4	5	Pts
2		CHAN MW	2	1	2			8
4		NG WL						0
5		HO KY			6	6		1
6		WONG SW	4	3	4			4
7		SHUM L	1	6	1			7
8	C	CHIM WL (C)	5	4	5			26
10		TSE LL		17	17			0
12		YIM WN	3	2	3			6
14		SUEN YT	7	7	7			0
15		LAM TCP	2					1
17		FONG KY	6	5	6			2
18	L	CHEUNG HNM	L	L	L			0
Coach:			CHAN SHIU KI E (HKG)					
Assistant Coach:			YU Ying C (HKG)					

CZE - Czech Republic								
No	C/L	Name	1	2	3	4	5	Pts
2		VIRTOVA V	5	1	1			7
4		CHALOUPKOVA B	2	2	2			0
6		SMIDOVA N	1	3	3			10
8		KUNIKOVA K	4	27				1
9	C	SVOBODOVA E (C)	2	4	4			12
10		BENEDIKTOVA A	12	5	12			5
11		GRABOVSKA K						0
12		DLOUHA M	6	10	2			3
14	L	KOLAROVA L	L	L	L			0
15		KNEIFLOVA E	3	2	5			11
19		WEIDENTHALEROVA A		9				0
27		KALHOUSOVA L	8	6	6			1
Coach:			MAREK Ondrej (CZE)					
Assistant Coach:			KRPAC Radek (CZE)					

TEAM AND PLAYER PERFORMANCES

Won Points	Total Atts	No	Name	Scoring Skills	Won Points	Total Atts	No	Name
44	131	Total Team		Attack	41	121	Total Team	
22	52	8	CHIM WL		12	27	9	SVOBODOVA E
8	26	2	CHAN MW		8	17	15	KNEIFLOVA E
7	19	7	SHUM L		7	22	2	VIRTOVA V
5	17	Total Team		Block	5	28	Total Team	
3	4	8	CHIM WL		2	4	10	BENEDIKTOVA A
2	7	12	YIM WN		2	6	6	SMIDOVA N
					1	7	15	KNEIFLOVA E
6	75	Total Team		Serve	4	68	Total Team	
3	18	6	WONG SW		2	12	15	KNEIFLOVA E
1	2	5	HO KY		1	5	12	DLOUHA M
1	8	17	FONG KY		1	11	6	SMIDOVA N
24		Total Team		Opp Error	14		Total Team	
76	223	Total Team		Total	66	217	Total Team	
26	67	8	CHIM WL	Best Scorer	12	43	9	SVOBODOVA E

Legend:

Atts	Attempts	C	Team Captain	L	Libero Player	L	Substitute libero
n	Starting line-up where n = starting position on court (i.e. position 1 to 6)						
nn	Substitute where nn = jersey number of out going player			Opp	Opponent	Pts	Points scored



Match Results

赛事成绩

Match:41

As of SUN 06 AUG 2023 at 17:21

Team	Sets	1	2	3	4	5	Total	Start Time: 15:00
UKR	2	23	19	25	25	10	102	End Time: 17:18
POR	3	25	25	18	23	15	106	Match Duration: 2h18min
Playing Time		26min	28min	25min	29min	20min	2h 8min	Spectators: 1,200

First Referee: PEREIRA FELICIANO Fabricio (BRA)

Second Referee: SCHIMPL Igor (SVK)

UKR - Ukraine							
No C/L	Name	1	2	3	4	5	Pts
1	OSTAPENKO V			13	6	6	1
3	RIABOV S		8	3	1	1	2
7 C	YANCHUK D (C)	4	1	4	2	2	22
8	STEBLETSKYI A	6	6				1
9	KRYVOBOK I	1	3				4
11	STEPOVYI Y	3					1
13	KLEPKO H	5	5	2	3		5
21 L	PAMPUSHKO Y	L	L	L	L	L	0
23	VELETSKYI D			3			0
25	MAZENKO B	2	2	5	3	3	13
30	MISHCHENKO S	9	4	1	5	5	13
42	URYVKIN D	11	9	6	4	4	14
Coach: KOVALENKO S (UKR)							
Assistant Coach: TSYLIURA O (UKR)							

POR - Portugal							
No C/L	Name	1	2	3	4	5	Pts
2	FERNANDES SAMPAIO			7			0
5	NOGUEIRA GOMES G	14					0
7	TEIXEIRA BELO MAR.	4	5	4	5	3	19
8	PEIXOTO FIGUEIREDO	5	6	5	6	4	21
9 L	CAMPOS AZENHA M	L	L	L	L	L	0
10	DA CRUZ BRITO EA	6	1	6	1	5	8
12	BRAGA MONTEIRO PD						0
14	ALMEIDA CAVALCANTI	2	3	2	3	1	11
15 C	NOGUEIRA NEVES PE. (C)			17		14	1
17	CONCEICAO DIAS B	1	2	1	2	6	5
18	FONSECA NEVES OLI.	3	4	3	4	2	3
Coach: TEIXEIRA DA SILVA HA (POR)							
Assistant Coach: DA CUNHA ANTUNES LV (POR)							

TEAM AND PLAYER PERFORMANCES

Won Points	Total Atts	No	Name
60	138	Total Team	
16	34	7	YANCHUK D
12	25	42	URYVKIN D
11	30	30	MISHCHENKO S
14	36	Total Team	
4	9	7	YANCHUK D
3	6	25	MAZENKO B
3	8	13	KLEPKO H
3	103	Total Team	
2	21	7	YANCHUK D
1	18	3	RIABOV S
0	3	9	KRYVOBOK I
25		Total Team	
102	277	Total Team	
22	64	7	YANCHUK D

Scoring Skills
Attack
Block
Serve
Opp Error
Total
Best Scorer

Won Points	Total Atts	No	Name
51	126	Total Team	
19	39	8	PEIXOTO FIGUEIREDO
16	45	7	TEIXEIRA BELO MAR.
10	21	14	ALMEIDA CAVALCANTI
13	35	Total Team	
3	7	7	TEIXEIRA BELO MAR.
3	9	10	DA CRUZ BRITO EA
2	3	8	PEIXOTO FIGUEIREDO
5	104	Total Team	
3	18	17	CONCEICAO DIAS B
1	14	10	DA CRUZ BRITO EA
1	19	18	FONSECA NEVES OLI.
37		Total Team	
106	265	Total Team	
21	56	8	PEIXOTO FIGUEIREDO

Legend:

Atts	Attempts	C	Team Captain	L	Libero Player	L	Substitute libero
n	Starting line-up where n = starting position on court (i.e. position 1 to 6)						
nn	Substitute where nn = jersey number of out going player			Opp	Opponent	Pts	Points scored



Match Results

赛事成绩

Match.:42

As of SUN 06 AUG 2023 at 16:16

Team	Sets	1	2	3	4	5	Total	Start Time: 15:00
TPE	0	21	11	20			52	End Time: 16:10
JPN	3	25	25	25			75	Match Duration: 1h10min
Playing Time		23min	18min	23min			1h 4min	Spectators: 1,500

First Referee: SZYDLOWSKI Robert Karol (AUS)
Second Referee: THORNBURGH William (USA)

TPE - Chinese Taipei								
No	C/L	Name	1	2	3	4	5	Pts
1		KO K	6	6	2			0
2	L	JHANG Y	L	L	L			0
4		CHEN C	2	2	1			7
7		JACKMAN RN	1					0
8		LEI N	7	14	6			4
9		HUNG J		3				3
10		LIN J	5	5	4			5
12	C	SUNG P (C)	4	1	3			7
14		CHANG Y	3	4	5			14
15		LIN C		1	1			0
19		TSENG H						0
Coach:		MORO B (TPE)						
Assistant Coach:		MARKOVIC F (TPE)						

JPN - Japan								
No	C/L	Name	1	2	3	4	5	Pts
1	C	YAMAMOTO R (C)	1	6	1			1
2		ONIKI R	6	5	6			4
4		MIZUMACHI T	2	1	2			14
5		SOMENO H						0
6		YAMADA D						0
7		KAI K	4	3	4			13
8		NAKASHIMA K						0
9		FUJIWARA N	5	4	5			13
10	L	TAKAKI K	L	L	L			0
13		KAWAGUCHI S						0
14		TARUMI Y						0
16		YASUHARA D	3	2	3			4
Coach:		YAMAMOTO K (JPN)						
Assistant Coach:		NAKATA M (JPN)						

TEAM AND PLAYER PERFORMANCES

Won Points	Total Atts	No	Name	Scoring Skills	Won Points	Total Atts	No	Name
33	89	Total Team		Attack	44	86	Total Team	
12	32	14	CHANG Y		13	25	9	FUJIWARA N
7	15	12	SUNG P		13	25	7	KAI K
6	11	4	CHEN C		13	22	4	MIZUMACHI T
6	25	Total Team		Block	3	15	Total Team	
3	8	10	LIN J		2	6	2	ONIKI R
1	1	8	LEI N		1	2	1	YAMAMOTO R
1	3	4	CHEN C		0	1	9	FUJIWARA N
1	54	Total Team		Serve	2	73	Total Team	
1	7	14	CHANG Y		1	11	4	MIZUMACHI T
0	2	9	HUNG J		1	15	16	YASUHARA D
0	7	8	LEI N		0	12	9	FUJIWARA N
12		Total Team		Opp Error	26		Total Team	
52	168	Total Team		Total	75	174	Total Team	
14	43	14	CHANG Y	Best Scorer	14	35	4	MIZUMACHI T

Legend:

Atts	Attempts	C	Team Captain	L	Libero Player	[L]	Substitute libero
[n]	Starting line-up where n = starting position on court (i.e. position 1 to 6)						
[nn]	Substitute where nn = jersey number of out going player			Opp	Opponent	Pts	Points scored



Match Results

赛事成绩

Match:43

As of SUN 06 AUG 2023 at 16:20

Team	Sets	1	2	3	4	5	Total	Start Time: 15:00
CZE	3	27	25	25			77	End Time: 16:19
IND	0	25	13	16			54	Match Duration: 1h19min
Playing Time		31min	19min	23min			1h 13min	Spectators: 1,434

First Referee: SEROLE Edgar (BOT)

Second Referee: ZULFUGAROV Eldar (AZE)

CZE - Czech Republic								
No	C/L	Name	1	2	3	4	5	Pts
2		SULC R	1	1	1			0
4		DVORAK J	4	4	4			16
7	C	SULC M (C)			19			1
8	L	KUNC T	L	L	L			0
9		PISKACEK O	4					0
10		RIMAL D	2					1
11		SABRT M	3	3	3			4
14		JANECKA J	11					1
18		SVOBODA J	2	2	2			12
19		SUDA R	5	5	5			7
20		TROJANOWICZ L	6	6	6			9
21		DRAHONOVSKY M						0
Coach:			LUBOMIR V (CZE)					
Assistant Coach:			MELICHALEK Z (CZE)					

IND - India								
No	C/L	Name	1	2	3	4	5	Pts
1		KUMAR A	2	3	13			3
2		NANDISH	6	1	6			4
3		PANDIYARAJ A			7			0
4	L	CHOUDHARY T	L	L	L			0
5		JASKARAN SINGH		10	4			7
7		CHAUDHARY S	1	2	1			2
8		SAWAN	11	1	2			1
10		GIRI H	4	5				5
11	C	SINGH D (C)	3	4	3			9
12	L	BANJARA SP		L	L			0
13		SAHAYA ANTHONI RAJ	5	6	5			6
14		JASJODH S						0
Coach:			DAKSHINAMOORTHY S (IND)					
Assistant Coach:			RAJESH K (IND)					

TEAM AND PLAYER PERFORMANCES

Won Points	Total Atts	No	Name	Scoring Skills	Won Points	Total Atts	No	Name
36	78	Total Team		Attack	30	94	Total Team	
13	27	4	DVORAK J		7	12	5	JASKARAN SINGH
9	21	18	SVOBODA J		6	20	13	SAHAYA ANTHONI RAJ
6	16	19	SUDA R		6	12	11	SINGH D
10	25	Total Team		Block	5	20	Total Team	
3	3	4	DVORAK J		3	6	11	SINGH D
3	11	20	TROJANOWICZ L		1	1	8	SAWAN
2	4	18	SVOBODA J		1	4	2	NANDISH
5	74	Total Team		Serve	2	57	Total Team	
1	2	14	JANECKA J		1	8	2	NANDISH
1	4	20	TROJANOWICZ L		1	13	7	CHAUDHARY S
1	10	19	SUDA R		0	6	8	SAWAN
25		Total Team		Opp Error	18		Total Team	
77	177	Total Team		Total	54	171	Total Team	
16	44	4	DVORAK J	Best Scorer	9	27	11	SINGH D

Legend:

Atts	Attempts	C	Team Captain	L	Libero Player	L	Substitute libero
n	Starting line-up where n = starting position on court (i.e. position 1 to 6)						
nn	Substitute where nn = jersey number of out going player			Opp	Opponent	Pts	Points scored



Match Results

赛事成绩

Match:44

As of SUN 06 AUG 2023 at 16:57

Team	Sets	1	2	3	4	5	Total	Start Time: 15:00
AZE	1	18	22	25	23		88	End Time: 16:41
HKG	3	25	25	18	25		93	Match Duration: 1h41min
Playing Time		20min	24min	22min	26min		1h 32min	Spectators: 753

First Referee: KRTICKA Jan (CZE)

Second Referee: CHUNG Ching Ju (TPE)

AZE - Azerbaijan							
No	C/L	Name	1	2	3	4	5 Pts
2		AZIMOV J	3	2	3	2	16
4	C	AGHAZADA A (C)				14	0
5		ALIYEV R					0
6		ALIYEV R	23	11	13	13	0
7		GURSKII R	2	1	2	1	2
8		NIKULENKO Y	4	3	4	3	10
10		BUNYATOV Y	6	5	6	5	19
11		AGHABAYOV R		6			1
12	L	JENKEL F	L	L	L	L	0
13		RUSTAMOV A			1	6	2
14		DUNYAMALIYEV S	5	4	5	4	13
23		DARYAYEV F	1	2		2	0
Coach: JALALOV F (AZE)							
Assistant Coach: GAHRAMANOV D (AZE)							

HKG - Hong Kong, China							
No	C/L	Name	1	2	3	4	5 Pts
3	L	CHIU CY	L	L	L	L	0
4		LEUNG HY			9	10	2
5		WAN KN	2	2		17	7
7		KWAN CH		10	12	1	2
8		POON CL	6	6	6	6	5
9	C	AU CT (C)	5	5	5	5	9
10		TAM CHD	4	4	4	4	18
11		LAM SL	3	3	3	3	9
12		CHING HL	1	1	1	11	4
17		LAM YC		5	2	2	3
19		SIO KY			8		1
20		CHEUNG NY		12	10	9	5
Coach: YAU HOK C (HKG)							
Assistant Coach: POON WAI K (HKG)							

TEAM AND PLAYER PERFORMANCES

Won Points	Total Atts	No	Name	Scoring Skills	Won Points	Total Atts	No	Name
53	114	Total Team		Attack	54	115	Total Team	
15	36	10	BUNYATOV Y		15	32	10	TAM CHD
15	25	2	AZIMOV J		9	25	9	AU CT
12	32	14	DUNYAMALIYEV S		7	13	11	LAM SL
9	31	Total Team		Block	6	39	Total Team	
4	8	10	BUNYATOV Y		2	7	12	CHING HL
4	9	8	NIKULENKO Y		2	10	11	LAM SL
1	9	14	DUNYAMALIYEV S		1	1	7	KWAN CH
2	90	Total Team		Serve	5	92	Total Team	
1	17	7	GURSKII R		3	14	5	WAN KN
1	24	2	AZIMOV J		2	13	10	TAM CHD
0	15	8	NIKULENKO Y		0	8	9	AU CT
24		Total Team		Opp Error	28		Total Team	
88	235	Total Team		Total	93	246	Total Team	
19	55	10	BUNYATOV Y	Best Scorer	18	53	10	TAM CHD

Legend:

Atts	Attempts	C	Team Captain	L	Libero Player	[L]	Substitute libero
[n]	Starting line-up where n = starting position on court (i.e. position 1 to 6)						
[nn]	Substitute where nn = jersey number of out going player			Opp	Opponent	Pts	Points scored



Match Results

赛事成绩

Match:27

As of SUN 06 AUG 2023 at 19:00

Team	Sets	1	2	3	4	5	Total	Start Time: 17:00
BRA	1	25	23	21	20		89	End Time: 18:58
POL	3	12	25	25	25		87	Match Duration: 1h58min
Playing Time		22min	31min	28min	28min		1h 49min	Spectators: 1,540

First Referee: WANG Hao Juan (CHN)

Second Referee: MARITNEZ MENDOZA Cinthya Ines (COL)

BRA - Brazil								
No	C/L	Name	1	2	3	4	5	Pts
1		Bruna GDC						0
4		Jussara Maria TDS	2	2	2	3		10
5		Natalia PD		6		10		2
6		Sabrina DJM	4	4	4	5		19
7	L	Lais CDL	L	L	L	L		0
8		Lenara BB			19	6		2
9	C	Lyara BM (C)	6	6	6	1		0
10		Sabrina LG	1	1	1	2		10
11		Maria Eduarda LDO		9	9	9		2
13		Camila MDS	3	3	3	4		20
14		Mikaella DSC		13	13	13		0
19		Leticya FDSP	5	5	5			5
Coach: GOMES Fernando (BRA)								
Assistant Coach: VIEIRA LUIZ (BRA)								

POL - Poland								
No	C/L	Name	1	2	3	4	5	Pts
1		MOSKWA KP						0
2		ORZYLOWSKA M	6	6	5	6		11
4		LISIAK MM	3	3	2	3		7
6		RASINSKA AS	4	4	3	4		21
7		NOWAKOWSKA P	22					0
8		PIASECKA JN	2	2	1	2		14
10	L	DRABEK KE	L	L	L	L		0
11		DRUZKOWSKA K	21	21	21			0
13		LYCZAKOWSKA M	6	6	6			1
18	L	LYSIAK JA	L	L	L	L		0
21	C	GRABKA AE (C)	1	1	6	1		2
22		SZLAGOWSKA WW	5	5	4	5		21
Coach: PASINSKI JR (POL)								
Assistant Coach: DABROWSKI B (POL)								

TEAM AND PLAYER PERFORMANCES

Won Points	Total Atts	No	Name	Scoring Skills	Won Points	Total Atts	No	Name
59	132	Total Team		Attack	63	146	Total Team	
20	40	13	Camila MDS		20	48	6	RASINSKA AS
15	39	6	Sabrina DJM		18	39	22	SZLAGOWSKA WW
10	22	10	Sabrina LG		12	35	8	PIASECKA JN
10	27	Total Team		Block	12	40	Total Team	
3	4	6	Sabrina DJM		4	10	4	LISIAK MM
3	8	4	Jussara Maria TDS		3	7	22	SZLAGOWSKA WW
2	5	8	Lenara BB		2	4	8	PIASECKA JN
1	90	Total Team		Serve	2	86	Total Team	
1	19	6	Sabrina DJM		1	5	13	LYCZAKOWSKA M
0	11	9	Lyara BM		1	11	6	RASINSKA AS
0	4	8	Lenara BB		0	15	8	PIASECKA JN
19		Total Team		Opp Error	10		Total Team	
89	249	Total Team		Total	87	272	Total Team	
20	54	13	Camila MDS	Best Scorer	21	65	6	RASINSKA AS

Legend:

Atts	Attempts	C	Team Captain	L	Libero Player	L	Substitute libero
n	Starting line-up where n = starting position on court(i.e. position 1 to 6)						
nn	Substitute where nn = jersey number of out going player			Opp	Opponent	Pts	Points scored



Match Results

赛事成绩

Match.:46

As of SUN 06 AUG 2023 at 18:45

Team	Sets	1	2	3	4	5	Total	Start Time: 17:30
KOR	3	25	25	25			75	End Time: 18:45
BRA	0	21	22	16			59	Match Duration: 1h15min
Playing Time		23min	25min	21min			1h 9min	Spectators: 1,500

First Referee: WANG Yeh (TPE)

Second Referee: GOVENDER Dhevan (RSA)

KOR - Republic of Korea								
No	C/L	Name	1	2	3	4	5	Pts
1		PARK S	4	4	4			9
3		LEE H	6	6	6			2
5	L	SONG M	L	L	L			0
6	C	KIM S (C)			18			0
7		PARK T			13			0
10		LEE Y	13	13				1
12		LEE J	2	2	2			6
13		JEONG T	5	5	5			8
15		LEE Y			3			0
16		JEONG H						0
18		HONG D	1	1	1			10
20		SHIN H	3	3	3			19
Coach:		YANG JW (KOR)						
Assistant Coach:		SONG B (KOR)						

BRA - Brazil								
No	C/L	Name	1	2	3	4	5	Pts
4		GONCALVES AG	5	3	5			11
5		OLIVEIRA JR	3	4	6			4
6		FERREIRA SILVA PH	2	16	2			3
7	L	DOS SANTOS W	L	L	L			0
8		DE MATTOS JG	9		9			0
9		KRAUCHUK ESQUIVEL.	4	5	4			11
10		FACCIN G	6	1	12			4
11		FIGUEIREDO DOS SA.	10	12	3			4
12		ADAMI H	1	2	1			3
16	C	LESCHE DA SILVEIRA (C)	6	6				0
18		GUEDES HV						1
Coach:		ELIAS PONTES E (BRA)						
Assistant Coach:		NEVES GRILO A (BRA)						

TEAM AND PLAYER PERFORMANCES

Won Points	Total Atts	No	Name	Scoring Skills	Won Points	Total Atts	No	Name
40	72	Total Team		Attack	38	83	Total Team	
18	26	20	SHIN H		11	20	4	GONCALVES AG
8	17	1	PARK S		10	23	9	KRAUCHUK ESQUIVEL.
7	15	18	HONG D		4	9	5	OLIVEIRA JR
13	24	Total Team		Block	3	15	Total Team	
6	12	13	JEONG T		1	2	6	FERREIRA SILVA PH
3	6	18	HONG D		1	3	12	ADAMI H
2	4	12	LEE J		0	1	9	KRAUCHUK ESQUIVEL.
3	73	Total Team		Serve	1	61	Total Team	
1	12	3	LEE H		1	9	9	KRAUCHUK ESQUIVEL.
1	12	20	SHIN H					
1	14	1	PARK S					
19		Total Team		Opp Error	17		Total Team	
75	169	Total Team		Total	59	159	Total Team	
19	38	20	SHIN H	Best Scorer	11	33	9	KRAUCHUK ESQUIVEL.

Legend:

Atts	Attempts	C	Team Captain	L	Libero Player	L	Substitute libero
n	Starting line-up where n = starting position on court (i.e. position 1 to 6)						
nn	Substitute where nn = jersey number of out going player			Opp	Opponent	Pts	Points scored



Match Results

赛事成绩

Match:45

As of SUN 06 AUG 2023 at 19:11

Team	Sets	1	2	3	4	5	Total	Start Time: 17:55
GER	0	17	20	16			53	End Time: 19:04
ARG	3	25	25	25			75	Match Duration: 1h9min
Playing Time		20min	23min	20min			1h 3min	Spectators: 1,022

First Referee: GERARD Joseph (MAS)

Second Referee: VASILEIADIS Vasileios (GRE)

GER - Germany									ARG - Argentina								
No	C/L	Name	1	2	3	4	5	Pts	No	C/L	Name	1	2	3	4	5	Pts
4		DERVISAJ L	8					0	2		CONDE BARRIOS L	2	3	2			6
6	L	GRAVEN LJ	L	L	L			0	5		PONZIO JA			77			0
8		JOHN F	5					1	6		GOMEZ GA	5	6	5			10
16		PETER T	6	4	4			9	7		ROJAS NA		13				0
19	C	ROHRS EJ (C)						0	8	L	SCARPA T	L	L	L			0
23		GORALIK Y				2		2	9		DIAZ BOLLI SM			12			0
24		BURGGRAB EJ	2	6	6			1	12	C	BALAGUE M (C)	1	2	1			12
29		BOGACHEV E	3	1				3	13		GALLARDO AN	6	1	6			2
31		BOHME YN	24	3	3			5	14		SALAZAR TOMBION I						0
32		KUNSTMANN JK	1	5				2	20		SORIA SD	3	4	3			7
33		TORWIE SV	4	2	5			5	21		NOVAS RUIZ I						0
36		KARLITZEK LF		29	1			4	77		GIRAUDO ESCURRA M	4	5	4			2
Coach: STEUERWALD P (GER)									Coach: DARRAIDOU SP (ARG)								
Assistant Coach: VON KAENEL D (GER)									Assistant Coach: PEREIRA P (ARG)								

TEAM AND PLAYER PERFORMANCES

Won Points	Total Atts	No	Name	Scoring Skills	Won Points	Total Atts	No	Name
29	64	Total Team		Attack	30	50	Total Team	
9	16	16	PETER T		9	14	6	GOMEZ GA
4	13	31	BOHME YN		9	11	12	BALAGUE M
4	6	33	TORWIE SV		6	14	2	CONDE BARRIOS L
2	12	Total Team		Block	8	23	Total Team	
1	3	33	TORWIE SV		4	6	20	SORIA SD
1	3	23	GORALIK Y		2	3	12	BALAGUE M
					1	1	6	GOMEZ GA
2	54	Total Team		Serve	1	74	Total Team	
1	5	36	KARLITZEK LF		1	14	12	BALAGUE M
1	8	31	BOHME YN					
0	1	8	JOHN F					
20		Total Team		Opp Error	36		Total Team	
53	130	Total Team		Total	75	147	Total Team	
9	24	16	PETER T	Best Scorer	12	28	12	BALAGUE M

Legend:

Atts	Attempts	C	Team Captain	L	Libero Player	L	Substitute libero
n	Starting line-up where n = starting position on court(i.e. position 1 to 6)						
nn	Substitute where nn = jersey number of out going player			Opp	Opponent	Pts	Points scored



Match Results

赛事成绩

Match:28

As of SUN 06 AUG 2023 at 21:41

Team	Sets	1	2	3	4	5	Total	Start Time: 20:00
JPN	0	27	27	22			76	End Time: 21:37
CHN	3	29	29	25			83	Match Duration: 1h37min
	Playing Time	32min	31min	28min			1h 31min	Spectators: 4,680

First Referee: SOKOL Katarzyna (POL)

Second Referee: LEUNG Yin Yan (HKG)

JPN - Japan									CHN - People's Republic of China								
No	C/L	Name	1	2	3	4	5	Pts	No	C/L	Name	1	2	3	4	5	Pts
1	C	YOKOTA S (C)	6	6	6			10	1		ZHANG S						0
2		NAKAJIMA S	5	5	5			6	2		MA W						0
3		TAKAMA K			11			0	3		XIE S			8			0
4		GROMOS AY		13	13			1	4	L	XU J	L	L	L			0
5		YAMANAKA H						0	5		WU M	2	2	2			16
8		KOSA F			12			0	6		GAO Y	6	6	6			11
10	L	KAWABATA H	L	L	L			0	7		ZHONG H	9	5	5			15
11		NAKAGAWA T	1	1	1			0	8		XU X	1	1	1			0
12		SATO Y	4	4	4			16	9	C	ZHUANG Y (C)	5	10				1
13		OYAMA H	3	3	3			4	10		WANG W	3	3	3			11
14		MIYABE A	2	2	2			16	11		ZHOU Y	12	4	4			12
15		ISHIKURA S						0	12		MIAO Y	4					0
Coach: FUJII Masahiro (JPN)									Coach: ZHAO Yong (CHN)								
Assistant Coach: SAKASHITA M (JPN)									Assistant Coach: XIE Jiyang (CHN)								

TEAM AND PLAYER PERFORMANCES

Won Points	Total Atts	No	Name	Scoring Skills	Won Points	Total Atts	No	Name
45	117	Total Team		Attack	52	117	Total Team	
15	33	14	MIYABE A		14	33	5	WU M
14	34	12	SATO Y		12	25	7	ZHONG H
7	14	1	YOKOTA S		11	21	11	ZHOU Y
4	24	Total Team		Block	10	41	Total Team	
2	9	1	YOKOTA S		5	9	6	GAO Y
1	1	4	GROMOS AY		3	4	7	ZHONG H
1	2	12	SATO Y		1	8	5	WU M
4	78	Total Team		Serve	4	81	Total Team	
1	12	2	NAKAJIMA S		1	10	6	GAO Y
1	12	12	SATO Y		1	10	11	ZHOU Y
1	12	1	YOKOTA S		1	16	10	WANG W
23		Total Team		Opp Error	17		Total Team	
76	219	Total Team		Total	83	239	Total Team	
16	50	14	MIYABE A	Best Scorer	16	58	5	WU M

Legend:

Atts	Attempts	C	Team Captain	L	Libero Player	L	Substitute libero
n	Starting line-up where n = starting position on court (i.e. position 1 to 6)						
nn	Substitute where nn = jersey number of out going player			Opp	Opponent	Pts	Points scored



Match Results

赛事成绩

Match:47

As of MON 07 AUG 2023 at 18:14

Team	Sets	1	2	3	4	5	Total
IRI	0	19	18	12			49
CHN	3	25	25	25			75
Playing Time		23min	23min	18min			1h 4min

Start Time: 17:00
End Time: 18:10
Match Duration: 1h10min
Spectators: 4,920

First Referee: SZABI ALEXI Paul Catalin (ROU)

Second Referee: SZYDLOWSKI Robert Karol (AUS)

IRI - Islamic Republic of Iran							
No	C/L	Name	1	2	3	4	5 Pts
1		SADATIBALADEHI S	4	4	4		5
4		HOSSEINPOUR P	1	1	1		5
7		MOSLEHABADI FARAH.	5	2	5		7
10		NOROUZI E		18	2		1
11	C	KAMALABADI S (C)	20	15	1		0
12		MOMENI MOGHADAM P		20	15		0
13		MASHHADI S	4	1			0
15		BEHNEZHAD A	6	6	6		2
16	L	SAKHAVI M	L	L	L		0
18		MOLAABASI A	2	5			1
20		HEIDARI K	3	3	3		10
Coach: MOMENI MOGHADAM GR (IRI)							
Assistant Coach: MONAZAMI A (IRI)							

CHN - People's Republic of China							
No	C/L	Name	1	2	3	4	5 Pts
1		CHEN L					0
2		WANG H	3	3	3		3
3	C	ZHANG J (C)	4	4	4		16
4		YU Y					0
5		WANG B	1	1	1		11
6		DENG X					0
7		PENG S	2	2	2		5
8		LI Y	5	5	5		13
9		WANG D					0
10		ZHANG G		12	6		4
11	L	YANG Y	L	L	L		0
12		HU Z	6	6			4
Coach: WU S (CHN)							
Assistant Coach: SHEN A (CHN)							

TEAM AND PLAYER PERFORMANCES

Won Points	Total Atts	No	Name
28	66	Total Team	
8	17	20	HEIDARI K
7	11	7	MOSLEHABADI FARAH.
5	16	1	SADATIBALADEHI S
1	11	Total Team	
1	2	15	BEHNEZHAD A
0	3	7	MOSLEHABADI FARAH.
0	2	4	HOSSEINPOUR P
2	51	Total Team	
2	9	20	HEIDARI K
0	10	7	MOSLEHABADI FARAH.
0	7	4	HOSSEINPOUR P
18		Total Team	
49	128	Total Team	
10	27	20	HEIDARI K

Scoring Skills
Attack
Block
Serve
Opp Error
Total
Best Scorer

Won Points	Total Atts	No	Name
39	58	Total Team	
12	18	3	ZHANG J
7	13	5	WANG B
7	7	8	LI Y
10	27	Total Team	
5	8	8	LI Y
3	8	3	ZHANG J
1	3	12	HU Z
7	73	Total Team	
4	15	5	WANG B
1	10	3	ZHANG J
1	11	8	LI Y
19		Total Team	
75	158	Total Team	
16	36	3	ZHANG J

Legend:

Atts	Attempts	C	Team Captain	L	Libero Player	L	Substitute libero
n	Starting line-up where n = starting position on court (i.e. position 1 to 6)						
nn	Substitute where nn = jersey number of out going player			Opp	Opponent	Pts	Points scored



Match Results

赛事成绩

Match:48

As of MON 07 AUG 2023 at 21:37

Team	Sets	1	2	3	4	5	Total	Start Time: 20:00
POL	0	23	18	26			67	End Time: 21:33
ITA	3	25	25	28			78	Match Duration: 1h33min
Playing Time		26min	29min	33min			1h 28min	Spectators: 2,950

First Referee: CABRERA Celso Ricardo (ARG)

Second Referee: GERARD Joseph (MAS)

POL - Poland								
No	C/L	Name	1	2	3	4	5	Pts
2		CYZOWSKI J						0
4	C	KOZUB LK (C)	6	6	3			1
9		SASAK KM	4	19	6			15
10		GIERZOT M	4	4	1			8
11		KOGUT DP	1	1	16			3
13		MAGNUSZEWSKI M	19		9			0
14		ABRAMOWICZ J						0
16		WOCH DT	2	2	2			5
17		KRYSIAK M	16	16	4			3
19		DULSKI D	3	3	4			3
20	L	SZYMURA KT	L	L	L			0
72		POREBA MA	5	5	5			7
Coach:			LUKS DJ (POL)					
Assistant Coach:			MIERZEJEWSKI MM (POL)					

ITA - Italy								
No	C/L	Name	1	2	3	4	5	Pts
2		PORRO P	2	2	2			6
3		HELD T						0
6		POL A	13		13			0
9	C	RECINE F (C)	3	3	3			3
11		GARDINI D			2			0
13		CORTESIA L	4	4	4			11
16		SALSI N						0
24	L	CATANIA D	L	L	L			0
25		VITELLI M	1	1	1			4
27		CANESCHI E						0
29		MAGALINI G	6	6	6			14
31		SALA L	5	5	5			14
Coach:			FANIZZA V (ITA)					
Assistant Coach:			LEONI L (ITA)					

TEAM AND PLAYER PERFORMANCES

Won Points	Total Atts	No	Name	Scoring Skills	Won Points	Total Atts	No	Name
37	86	Total Team		Attack	38	76	Total Team	
13	23	9	SASAK KM		14	23	29	MAGALINI G
8	28	10	GIERZOT M		12	25	31	SALA L
5	8	16	WOCH DT		6	8	13	CORTESIA L
5	23	Total Team		Block	7	34	Total Team	
3	9	72	POREBA MA		3	8	13	CORTESIA L
1	2	4	KOZUB LK		2	7	2	PORRO P
1	3	9	SASAK KM		1	2	31	SALA L
3	66	Total Team		Serve	7	76	Total Team	
2	9	17	KRYSIAK M		3	15	2	PORRO P
1	10	9	SASAK KM		2	11	13	CORTESIA L
0	8	72	POREBA MA		1	10	25	VITELLI M
22		Total Team		Opp Error	26		Total Team	
67	175	Total Team		Total	78	186	Total Team	
15	36	9	SASAK KM	Best Scorer	14	40	31	SALA L

Legend:

Atts	Attempts	C	Team Captain	L	Libero Player	[L]	Substitute libero
[n]	Starting line-up where n = starting position on court (i.e. position 1 to 6)						
[nn]	Substitute where nn = jersey number of out going player			Opp	Opponent	Pts	Points scored






Cumulative Statistics by Skills

累积统计 (按技能排序)

As of MON 07 AUG 2023 at 21:51

ITA - Italy

After 6 matches

Scoring Spike	No.	Name	Spikes	Faults	Shots	Total Attempts	Eff. %
	2	PORRO P	9	1	5	15	53.33
	3	HELD T	12	1	11	24	45.83
	6	POL A	-	-	-	-	0.00
	9	RECINE F	46	8	44	98	38.78
	11	GARDINI D	9	2	7	18	38.89
	13	CORTESIA L	36	1	13	50	70.00
	16	SALSI N	-	-	1	1	0.00
	24	CATANIA D	-	-	-	-	0.00
	25	VITELLI M	13	5	7	25	32.00
	27	CANESCHI E	9	1	2	12	66.67
	29	MAGALINI G	69	7	43	119	52.10
	31	SALA L	58	12	43	113	40.71
	Team Totals		262	38	183	483	46.38
Scoring Block	No.	Name	Kill Blocks	Faults	Rebounds	Total Attempts	Avg. by Set
	2	PORRO P	7	11	5	23	0.33
	3	HELD T	1	1	-	2	0.05
	6	POL A	-	-	-	-	0.00
	9	RECINE F	6	11	3	20	0.29
	11	GARDINI D	1	3	1	5	0.05
	13	CORTESIA L	14	13	5	32	0.67
	16	SALSI N	-	-	-	-	0.00
	24	CATANIA D	-	-	-	-	0.00
	25	VITELLI M	8	13	6	27	0.38
	27	CANESCHI E	7	8	3	18	0.33
	29	MAGALINI G	9	5	3	17	0.43
	31	SALA L	4	6	2	12	0.19
	Team Totals		59	73	29	161	2.81
Scoring Service	No.	Name	Aces	Faults	Serve Hits	Total Attempts	Avg. by Set
	2	PORRO P	6	10	75	91	0.29
	3	HELD T	2	2	13	17	0.10
	6	POL A	1	-	2	3	0.05
	9	RECINE F	9	24	51	84	0.43
	11	GARDINI D	-	-	7	7	0.00
	13	CORTESIA L	7	19	57	83	0.33
	16	SALSI N	-	-	-	-	0.00
	24	CATANIA D	-	-	-	-	0.00
	25	VITELLI M	1	9	27	37	0.05
	27	CANESCHI E	1	8	10	19	0.05
	29	MAGALINI G	2	16	55	73	0.10
	31	SALA L	10	16	58	84	0.48
	Team Totals		40	105	363	508	1.90
Team	Opponent Errors & Team Faults		155	101			






Cumulative Statistics by Skills

累积统计 (按技能排序)

As of MON 07 AUG 2023 at 21:51

ITA - Italy

After 6 matches

Non-Scoring Dig	No.	Name	Digs	Faults	Receptions	Total Attempts	Avg. by Set
	2	PORRO P	3	16	17	36	0.14
	3	HELD T	-	5	6	11	0.00
	6	POL A	-	-	1	1	0.00
	9	RECINE F	9	7	19	35	0.43
	11	GARDINI D	-	2	5	7	0.00
	13	CORTESIA L	1	4	4	9	0.05
	16	SALSI N	-	-	1	1	0.00
	24	CATANIA D	18	25	36	79	0.86
	25	VITELLI M	1	-	4	5	0.05
	27	CANESCHI E	1	4	3	8	0.05
	29	MAGALINI G	8	2	7	17	0.38
	31	SALA L	14	10	14	38	0.67
	Team Totals		55	78	124	257	2.62
Non-Scoring Set	No.	Name	Running Sets	Faults	Still Sets	Total Attempts	Avg. by Set
	2	PORRO P	157	-	223	380	7.48
	3	HELD T	-	-	1	1	0.00
	6	POL A	-	-	-	-	0.00
	9	RECINE F	7	-	12	19	0.33
	11	GARDINI D	-	-	2	2	0.00
	13	CORTESIA L	-	-	-	-	0.00
	16	SALSI N	-	-	1	1	0.00
	24	CATANIA D	12	-	6	18	0.57
	25	VITELLI M	1	-	-	1	0.05
	27	CANESCHI E	-	-	-	-	0.00
	29	MAGALINI G	2	-	4	6	0.10
	31	SALA L	2	1	1	4	0.10
	Team Totals		185	1	258	444	8.81
Non-Scoring Reception	No.	Name	Excellents	Faults	Serve Receptions	Total Attempts	Succ. %
	2	PORRO P	1	-	2	3	33.33
	3	HELD T	-	-	-	-	0.00
	6	POL A	2	-	-	2	100.00
	9	RECINE F	46	6	29	81	56.79
	11	GARDINI D	4	2	6	12	33.33
	13	CORTESIA L	3	1	3	7	42.86
	16	SALSI N	-	-	-	-	0.00
	24	CATANIA D	56	6	47	109	51.38
	25	VITELLI M	1	-	1	2	50.00
	27	CANESCHI E	1	-	4	5	20.00
	29	MAGALINI G	58	6	36	100	58.00
	31	SALA L	-	-	-	-	0.00
	Team Totals		174	21	130	325	53.54

Legend:						
Avg.	Average	Eff.%	Efficiency	No.	Shirt number	Succ.% Success %






Cumulative Statistics by Skills

累积统计 (按技能排序)

As of MON 07 AUG 2023 at 21:52

POL - Poland

After 6 matches

Scoring Spike	No.	Name	Spikes	Faults	Shots	Total Attempts	Eff. %
	2	CZYZOWSKI J	2	1	-	3	33.33
	4	KOZUB LK	3	1	-	4	50.00
	9	SASAK KM	25	1	23	49	48.98
	10	GIERZOT M	67	4	41	112	56.25
	11	KOGUT DP	36	5	25	66	46.97
	13	MAGNUSZEWSKI M	-	-	-	-	0.00
	14	ABRAMOWICZ J	3	-	3	6	50.00
	16	WOCH DT	27	2	13	42	59.52
	17	KRYSIK M	5	8	8	21	0.00
	19	DULSKI D	45	6	35	86	45.35
	20	SZYMURA KT	-	-	-	-	0.00
	72	POREBA MA	35	2	6	43	76.74
	Team Totals		248	31	154	433	50.12
Scoring Block	No.	Name	Kill Blocks	Faults	Rebounds	Total Attempts	Avg. by Set
	2	CZYZOWSKI J	-	-	-	-	0.00
	4	KOZUB LK	6	7	5	18	0.33
	9	SASAK KM	2	4	1	7	0.11
	10	GIERZOT M	2	16	7	25	0.11
	11	KOGUT DP	3	6	3	12	0.17
	13	MAGNUSZEWSKI M	-	-	1	1	0.00
	14	ABRAMOWICZ J	1	4	2	7	0.06
	16	WOCH DT	4	7	4	15	0.22
	17	KRYSIK M	1	3	-	4	0.06
	19	DULSKI D	5	6	1	12	0.28
	20	SZYMURA KT	-	-	-	-	0.00
	72	POREBA MA	14	19	7	40	0.78
	Team Totals		38	73	32	143	2.11
Scoring Service	No.	Name	Aces	Faults	Serve Hits	Total Attempts	Avg. by Set
	2	CZYZOWSKI J	-	-	1	1	0.00
	4	KOZUB LK	3	8	54	65	0.17
	9	SASAK KM	4	8	15	27	0.22
	10	GIERZOT M	12	14	52	78	0.67
	11	KOGUT DP	8	13	45	66	0.44
	13	MAGNUSZEWSKI M	-	-	5	5	0.00
	14	ABRAMOWICZ J	-	4	12	16	0.00
	16	WOCH DT	2	4	49	55	0.11
	17	KRYSIK M	4	5	18	27	0.22
	19	DULSKI D	3	4	36	43	0.17
	20	SZYMURA KT	-	-	-	-	0.00
	72	POREBA MA	3	8	39	50	0.17
	Team Totals		39	68	326	433	2.17
Team	Opponent Errors & Team Faults		114	78			






Cumulative Statistics by Skills

累积统计 (按技能排序)

As of MON 07 AUG 2023 at 21:52

POL - Poland

After 6 matches

Non-Scoring Dig	No.	Name	Digs	Faults	Receptions	Total Attempts	Avg. by Set
	2	CZYZOWSKI J	-	-	-	-	0.00
	4	KOZUB LK	14	11	19	44	0.78
	9	SASAK KM	8	1	3	12	0.44
	10	GIERZOT M	12	10	12	34	0.67
	11	KOGUT DP	14	9	16	39	0.78
	13	MAGNUSZEWSKI M	2	1	-	3	0.11
	14	ABRAMOWICZ J	2	-	-	2	0.11
	16	WOCH DT	-	2	2	4	0.00
	17	KRYSIK M	7	4	1	12	0.39
	19	DULSKI D	10	-	6	16	0.56
	20	SZYMURA KT	19	22	31	72	1.06
	72	POREBA MA	7	3	4	14	0.39
	Team Totals		95	64	98	257	5.28
Non-Scoring Set	No.	Name	Running Sets	Faults	Still Sets	Total Attempts	Avg. by Set
	2	CZYZOWSKI J	-	-	-	-	0.00
	4	KOZUB LK	87	1	176	264	4.83
	9	SASAK KM	-	-	-	-	0.00
	10	GIERZOT M	5	1	5	11	0.28
	11	KOGUT DP	8	-	9	17	0.44
	13	MAGNUSZEWSKI M	13	-	25	38	0.72
	14	ABRAMOWICZ J	1	-	3	4	0.06
	16	WOCH DT	2	1	2	5	0.11
	17	KRYSIK M	1	-	2	3	0.06
	19	DULSKI D	1	-	1	2	0.06
	20	SZYMURA KT	8	-	14	22	0.44
	72	POREBA MA	-	-	-	-	0.00
	Team Totals		128	3	238	369	7.11
Non-Scoring Reception	No.	Name	Excellents	Faults	Serve Receptions	Total Attempts	Succ. %
	2	CZYZOWSKI J	2	-	1	3	66.67
	4	KOZUB LK	1	-	1	2	50.00
	9	SASAK KM	-	-	-	-	0.00
	10	GIERZOT M	51	9	37	97	52.58
	11	KOGUT DP	28	3	36	67	41.79
	13	MAGNUSZEWSKI M	-	-	-	-	0.00
	14	ABRAMOWICZ J	-	-	-	-	0.00
	16	WOCH DT	3	-	1	4	75.00
	17	KRYSIK M	11	-	8	19	57.89
	19	DULSKI D	1	-	1	2	50.00
	20	SZYMURA KT	41	4	30	75	54.67
	72	POREBA MA	2	-	1	3	66.67
	Team Totals		141	16	116	273	51.65

Legend:	Avg. Average	Eff.% Efficiency	No. Shirt number	Succ.% Success %
----------------	---------------------	-------------------------	-------------------------	-------------------------




Cumulative Statistics by Skills


累积统计 (按技能排序)


As of MON 07 AUG 2023 at 20:26

CHN - People's Republic of China

After 6 matches

Scoring Spike	No.	Name	Spikes	Faults	Shots	Total Attempts	Eff. %
	1	CHEN L	-	-	-	-	0.00
	2	WANG H	10	2	6	18	44.44
	3	ZHANG J	50	3	29	82	57.32
	4	YU Y	5	-	11	16	31.25
	5	WANG B	29	6	26	61	37.70
	6	DENG X	10	1	5	16	56.25
	7	PENG S	29	5	10	44	54.55
	8	LI Y	15	2	6	23	56.52
	9	WANG D	17	1	9	27	59.26
	10	ZHANG G	34	4	35	73	41.10
	11	YANG Y	-	-	1	1	0.00
	12	HU Z	17	6	10	33	33.33
Team Totals			216	30	148	394	47.21

Scoring Block	No.	Name	Kill Blocks	Faults	Rebounds	Total Attempts	Avg. by Set
	1	CHEN L	-	1	1	2	0.00
	2	WANG H	5	8	4	17	0.28
	3	ZHANG J	7	16	2	25	0.39
	4	YU Y	1	2	2	5	0.06
	5	WANG B	4	4	3	11	0.22
	6	DENG X	1	2	-	3	0.06
	7	PENG S	12	18	6	36	0.67
	8	LI Y	10	9	5	24	0.56
	9	WANG D	9	8	6	23	0.50
	10	ZHANG G	3	8	2	13	0.17
	11	YANG Y	-	-	-	-	0.00
	12	HU Z	1	4	-	5	0.06
Team Totals			53	80	31	164	2.94

Scoring Service	No.	Name	Aces	Faults	Serve Hits	Total Attempts	Avg. by Set
	1	CHEN L	-	1	7	8	0.00
	2	WANG H	1	5	68	74	0.06
	3	ZHANG J	4	12	35	51	0.22
	4	YU Y	3	-	10	13	0.17
	5	WANG B	6	11	38	55	0.33
	6	DENG X	2	9	13	24	0.11
	7	PENG S	5	9	62	76	0.28
	8	LI Y	2	10	21	33	0.11
	9	WANG D	3	2	37	42	0.17
	10	ZHANG G	4	7	35	46	0.22
	11	YANG Y	-	-	-	-	0.00
	12	HU Z	-	5	8	13	0.00
Team Totals			30	71	334	435	1.67

Team	Opponent Errors & Team Faults	140	83
------	-------------------------------	-----	----






Cumulative Statistics by Skills

累积统计 (按技能排序)

As of MON 07 AUG 2023 at 20:26

CHN - People's Republic of China

After 6 matches

Non-Scoring Dig	No.	Name	Digs	Faults	Receptions	Total Attempts	Avg. by Set
	1	CHEN L	2	4	3	9	0.11
	2	WANG H	2	13	7	22	0.11
	3	ZHANG J	3	10	13	26	0.17
	4	YU Y	4	5	3	12	0.22
	5	WANG B	1	7	16	24	0.06
	6	DENG X	-	1	5	6	0.00
	7	PENG S	1	6	9	16	0.06
	8	LI Y	-	3	3	6	0.00
	9	WANG D	1	3	5	9	0.06
	10	ZHANG G	2	9	3	14	0.11
	11	YANG Y	7	21	33	61	0.39
	12	HU Z	-	3	2	5	0.00
Team Totals			23	85	103	211	1.28
Non-Scoring Set	No.	Name	Running Sets	Faults	Still Sets	Total Attempts	Avg. by Set
	1	CHEN L	13	-	25	38	0.72
	2	WANG H	101	-	137	238	5.61
	3	ZHANG J	-	-	3	3	0.00
	4	YU Y	1	-	1	2	0.06
	5	WANG B	1	-	3	4	0.06
	6	DENG X	1	-	2	3	0.06
	7	PENG S	1	-	2	3	0.06
	8	LI Y	2	-	-	2	0.11
	9	WANG D	1	-	2	3	0.06
	10	ZHANG G	1	-	3	4	0.06
	11	YANG Y	5	1	13	19	0.28
	12	HU Z	-	-	-	-	0.00
Team Totals			127	1	191	319	7.06
Non-Scoring Reception	No.	Name	Excellents	Faults	Serve Receptions	Total Attempts	Succ. %
	1	CHEN L	-	-	-	-	0.00
	2	WANG H	1	-	-	1	100.00
	3	ZHANG J	37	3	48	88	42.05
	4	YU Y	9	2	5	16	56.25
	5	WANG B	27	6	23	56	48.21
	6	DENG X	9	2	14	25	36.00
	7	PENG S	-	-	1	1	0.00
	8	LI Y	-	-	1	1	0.00
	9	WANG D	1	-	1	2	50.00
	10	ZHANG G	-	-	1	1	0.00
	11	YANG Y	53	2	36	91	58.24
	12	HU Z	-	-	-	-	0.00
Team Totals			138	15	130	283	48.76

Legend:						
Avg.	Average	Eff.%	Efficiency	No.	Shirt number	Succ.% Success %




Cumulative Statistics by Skills


累积统计 (按技能排序)


As of MON 07 AUG 2023 at 20:27

IRI - Islamic Republic of Iran

After 6 matches

Scoring Spike	No.	Name	Spikes	Faults	Shots	Total Attempts	Eff. %
	1	SADATIBALADEHI S	36	8	39	83	33.73
	4	HOSSEINPOUR P	41	14	52	107	25.23
	7	MOSLEHABADI FARAH.	49	6	31	86	50.00
	10	NOROUZI E	18	3	8	29	51.72
	11	KAMALABADI S	22	5	24	51	33.33
	12	MOMENI MOGHADAM P	1	-	1	2	50.00
	13	MASHHADI S	14	3	16	33	33.33
	15	BEHNEZHAD A	12	1	6	19	57.89
	16	SAKHAVI M	1	-	-	1	100.00
	18	MOLAABASI A	9	4	9	22	22.73
	20	HEIDARI K	69	15	74	158	34.18
	Team Totals		272	60	264	596	35.57

Scoring Block	No.	Name	Kill Blocks	Faults	Rebounds	Total Attempts	Avg. by Set
	1	SADATIBALADEHI S	2	6	4	12	0.09
	4	HOSSEINPOUR P	3	9	3	15	0.14
	7	MOSLEHABADI FARAH.	14	20	12	46	0.64
	10	NOROUZI E	4	6	6	16	0.18
	11	KAMALABADI S	1	5	3	9	0.05
	12	MOMENI MOGHADAM P	-	-	-	-	0.00
	13	MASHHADI S	-	4	2	6	0.00
	15	BEHNEZHAD A	4	8	2	14	0.18
	16	SAKHAVI M	-	-	-	-	0.00
	18	MOLAABASI A	9	17	2	28	0.41
	20	HEIDARI K	7	7	12	26	0.32
	Team Totals		45	82	46	173	2.05

Scoring Service	No.	Name	Aces	Faults	Serve Hits	Total Attempts	Avg. by Set
	1	SADATIBALADEHI S	2	17	31	50	0.09
	4	HOSSEINPOUR P	6	14	65	85	0.27
	7	MOSLEHABADI FARAH.	5	17	49	71	0.23
	10	NOROUZI E	-	7	36	43	0.00
	11	KAMALABADI S	3	6	22	31	0.14
	12	MOMENI MOGHADAM P	-	-	-	-	0.00
	13	MASHHADI S	-	-	28	28	0.00
	15	BEHNEZHAD A	2	2	77	81	0.09
	16	SAKHAVI M	-	-	-	-	0.00
	18	MOLAABASI A	-	9	31	40	0.00
	20	HEIDARI K	4	22	42	68	0.18
	Team Totals		22	94	381	497	1.00

Team	Opponent Errors & Team Faults	164	147
------	-------------------------------	-----	-----






Cumulative Statistics by Skills

累积统计 (按技能排序)

As of MON 07 AUG 2023 at 20:27

IRI - Islamic Republic of Iran

After 6 matches

Non-Scoring Dig	No.	Name	Digs	Faults	Receptions	Total Attempts	Avg. by Set
	1	SADATIBALADEHI S	5	10	14	29	0.23
	4	HOSSEINPOUR P	5	13	26	44	0.23
	7	MOSLEHABADI FARAH.	-	8	9	17	0.00
	10	NOROUZI E	1	4	5	10	0.05
	11	KAMALABADI S	2	2	6	10	0.09
	12	MOMENI MOGHADAM P	2	3	2	7	0.09
	13	MASHHADI S	6	6	8	20	0.27
	15	BEHNEZHAD A	9	22	26	57	0.41
	16	SAKHAVI M	24	26	48	98	1.09
	18	MOLAABASI A	8	-	2	10	0.36
	20	HEIDARI K	4	12	13	29	0.18
	Team Totals		68	106	163	337	3.09
Non-Scoring Set	No.	Name	Running Sets	Faults	Still Sets	Total Attempts	Avg. by Set
	1	SADATIBALADEHI S	3	1	5	9	0.14
	4	HOSSEINPOUR P	2	3	9	14	0.09
	7	MOSLEHABADI FARAH.	4	2	1	7	0.18
	10	NOROUZI E	2	-	2	4	0.09
	11	KAMALABADI S	5	-	2	7	0.23
	12	MOMENI MOGHADAM P	11	-	15	26	0.50
	13	MASHHADI S	1	2	8	11	0.05
	15	BEHNEZHAD A	172	3	216	391	7.82
	16	SAKHAVI M	16	-	21	37	0.73
	18	MOLAABASI A	3	-	1	4	0.14
	20	HEIDARI K	2	6	3	11	0.09
	Team Totals		223	17	286	526	10.14
Non-Scoring Reception	No.	Name	Excellents	Faults	Serve Receptions	Total Attempts	Succ. %
	1	SADATIBALADEHI S	19	7	25	51	37.25
	4	HOSSEINPOUR P	86	6	59	151	56.95
	7	MOSLEHABADI FARAH.	3	1	2	6	50.00
	10	NOROUZI E	2	1	1	4	50.00
	11	KAMALABADI S	19	3	20	42	45.24
	12	MOMENI MOGHADAM P	-	-	-	-	0.00
	13	MASHHADI S	20	2	32	54	37.04
	15	BEHNEZHAD A	-	-	2	2	0.00
	16	SAKHAVI M	59	13	49	121	48.76
	18	MOLAABASI A	1	-	-	1	100.00
	20	HEIDARI K	-	-	-	-	0.00
	Team Totals		210	33	192	435	48.28

Legend:	Avg. Average	Eff.% Efficiency	No. Shirt number	Succ.% Success %
----------------	---------------------	-------------------------	-------------------------	-------------------------






Cumulative Statistics by Skills

累积统计 (按技能排序)

As of MON 07 AUG 2023 at 14:15

ARG - Argentina

After 6 matches

Scoring Spike	No.	Name	Spikes	Faults	Shots	Total Attempts	Eff. %
	2	CONDE BARRIOS L	39	6	46	91	36.26
	5	PONZIO JA	6	5	7	18	5.56
	6	GOMEZ GA	49	14	46	109	32.11
	7	ROJAS NA	10	2	23	35	22.86
	8	SCARPA T	-	-	2	2	0.00
	9	DIAZ BOLLI SM	-	-	-	-	0.00
	12	BALAGUE M	68	9	42	119	49.58
	13	GALLARDO AN	16	3	6	25	52.00
	14	SALAZAR TOMBION I	20	1	13	34	55.88
	20	SORIA SD	26	6	11	43	46.51
	21	NOVAS RUIZ I	-	-	-	-	0.00
	77	GIRAUDO ESCURRA M	8	-	5	13	61.54
	Team Totals		242	46	209	497	39.44
Scoring Block	No.	Name	Kill Blocks	Faults	Rebounds	Total Attempts	Avg. by Set
	2	CONDE BARRIOS L	1	13	3	17	0.05
	5	PONZIO JA	2	-	-	2	0.11
	6	GOMEZ GA	3	7	4	14	0.16
	7	ROJAS NA	3	3	1	7	0.16
	8	SCARPA T	-	-	-	-	0.00
	9	DIAZ BOLLI SM	-	-	-	-	0.00
	12	BALAGUE M	10	12	1	23	0.53
	13	GALLARDO AN	3	8	2	13	0.16
	14	SALAZAR TOMBION I	6	12	8	26	0.32
	20	SORIA SD	10	14	4	28	0.53
	21	NOVAS RUIZ I	-	-	-	-	0.00
	77	GIRAUDO ESCURRA M	16	8	1	25	0.84
	Team Totals		54	78	24	156	2.84
Scoring Service	No.	Name	Aces	Faults	Serve Hits	Total Attempts	Avg. by Set
	2	CONDE BARRIOS L	3	22	60	85	0.16
	5	PONZIO JA	1	2	4	7	0.05
	6	GOMEZ GA	1	12	43	56	0.05
	7	ROJAS NA	5	5	15	25	0.26
	8	SCARPA T	-	-	-	-	0.00
	9	DIAZ BOLLI SM	-	-	-	-	0.00
	12	BALAGUE M	12	31	50	93	0.63
	13	GALLARDO AN	4	5	30	39	0.21
	14	SALAZAR TOMBION I	-	10	24	34	0.00
	20	SORIA SD	1	7	51	59	0.05
	21	NOVAS RUIZ I	-	-	1	1	0.00
	77	GIRAUDO ESCURRA M	4	20	52	76	0.21
	Team Totals		31	114	331	476	1.63
Team	Opponent Errors & Team Faults		146	75			




Cumulative Statistics by Skills


累积统计 (按技能排序)


As of MON 07 AUG 2023 at 14:15

ARG - Argentina

After 6 matches

Non-Scoring Dig	No.	Name	Digs	Faults	Receptions	Total Attempts	Avg. by Set
	2	CONDE BARRIOS L	1	11	29	41	0.05
	5	PONZIO JA	-	1	3	4	0.00
	6	GOMEZ GA	5	9	23	37	0.26
	7	ROJAS NA	-	5	8	13	0.00
	8	SCARPA T	7	23	46	76	0.37
	9	DIAZ BOLLI SM	-	1	7	8	0.00
	12	BALAGUE M	3	9	24	36	0.16
	13	GALLARDO AN	-	5	6	11	0.00
	14	SALAZAR TOMBION I	1	3	5	9	0.05
	20	SORIA SD	2	3	8	13	0.11
	21	NOVAS RUIZ I	-	-	-	-	0.00
	77	GIRAUDO ESCURRA M	3	10	19	32	0.16
	Team Totals		22	81	180	283	1.16

Non-Scoring Set	No.	Name	Running Sets	Faults	Still Sets	Total Attempts	Avg. by Set
	2	CONDE BARRIOS L	10	-	9	19	0.53
	5	PONZIO JA	1	-	1	2	0.05
	6	GOMEZ GA	6	1	5	12	0.32
	7	ROJAS NA	3	-	2	5	0.16
	8	SCARPA T	2	-	8	10	0.11
	9	DIAZ BOLLI SM	4	-	10	14	0.21
	12	BALAGUE M	2	-	7	9	0.11
	13	GALLARDO AN	2	-	2	4	0.11
	14	SALAZAR TOMBION I	-	-	1	1	0.00
	20	SORIA SD	1	-	5	6	0.05
	21	NOVAS RUIZ I	-	-	-	-	0.00
	77	GIRAUDO ESCURRA M	147	3	215	365	7.74
	Team Totals		179	4	266	449	9.42

Non-Scoring Reception	No.	Name	Excellents	Faults	Serve Receptions	Total Attempts	Succ. %
	2	CONDE BARRIOS L	55	-	46	101	54.46
	5	PONZIO JA	-	1	-	1	0.00
	6	GOMEZ GA	25	4	29	58	43.10
	7	ROJAS NA	7	2	9	18	38.89
	8	SCARPA T	65	7	47	119	54.62
	9	DIAZ BOLLI SM	-	-	-	-	0.00
	12	BALAGUE M	3	-	1	4	75.00
	13	GALLARDO AN	-	-	1	1	0.00
	14	SALAZAR TOMBION I	2	-	2	4	50.00
	20	SORIA SD	2	-	3	5	40.00
	21	NOVAS RUIZ I	-	-	-	-	0.00
	77	GIRAUDO ESCURRA M	1	-	1	2	50.00
	Team Totals		160	14	141	315	50.79

Legend:	Avg. Average	Eff.% Efficiency	No. Shirt number	Succ.% Success %
----------------	---------------------	-------------------------	-------------------------	-------------------------






Cumulative Statistics by Skills

累积统计 (按技能排序)

As of MON 07 AUG 2023 at 14:50

GER - Germany

After 6 matches

Scoring Spike	No.	Name	Spikes	Faults	Shots	Total Attempts	Eff. %
	4	DERVISAJ L	2	-	2	4	50.00
	6	GRAVEN LJ	-	-	1	1	0.00
	8	JOHN F	47	4	37	88	48.86
	16	PETER T	40	11	27	78	37.18
	19	ROHRS EJ	54	8	28	90	51.11
	23	GORALIK Y	4	2	2	8	25.00
	24	BURGGRAF EJ	4	-	7	11	36.36
	29	BOGACHEV E	26	5	15	46	45.65
	31	BOHME YN	25	9	35	69	23.19
	32	KUNSTMANN JK	19	3	9	31	51.61
	33	TORWIE SV	29	5	9	43	55.81
	36	KARLITZEK LF	7	7	10	24	0.00
	Team Totals		258	54	184	496	41.13
Scoring Block	No.	Name	Kill Blocks	Faults	Rebounds	Total Attempts	Avg. by Set
	4	DERVISAJ L	1	2	-	3	0.05
	6	GRAVEN LJ	-	-	-	-	0.00
	8	JOHN F	8	3	3	14	0.36
	16	PETER T	8	8	2	18	0.36
	19	ROHRS EJ	4	10	3	17	0.18
	23	GORALIK Y	3	8	1	12	0.14
	24	BURGGRAF EJ	-	3	1	4	0.00
	29	BOGACHEV E	2	5	1	8	0.09
	31	BOHME YN	2	6	3	11	0.09
	32	KUNSTMANN JK	6	5	2	13	0.27
	33	TORWIE SV	12	15	10	37	0.55
	36	KARLITZEK LF	-	1	-	1	0.00
	Team Totals		46	66	26	138	2.09
Scoring Service	No.	Name	Aces	Faults	Serve Hits	Total Attempts	Avg. by Set
	4	DERVISAJ L	-	1	33	34	0.00
	6	GRAVEN LJ	-	-	-	-	0.00
	8	JOHN F	3	8	34	45	0.14
	16	PETER T	3	10	44	57	0.14
	19	ROHRS EJ	5	19	33	57	0.23
	23	GORALIK Y	1	3	39	43	0.05
	24	BURGGRAF EJ	3	18	60	81	0.14
	29	BOGACHEV E	5	17	27	49	0.23
	31	BOHME YN	5	10	25	40	0.23
	32	KUNSTMANN JK	2	13	12	27	0.09
	33	TORWIE SV	6	17	37	60	0.27
	36	KARLITZEK LF	1	7	7	15	0.05
	Team Totals		34	123	352	509	1.55
Team	Opponent Errors & Team Faults		175	101			






Cumulative Statistics by Skills

累积统计 (按技能排序)

As of MON 07 AUG 2023 at 14:50

GER - Germany
After 6 matches

Non-Scoring Dig	No.	Name	Digs	Faults	Receptions	Total Attempts	Avg. by Set
	4	DERVISAJ L	8	3	2	13	0.36
	6	GRAVEN LJ	16	29	36	81	0.73
	8	JOHN F	1	6	7	14	0.05
	16	PETER T	4	11	8	23	0.18
	19	ROHRS EJ	11	7	8	26	0.50
	23	GORALIK Y	1	7	5	13	0.05
	24	BURGGRAF EJ	4	12	12	28	0.18
	29	BOGACHEV E	-	11	9	20	0.00
	31	BOHME YN	2	6	8	16	0.09
	32	KUNSTMANN JK	1	3	1	5	0.05
	33	TORWIE SV	3	4	4	11	0.14
	36	KARLITZEK LF	-	4	2	6	0.00
	Team Totals		51	103	103	257	2.32
Non-Scoring Set	No.	Name	Running Sets	Faults	Still Sets	Total Attempts	Avg. by Set
	4	DERVISAJ L	40	2	65	107	1.82
	6	GRAVEN LJ	3	-	16	19	0.14
	8	JOHN F	1	-	2	3	0.05
	16	PETER T	4	-	6	10	0.18
	19	ROHRS EJ	3	-	7	10	0.14
	23	GORALIK Y	1	-	2	3	0.05
	24	BURGGRAF EJ	110	1	192	303	5.00
	29	BOGACHEV E	1	1	3	5	0.05
	31	BOHME YN	-	-	-	-	0.00
	32	KUNSTMANN JK	1	-	1	2	0.05
	33	TORWIE SV	1	-	3	4	0.05
	36	KARLITZEK LF	1	-	-	1	0.05
	Team Totals		166	4	298	468	7.55
Non-Scoring Reception	No.	Name	Excellents	Faults	Serve Receptions	Total Attempts	Succ. %
	4	DERVISAJ L	1	-	-	1	100.00
	6	GRAVEN LJ	42	4	45	91	46.15
	8	JOHN F	-	-	-	-	0.00
	16	PETER T	37	3	40	80	46.25
	19	ROHRS EJ	32	6	34	72	44.44
	23	GORALIK Y	3	1	2	6	50.00
	24	BURGGRAF EJ	-	-	1	1	0.00
	29	BOGACHEV E	34	5	41	80	42.50
	31	BOHME YN	-	-	-	-	0.00
	32	KUNSTMANN JK	1	-	2	3	33.33
	33	TORWIE SV	4	1	5	10	40.00
	36	KARLITZEK LF	10	2	12	24	41.67
	Team Totals		164	22	182	368	44.57

Legend:						
Avg.	Average	Eff.%	Efficiency	No.	Shirt number	Succ.% Success %






Cumulative Statistics by Skills

累积统计 (按技能排序)

As of MON 07 AUG 2023 at 15:10

POR - Portugal

After 6 matches

Scoring Spike	No.	Name	Spikes	Faults	Shots	Total Attempts	Eff. %
	2	FERNANDES SAMPAIO	-	-	2	2	0.00
	5	NOGUEIRA GOMES G	-	-	1	1	0.00
	7	TEIXEIRA BELO MAR.	102	25	106	233	33.05
	8	PEIXOTO FIGUEIREDO	54	11	62	127	33.86
	9	CAMPOS AZENHA M	-	1	1	2	0.00
	10	DA CRUZ BRITO EA	19	5	22	46	30.43
	12	BRAGA MONTEIRO PD	6	2	13	21	19.05
	14	ALMEIDA CAVALCANTI	30	9	37	76	27.63
	15	NOGUEIRA NEVES PE.	2	-	-	2	100.00
	17	CONCEICAO DIAS B	6	2	4	12	33.33
	18	FONSECA NEVES OLI.	11	4	20	35	20.00
	Team Totals		232	60	270	562	30.60
Scoring Block	No.	Name	Kill Blocks	Faults	Rebounds	Total Attempts	Avg. by Set
	2	FERNANDES SAMPAIO	-	-	-	-	0.00
	5	NOGUEIRA GOMES G	-	-	-	-	0.00
	7	TEIXEIRA BELO MAR.	7	11	7	25	0.33
	8	PEIXOTO FIGUEIREDO	9	10	3	22	0.43
	9	CAMPOS AZENHA M	-	-	-	-	0.00
	10	DA CRUZ BRITO EA	14	14	6	34	0.67
	12	BRAGA MONTEIRO PD	1	1	2	4	0.05
	14	ALMEIDA CAVALCANTI	4	1	1	6	0.19
	15	NOGUEIRA NEVES PE.	2	3	1	6	0.10
	17	CONCEICAO DIAS B	3	13	1	17	0.14
	18	FONSECA NEVES OLI.	9	23	7	39	0.43
	Team Totals		50	77	28	155	2.38
Scoring Service	No.	Name	Aces	Faults	Serve Hits	Total Attempts	Avg. by Set
	2	FERNANDES SAMPAIO	-	1	-	1	0.00
	5	NOGUEIRA GOMES G	-	-	-	-	0.00
	7	TEIXEIRA BELO MAR.	4	23	49	76	0.19
	8	PEIXOTO FIGUEIREDO	1	9	54	64	0.05
	9	CAMPOS AZENHA M	-	-	-	-	0.00
	10	DA CRUZ BRITO EA	1	5	54	60	0.05
	12	BRAGA MONTEIRO PD	-	5	21	26	0.00
	14	ALMEIDA CAVALCANTI	-	13	33	46	0.00
	15	NOGUEIRA NEVES PE.	2	3	20	25	0.10
	17	CONCEICAO DIAS B	7	7	49	63	0.33
	18	FONSECA NEVES OLI.	1	4	79	84	0.05
	Team Totals		16	71	359	446	0.76
Team	Opponent Errors & Team Faults		147	129			






Cumulative Statistics by Skills

累积统计 (按技能排序)

As of MON 07 AUG 2023 at 15:10

POR - Portugal

After 6 matches

Non-Scoring Dig	No.	Name	Digs	Faults	Receptions	Total Attempts	Avg. by Set
	2	FERNANDES SAMPAIO	-	-	-	-	0.00
	5	NOGUEIRA GOMES G	4	11	16	31	0.19
	7	TEIXEIRA BELO MAR.	2	22	35	59	0.10
	8	PEIXOTO FIGUEIREDO	4	20	26	50	0.19
	9	CAMPOS AZENHA M	-	26	29	55	0.00
	10	DA CRUZ BRITO EA	4	5	10	19	0.19
	12	BRAGA MONTEIRO PD	4	2	8	14	0.19
	14	ALMEIDA CAVALCANTI	-	10	14	24	0.00
	15	NOGUEIRA NEVES PE.	3	8	10	21	0.14
	17	CONCEICAO DIAS B	3	19	15	37	0.14
	18	FONSECA NEVES OLI.	2	5	10	17	0.10
	Team Totals		27	128	176	331	1.29
Non-Scoring Set	No.	Name	Running Sets	Faults	Still Sets	Total Attempts	Avg. by Set
	2	FERNANDES SAMPAIO	-	-	-	-	0.00
	5	NOGUEIRA GOMES G	6	-	11	17	0.29
	7	TEIXEIRA BELO MAR.	5	-	10	15	0.24
	8	PEIXOTO FIGUEIREDO	8	-	8	16	0.38
	9	CAMPOS AZENHA M	6	-	8	14	0.29
	10	DA CRUZ BRITO EA	1	-	4	5	0.05
	12	BRAGA MONTEIRO PD	-	-	2	2	0.00
	14	ALMEIDA CAVALCANTI	5	-	-	5	0.24
	15	NOGUEIRA NEVES PE.	30	1	69	100	1.43
	17	CONCEICAO DIAS B	137	-	209	346	6.52
	18	FONSECA NEVES OLI.	4	-	5	9	0.19
	Team Totals		203	1	326	530	9.67
Non-Scoring Reception	No.	Name	Excellents	Faults	Serve Receptions	Total Attempts	Succ. %
	2	FERNANDES SAMPAIO	-	-	-	-	0.00
	5	NOGUEIRA GOMES G	20	4	27	51	39.22
	7	TEIXEIRA BELO MAR.	-	-	-	-	0.00
	8	PEIXOTO FIGUEIREDO	78	4	73	155	50.32
	9	CAMPOS AZENHA M	32	4	27	63	50.79
	10	DA CRUZ BRITO EA	2	1	1	4	50.00
	12	BRAGA MONTEIRO PD	20	4	14	38	52.63
	14	ALMEIDA CAVALCANTI	36	5	32	73	49.32
	15	NOGUEIRA NEVES PE.	-	-	1	1	0.00
	17	CONCEICAO DIAS B	1	-	-	1	100.00
	18	FONSECA NEVES OLI.	3	-	3	6	50.00
	Team Totals		192	22	178	392	48.98

Legend:						
Avg.	Average	Eff.%	Efficiency	No.	Shirt number	Succ.% Success %




Cumulative Statistics by Skills


累积统计 (按技能排序)


As of MON 07 AUG 2023 at 15:08

UKR - Ukraine

After 6 matches

Scoring Spike	No.	Name	Spikes	Faults	Shots	Total Attempts	Eff. %
	1	OSTAPENKO V	12	1	8	21	52.38
	3	RIABOV S	2	1	2	5	20.00
	7	YANCHUK D	63	18	46	127	35.43
	8	STEBLETSKYI A	11	-	10	21	52.38
	9	KRYVOBOK I	36	15	39	90	23.33
	11	STEPOVYI Y	17	5	11	33	36.36
	13	KLEPKO H	15	1	10	26	53.85
	21	PAMPUSHKO Y	-	-	2	2	0.00
	23	VELETSKYI D	9	4	10	23	21.74
	25	MAZENKO B	13	1	9	23	52.17
	30	MISHCHENKO S	26	11	37	74	20.27
	42	URYVKIN D	45	12	45	102	32.35
	Team Totals		252	73	236	561	31.91

Scoring Block	No.	Name	Kill Blocks	Faults	Rebounds	Total Attempts	Avg. by Set
	1	OSTAPENKO V	6	9	7	22	0.29
	3	RIABOV S	-	2	1	3	0.00
	7	YANCHUK D	10	14	4	28	0.48
	8	STEBLETSKYI A	2	2	-	4	0.10
	9	KRYVOBOK I	1	4	1	6	0.05
	11	STEPOVYI Y	3	2	1	6	0.14
	13	KLEPKO H	8	12	6	26	0.38
	21	PAMPUSHKO Y	-	-	-	-	0.00
	23	VELETSKYI D	1	10	4	15	0.05
	25	MAZENKO B	4	7	1	12	0.19
	30	MISHCHENKO S	3	5	1	9	0.14
	42	URYVKIN D	5	4	1	10	0.24
	Team Totals		43	72	28	143	2.05

Scoring Service	No.	Name	Aces	Faults	Serve Hits	Total Attempts	Avg. by Set
	1	OSTAPENKO V	-	6	22	28	0.00
	3	RIABOV S	1	5	33	39	0.05
	7	YANCHUK D	6	22	42	70	0.29
	8	STEBLETSKYI A	4	8	32	44	0.19
	9	KRYVOBOK I	3	18	30	51	0.14
	11	STEPOVYI Y	1	6	17	24	0.05
	13	KLEPKO H	3	13	36	52	0.14
	21	PAMPUSHKO Y	-	-	-	-	0.00
	23	VELETSKYI D	-	5	18	23	0.00
	25	MAZENKO B	-	4	24	28	0.00
	30	MISHCHENKO S	1	8	14	23	0.05
	42	URYVKIN D	3	11	30	44	0.14
	Team Totals		22	106	298	426	1.05

Team	Opponent Errors & Team Faults	110	54
------	-------------------------------	-----	----






Cumulative Statistics by Skills

累积统计 (按技能排序)

As of MON 07 AUG 2023 at 15:08

UKR - Ukraine

After 6 matches

Non-Scoring Dig	No.	Name	Digs	Faults	Receptions	Total Attempts	Avg. by Set
	1	OSTAPENKO V	4	4	1	9	0.19
	3	RIABOV S	2	7	6	15	0.10
	7	YANCHUK D	9	26	21	56	0.43
	8	STEBLETSKYI A	13	11	8	32	0.62
	9	KRYVOBOK I	11	14	12	37	0.52
	11	STEPOVYI Y	5	7	4	16	0.24
	13	KLEPKO H	1	5	2	8	0.05
	21	PAMPUSHKO Y	21	39	32	92	1.00
	23	VELETSKYI D	1	1	1	3	0.05
	25	MAZENKO B	-	2	3	5	0.00
	30	MISHCHENKO S	9	13	10	32	0.43
	42	URYVKIN D	4	13	10	27	0.19
	Team Totals		80	147	114	341	3.81
Non-Scoring Set	No.	Name	Running Sets	Faults	Still Sets	Total Attempts	Avg. by Set
	1	OSTAPENKO V	1	-	1	2	0.05
	3	RIABOV S	61	-	73	134	2.90
	7	YANCHUK D	3	1	5	9	0.14
	8	STEBLETSKYI A	43	-	69	112	2.05
	9	KRYVOBOK I	-	-	2	2	0.00
	11	STEPOVYI Y	-	-	1	1	0.00
	13	KLEPKO H	4	-	5	9	0.19
	21	PAMPUSHKO Y	8	-	15	23	0.38
	23	VELETSKYI D	3	1	1	5	0.14
	25	MAZENKO B	2	-	2	4	0.10
	30	MISHCHENKO S	-	-	6	6	0.00
	42	URYVKIN D	1	1	3	5	0.05
	Team Totals		128	3	184	315	6.10
Non-Scoring Reception	No.	Name	Excellents	Faults	Serve Receptions	Total Attempts	Succ. %
	1	OSTAPENKO V	-	1	-	1	0.00
	3	RIABOV S	-	-	1	1	0.00
	7	YANCHUK D	69	10	56	135	51.11
	8	STEBLETSKYI A	-	-	2	2	0.00
	9	KRYVOBOK I	50	8	36	94	53.19
	11	STEPOVYI Y	-	-	1	1	0.00
	13	KLEPKO H	1	-	-	1	100.00
	21	PAMPUSHKO Y	58	4	33	95	61.05
	23	VELETSKYI D	1	1	-	2	50.00
	25	MAZENKO B	5	-	1	6	83.33
	30	MISHCHENKO S	39	3	25	67	58.21
	42	URYVKIN D	-	-	-	-	0.00
	Team Totals		226	27	157	410	55.12




Cumulative Statistics by Skills


累积统计 (按技能排序)


As of MON 07 AUG 2023 at 14:48

KOR - Republic of Korea

After 6 matches

Scoring Spike	No.	Name	Spikes	Faults	Shots	Total Attempts	Eff. %
	1	PARK S	13	2	17	32	34.38
	3	LEE H	1	-	5	6	16.67
	5	SONG M	-	-	-	-	0.00
	6	KIM S	19	7	23	49	24.49
	7	PARK T	1	1	-	2	0.00
	10	LEE Y	4	1	3	8	37.50
	12	LEE J	25	2	15	42	54.76
	13	JEONG T	15	2	14	31	41.94
	15	LEE Y	1	-	-	1	100.00
	16	JEONG H	42	7	39	88	39.77
	18	HONG D	47	7	38	92	43.48
	20	SHIN H	94	9	41	144	59.03
	Team Totals		263	38	199	500	45.00

Scoring Block	No.	Name	Kill Blocks	Faults	Rebounds	Total Attempts	Avg. by Set
	1	PARK S	4	1	1	6	0.19
	3	LEE H	3	1	2	6	0.14
	5	SONG M	-	-	-	-	0.00
	6	KIM S	3	5	1	9	0.14
	7	PARK T	1	-	1	2	0.05
	10	LEE Y	2	2	-	4	0.10
	12	LEE J	5	12	5	22	0.24
	13	JEONG T	20	20	10	50	0.95
	15	LEE Y	-	-	-	-	0.00
	16	JEONG H	7	3	3	13	0.33
	18	HONG D	4	8	-	12	0.19
	20	SHIN H	3	3	1	7	0.14
	Team Totals		53	55	24	132	2.52

Scoring Service	No.	Name	Aces	Faults	Serve Hits	Total Attempts	Avg. by Set
	1	PARK S	2	5	32	39	0.10
	3	LEE H	3	5	57	65	0.14
	5	SONG M	-	-	-	-	0.00
	6	KIM S	-	3	26	29	0.00
	7	PARK T	-	-	11	11	0.00
	10	LEE Y	2	3	7	12	0.10
	12	LEE J	3	14	85	102	0.14
	13	JEONG T	2	10	35	47	0.10
	15	LEE Y	-	-	3	3	0.00
	16	JEONG H	4	6	36	46	0.19
	18	HONG D	3	9	46	58	0.14
	20	SHIN H	4	24	34	62	0.19
	Team Totals		23	79	372	474	1.10

Team	Opponent Errors & Team Faults	136	168
------	-------------------------------	-----	-----






Cumulative Statistics by Skills

累积统计 (按技能排序)

As of MON 07 AUG 2023 at 14:48

KOR - Republic of Korea

After 6 matches

Non-Scoring Dig	No.	Name	Digs	Faults	Receptions	Total Attempts	Avg. by Set
	1	PARK S	4	7	1	12	0.19
	3	LEE H	15	12	9	36	0.71
	5	SONG M	31	13	24	68	1.48
	6	KIM S	6	3	3	12	0.29
	7	PARK T	1	1	-	2	0.05
	10	LEE Y	3	-	4	7	0.14
	12	LEE J	5	5	5	15	0.24
	13	JEONG T	1	3	-	4	0.05
	15	LEE Y	-	-	1	1	0.00
	16	JEONG H	8	6	4	18	0.38
	18	HONG D	9	8	7	24	0.43
	20	SHIN H	12	7	12	31	0.57
	Team Totals		95	65	71	231	4.52
Non-Scoring Set	No.	Name	Running Sets	Faults	Still Sets	Total Attempts	Avg. by Set
	1	PARK S	4	-	2	6	0.19
	3	LEE H	122	2	177	301	5.81
	5	SONG M	8	-	11	19	0.38
	6	KIM S	4	-	3	7	0.19
	7	PARK T	24	1	32	57	1.14
	10	LEE Y	-	-	1	1	0.00
	12	LEE J	2	-	1	3	0.10
	13	JEONG T	1	-	-	1	0.05
	15	LEE Y	-	-	-	-	0.00
	16	JEONG H	3	1	4	8	0.14
	18	HONG D	4	-	8	12	0.19
	20	SHIN H	3	2	3	8	0.14
	Team Totals		175	6	243	424	8.33
Non-Scoring Reception	No.	Name	Excellents	Faults	Serve Receptions	Total Attempts	Succ. %
	1	PARK S	22	2	23	47	46.81
	3	LEE H	-	-	1	1	0.00
	5	SONG M	45	5	38	88	51.14
	6	KIM S	30	4	31	65	46.15
	7	PARK T	1	-	-	1	100.00
	10	LEE Y	-	-	-	-	0.00
	12	LEE J	2	-	2	4	50.00
	13	JEONG T	2	-	1	3	66.67
	15	LEE Y	-	-	-	-	0.00
	16	JEONG H	32	3	37	72	44.44
	18	HONG D	37	5	37	79	46.84
	20	SHIN H	-	-	2	2	0.00
	Team Totals		172	19	172	363	47.38

Legend:						
Avg.	Average	Eff.%	Efficiency	No.	Shirt number	Succ.% Success %






Cumulative Statistics by Skills

累积统计 (按技能排序)

As of MON 07 AUG 2023 at 14:18

BRA - Brazil

After 6 matches

Scoring Spike	No.	Name	Spikes	Faults	Shots	Total Attempts	Eff. %
	4	GONCALVES AG	64	6	60	130	44.62
	5	OLIVEIRA JR	29	4	34	67	37.31
	6	FERREIRA SILVA PH	33	9	47	89	26.97
	7	DOS SANTOS W	1	-	2	3	33.33
	8	DE MATTOS JG	-	-	-	-	0.00
	9	KRAUCHUK ESQUIVEL.	65	22	63	150	28.67
	10	FACCIN G	12	4	7	23	34.78
	11	FIGUEIREDO DOS SA.	17	4	14	35	37.14
	12	ADAMI H	7	-	7	14	50.00
	16	LERSCH DA SILVEIRA	12	4	33	49	16.33
	18	GUEDES HV	13	5	4	22	36.36
	Team Totals		253	59	277	589	32.94
Scoring Block	No.	Name	Kill Blocks	Faults	Rebounds	Total Attempts	Avg. by Set
	4	GONCALVES AG	1	16	3	20	0.05
	5	OLIVEIRA JR	2	10	4	16	0.09
	6	FERREIRA SILVA PH	4	6	1	11	0.18
	7	DOS SANTOS W	-	1	1	2	0.00
	8	DE MATTOS JG	-	-	-	-	0.00
	9	KRAUCHUK ESQUIVEL.	12	8	3	23	0.55
	10	FACCIN G	5	11	9	25	0.23
	11	FIGUEIREDO DOS SA.	7	5	6	18	0.32
	12	ADAMI H	5	11	-	16	0.23
	16	LERSCH DA SILVEIRA	1	3	3	7	0.05
	18	GUEDES HV	2	15	2	19	0.09
	Team Totals		41	87	32	160	1.86
Scoring Service	No.	Name	Aces	Faults	Serve Hits	Total Attempts	Avg. by Set
	4	GONCALVES AG	2	13	40	55	0.09
	5	OLIVEIRA JR	-	2	50	52	0.00
	6	FERREIRA SILVA PH	8	13	54	75	0.36
	7	DOS SANTOS W	-	-	-	-	0.00
	8	DE MATTOS JG	-	-	1	1	0.00
	9	KRAUCHUK ESQUIVEL.	2	16	45	63	0.09
	10	FACCIN G	-	8	28	36	0.00
	11	FIGUEIREDO DOS SA.	1	6	25	32	0.05
	12	ADAMI H	1	15	68	84	0.05
	16	LERSCH DA SILVEIRA	2	8	33	43	0.09
	18	GUEDES HV	1	5	17	23	0.05
	Team Totals		17	86	361	464	0.77
Team	Opponent Errors & Team Faults		148	140			






Cumulative Statistics by Skills

累积统计 (按技能排序)

As of MON 07 AUG 2023 at 14:18

BRA - Brazil

After 6 matches

Non-Scoring Dig	No.	Name	Digs	Faults	Receptions	Total Attempts	Avg. by Set
	4	GONCALVES AG	4	19	23	46	0.18
	5	OLIVEIRA JR	2	9	7	18	0.09
	6	FERREIRA SILVA PH	1	16	18	35	0.05
	7	DOS SANTOS W	11	31	45	87	0.50
	8	DE MATTOS JG	1	2	2	5	0.05
	9	KRAUCHUK ESQUIVEL.	5	12	18	35	0.23
	10	FACCIN G	2	3	5	10	0.09
	11	FIGUEIREDO DOS SA.	1	2	3	6	0.05
	12	ADAMI H	6	23	25	54	0.27
	16	LERSCH DA SILVEIRA	7	8	10	25	0.32
	18	GUEDES HV	2	3	1	6	0.09
	Team Totals		42	128	159	329	1.91
Non-Scoring Set	No.	Name	Running Sets	Faults	Still Sets	Total Attempts	Avg. by Set
	4	GONCALVES AG	2	-	8	10	0.09
	5	OLIVEIRA JR	2	-	4	6	0.09
	6	FERREIRA SILVA PH	5	-	5	10	0.23
	7	DOS SANTOS W	10	-	28	38	0.45
	8	DE MATTOS JG	10	-	16	26	0.45
	9	KRAUCHUK ESQUIVEL.	2	-	8	10	0.09
	10	FACCIN G	2	-	-	2	0.09
	11	FIGUEIREDO DOS SA.	1	-	2	3	0.05
	12	ADAMI H	151	2	217	370	6.86
	16	LERSCH DA SILVEIRA	2	-	2	4	0.09
	18	GUEDES HV	1	-	1	2	0.05
	Team Totals		188	2	291	481	8.55
Non-Scoring Reception	No.	Name	Excellents	Faults	Serve Receptions	Total Attempts	Succ. %
	4	GONCALVES AG	45	6	40	91	49.45
	5	OLIVEIRA JR	1	-	-	1	100.00
	6	FERREIRA SILVA PH	59	6	39	104	56.73
	7	DOS SANTOS W	73	4	56	133	54.89
	8	DE MATTOS JG	-	-	-	-	0.00
	9	KRAUCHUK ESQUIVEL.	2	1	2	5	40.00
	10	FACCIN G	2	-	4	6	33.33
	11	FIGUEIREDO DOS SA.	5	1	2	8	62.50
	12	ADAMI H	-	-	-	-	0.00
	16	LERSCH DA SILVEIRA	33	3	36	72	45.83
	18	GUEDES HV	1	-	-	1	100.00
	Team Totals		222	21	179	422	52.61

Legend:						
Avg.	Average	Eff.%	Efficiency	No.	Shirt number	Succ.% Success %




Cumulative Statistics by Skills


累积统计 (按技能排序)


As of MON 07 AUG 2023 at 14:42

JPN - Japan

After 6 matches

Scoring Spike	No.	Name	Spikes	Faults	Shots	Total Attempts	Eff. %
	1	YAMAMOTO R	2	1	7	10	10.00
	2	ONIKI R	13	1	9	23	52.17
	4	MIZUMACHI T	58	8	42	108	46.30
	5	SOMENO H	29	4	34	67	37.31
	6	YAMADA D	8	-	2	10	80.00
	7	KAI K	90	14	76	180	42.22
	8	NAKASHIMA K	1	-	-	1	100.00
	9	FUJIWARA N	57	4	47	108	49.07
	10	TAKAKI K	-	-	1	1	0.00
	13	KAWAGUCHI S	14	2	14	30	40.00
	14	TARUMI Y	7	2	4	13	38.46
	16	YASUHARA D	25	2	27	54	42.59
	Team Totals		304	38	266	608	43.75

Scoring Block	No.	Name	Kill Blocks	Faults	Rebounds	Total Attempts	Avg. by Set
	1	YAMAMOTO R	1	5	-	6	0.05
	2	ONIKI R	5	12	1	18	0.24
	4	MIZUMACHI T	2	4	4	10	0.10
	5	SOMENO H	1	8	2	11	0.05
	6	YAMADA D	-	-	-	-	0.00
	7	KAI K	2	7	3	12	0.10
	8	NAKASHIMA K	2	1	1	4	0.10
	9	FUJIWARA N	4	3	2	9	0.19
	10	TAKAKI K	-	-	1	1	0.00
	13	KAWAGUCHI S	-	6	6	12	0.00
	14	TARUMI Y	1	1	1	3	0.05
	16	YASUHARA D	6	13	4	23	0.29
	Team Totals		24	60	25	109	1.14

Scoring Service	No.	Name	Aces	Faults	Serve Hits	Total Attempts	Avg. by Set
	1	YAMAMOTO R	1	9	49	59	0.05
	2	ONIKI R	-	2	25	27	0.00
	4	MIZUMACHI T	4	12	33	49	0.19
	5	SOMENO H	1	6	49	56	0.05
	6	YAMADA D	-	2	3	5	0.00
	7	KAI K	7	22	52	81	0.33
	8	NAKASHIMA K	1	1	23	25	0.05
	9	FUJIWARA N	1	16	39	56	0.05
	10	TAKAKI K	-	-	-	-	0.00
	13	KAWAGUCHI S	2	5	46	53	0.10
	14	TARUMI Y	2	-	4	6	0.10
	16	YASUHARA D	5	8	66	79	0.24
	Team Totals		24	83	389	496	1.14

Team	Opponent Errors & Team Faults	148	119
------	-------------------------------	-----	-----






Cumulative Statistics by Skills

累积统计 (按技能排序)

As of MON 07 AUG 2023 at 14:42

JPN - Japan
After 6 matches

Non-Scoring Dig	No.	Name	Digs	Faults	Receptions	Total Attempts	Avg. by Set
	1	YAMAMOTO R	8	8	22	38	0.38
	2	ONIKI R	2	5	2	9	0.10
	4	MIZUMACHI T	22	16	10	48	1.05
	5	SOMENO H	11	13	19	43	0.52
	6	YAMADA D	3	-	3	6	0.14
	7	KAI K	13	16	18	47	0.62
	8	NAKASHIMA K	2	3	4	9	0.10
	9	FUJIWARA N	7	15	28	50	0.33
	10	TAKAKI K	27	34	44	105	1.29
	13	KAWAGUCHI S	2	2	7	11	0.10
	14	TARUMI Y	1	1	1	3	0.05
	16	YASUHARA D	10	6	14	30	0.48
Team Totals			108	121	174	403	5.14
Non-Scoring Set	No.	Name	Running Sets	Faults	Still Sets	Total Attempts	Avg. by Set
	1	YAMAMOTO R	112	3	141	256	5.33
	2	ONIKI R	1	-	2	3	0.05
	4	MIZUMACHI T	3	1	2	6	0.14
	5	SOMENO H	1	-	1	2	0.05
	6	YAMADA D	-	-	-	-	0.00
	7	KAI K	3	-	9	12	0.14
	8	NAKASHIMA K	36	-	49	85	1.71
	9	FUJIWARA N	7	-	3	10	0.33
	10	TAKAKI K	16	-	18	34	0.76
	13	KAWAGUCHI S	1	-	2	3	0.05
	14	TARUMI Y	-	-	-	-	0.00
	16	YASUHARA D	-	-	2	2	0.00
Team Totals			180	4	231	415	8.57
Non-Scoring Reception	No.	Name	Excellents	Faults	Serve Receptions	Total Attempts	Succ. %
	1	YAMAMOTO R	1	-	1	2	50.00
	2	ONIKI R	1	-	-	1	100.00
	4	MIZUMACHI T	43	5	29	77	55.84
	5	SOMENO H	48	1	44	93	51.61
	6	YAMADA D	4	-	-	4	100.00
	7	KAI K	3	-	-	3	100.00
	8	NAKASHIMA K	-	-	-	-	0.00
	9	FUJIWARA N	24	3	22	49	48.98
	10	TAKAKI K	64	4	48	116	55.17
	13	KAWAGUCHI S	1	-	1	2	50.00
	14	TARUMI Y	3	1	3	7	42.86
	16	YASUHARA D	3	-	1	4	75.00
Team Totals			195	14	149	358	54.47

Legend:
Avg. Average

Eff.% Efficiency

No. Shirt number

Succ.%

Success %






Cumulative Statistics by Skills

累积统计 (按技能排序)

As of MON 07 AUG 2023 at 14:51

TPE - Chinese Taipei

After 6 matches

Scoring Spike	No.	Name	Spikes	Faults	Shots	Total Attempts	Eff. %
	1	KO K	5	1	7	13	30.77
	2	JHANG Y	-	-	2	2	0.00
	4	CHEN C	38	6	28	72	44.44
	7	JACKMAN RN	24	6	37	67	26.87
	8	LEI N	4	1	6	11	27.27
	9	HUNG J	6	1	10	17	29.41
	10	LIN J	13	6	23	42	16.67
	12	SUNG P	26	9	33	68	25.00
	14	CHANG Y	107	34	71	212	34.43
	15	LIN C	1	-	2	3	33.33
	19	TSENG H	25	9	25	59	27.12
	Team Totals		250	74	248	572	30.77
Scoring Block	No.	Name	Kill Blocks	Faults	Rebounds	Total Attempts	Avg. by Set
	1	KO K	1	6	2	9	0.05
	2	JHANG Y	-	-	-	-	0.00
	4	CHEN C	10	21	6	37	0.45
	7	JACKMAN RN	4	2	1	7	0.18
	8	LEI N	1	1	-	2	0.05
	9	HUNG J	-	1	-	1	0.00
	10	LIN J	10	16	6	32	0.45
	12	SUNG P	1	7	2	10	0.05
	14	CHANG Y	12	16	2	30	0.55
	15	LIN C	4	6	2	12	0.18
	19	TSENG H	3	6	1	10	0.14
	Team Totals		46	84	24	154	2.09
Scoring Service	No.	Name	Aces	Faults	Serve Hits	Total Attempts	Avg. by Set
	1	KO K	-	5	57	62	0.00
	2	JHANG Y	-	-	-	-	0.00
	4	CHEN C	-	5	66	71	0.00
	7	JACKMAN RN	2	10	34	46	0.09
	8	LEI N	-	1	16	17	0.00
	9	HUNG J	-	4	1	5	0.00
	10	LIN J	-	5	57	62	0.00
	12	SUNG P	5	16	44	65	0.23
	14	CHANG Y	8	22	46	76	0.36
	15	LIN C	-	2	15	17	0.00
	19	TSENG H	1	3	24	28	0.05
	Team Totals		16	73	362	451	0.73
Team	Opponent Errors & Team Faults		139	147			






Cumulative Statistics by Skills

累积统计 (按技能排序)

As of MON 07 AUG 2023 at 14:51

TPE - Chinese Taipei

After 6 matches

Non-Scoring Dig	No.	Name	Digs	Faults	Receptions	Total Attempts	Avg. by Set
	1	KO K	5	16	6	27	0.23
	2	JHANG Y	20	22	24	66	0.91
	4	CHEN C	5	5	10	20	0.23
	7	JACKMAN RN	2	12	9	23	0.09
	8	LEI N	2	6	1	9	0.09
	9	HUNG J	4	3	1	8	0.18
	10	LIN J	5	5	6	16	0.23
	12	SUNG P	5	13	18	36	0.23
	14	CHANG Y	12	17	19	48	0.55
	15	LIN C	3	6	7	16	0.14
	19	TSENG H	9	7	5	21	0.41
	Team Totals		72	112	108	292	3.27
Non-Scoring Set	No.	Name	Running Sets	Faults	Still Sets	Total Attempts	Avg. by Set
	1	KO K	117	2	142	261	5.32
	2	JHANG Y	12	-	11	23	0.55
	4	CHEN C	-	-	3	3	0.00
	7	JACKMAN RN	11	-	11	22	0.50
	8	LEI N	-	-	1	1	0.00
	9	HUNG J	1	-	-	1	0.05
	10	LIN J	1	-	1	2	0.05
	12	SUNG P	2	-	8	10	0.09
	14	CHANG Y	3	1	2	6	0.14
	15	LIN C	50	2	79	131	2.27
	19	TSENG H	3	-	2	5	0.14
	Team Totals		200	5	260	465	9.09
Non-Scoring Reception	No.	Name	Excellents	Faults	Serve Receptions	Total Attempts	Succ. %
	1	KO K	2	1	1	4	50.00
	2	JHANG Y	67	6	55	128	52.34
	4	CHEN C	6	1	2	9	66.67
	7	JACKMAN RN	32	3	24	59	54.24
	8	LEI N	14	-	10	24	58.33
	9	HUNG J	-	-	-	-	0.00
	10	LIN J	2	-	3	5	40.00
	12	SUNG P	77	5	51	133	57.89
	14	CHANG Y	4	-	2	6	66.67
	15	LIN C	-	1	-	1	0.00
	19	TSENG H	27	3	21	51	52.94
	Team Totals		235	20	170	425	55.29

Legend:							
Avg.	Average	Eff.%	Efficiency	No.	Shirt number	Succ.%	Success %




Cumulative Statistics by Skills


累积统计 (按技能排序)


As of MON 07 AUG 2023 at 15:09

CZE - Czech Republic

After 6 matches

Scoring Spike	No.	Name	Spikes	Faults	Shots	Total Attempts	Eff. %
	2	SULC R	-	-	2	2	0.00
	4	DVORAK J	41	5	39	85	42.35
	7	SULC M	24	5	22	51	37.25
	8	KUNC T	-	-	3	3	0.00
	9	PISKACEK O	4	-	3	7	57.14
	10	RIMAL D	35	12	58	105	21.90
	11	SABRT M	7	4	15	26	11.54
	14	JANECKA J	1	1	4	6	0.00
	18	SVOBODA J	37	18	57	112	16.96
	19	SUDA R	59	8	57	124	41.13
	20	TROJANOWICZ L	27	5	22	54	40.74
	21	DRAHONOVSKY M	6	3	7	16	18.75
Team Totals			242	61	293	596	30.37

Scoring Block	No.	Name	Kill Blocks	Faults	Rebounds	Total Attempts	Avg. by Set
	2	SULC R	1	6	2	9	0.04
	4	DVORAK J	7	4	1	12	0.30
	7	SULC M	1	4	-	5	0.04
	8	KUNC T	-	-	-	-	0.00
	9	PISKACEK O	1	8	1	10	0.04
	10	RIMAL D	6	8	2	16	0.26
	11	SABRT M	13	16	10	39	0.57
	14	JANECKA J	1	1	3	5	0.04
	18	SVOBODA J	9	8	2	19	0.39
	19	SUDA R	5	15	2	22	0.22
	20	TROJANOWICZ L	15	28	23	66	0.65
	21	DRAHONOVSKY M	1	2	-	3	0.04
Team Totals			60	100	46	206	2.61

Scoring Service	No.	Name	Aces	Faults	Serve Hits	Total Attempts	Avg. by Set
	2	SULC R	-	2	30	32	0.00
	4	DVORAK J	1	5	39	45	0.04
	7	SULC M	-	2	15	17	0.00
	8	KUNC T	-	2	-	2	0.00
	9	PISKACEK O	4	9	33	46	0.17
	10	RIMAL D	2	11	29	42	0.09
	11	SABRT M	4	3	83	90	0.17
	14	JANECKA J	1	2	16	19	0.04
	18	SVOBODA J	5	21	44	70	0.22
	19	SUDA R	4	21	44	69	0.17
	20	TROJANOWICZ L	2	8	58	68	0.09
	21	DRAHONOVSKY M	-	3	10	13	0.00
Team Totals			23	90	401	514	1.00

Team	Opponent Errors & Team Faults	186	115
-------------	--	-----	-----






Cumulative Statistics by Skills

累积统计 (按技能排序)

As of MON 07 AUG 2023 at 15:09

CZE - Czech Republic

After 6 matches

Non-Scoring Dig	No.	Name	Digs	Faults	Receptions	Total Attempts	Avg. by Set
	2	SULC R	11	9	10	30	0.48
	4	DVORAK J	8	5	4	17	0.35
	7	SULC M	4	1	1	6	0.17
	8	KUNC T	36	26	11	73	1.57
	9	PISKACEK O	14	20	2	36	0.61
	10	RIMAL D	21	12	2	35	0.91
	11	SABRT M	10	6	2	18	0.43
	14	JANECKA J	-	1	1	2	0.00
	18	SVOBODA J	25	16	5	46	1.09
	19	SUDA R	19	33	14	66	0.83
	20	TROJANOWICZ L	7	4	6	17	0.30
	21	DRAHONOVSKY M	5	6	-	11	0.22
Team Totals			160	140	59	359	6.96
Non-Scoring Set	No.	Name	Running Sets	Faults	Still Sets	Total Attempts	Avg. by Set
	2	SULC R	69	2	105	176	3.00
	4	DVORAK J	2	-	5	7	0.09
	7	SULC M	2	-	3	5	0.09
	8	KUNC T	6	-	10	16	0.26
	9	PISKACEK O	63	1	108	172	2.74
	10	RIMAL D	5	2	1	8	0.22
	11	SABRT M	2	-	-	2	0.09
	14	JANECKA J	1	-	-	1	0.04
	18	SVOBODA J	2	-	5	7	0.09
	19	SUDA R	10	-	3	13	0.43
	20	TROJANOWICZ L	-	1	4	5	0.00
	21	DRAHONOVSKY M	2	-	4	6	0.09
Team Totals			165	6	249	420	7.17
Non-Scoring Reception	No.	Name	Excellents	Faults	Serve Receptions	Total Attempts	Succ. %
	2	SULC R	-	-	1	1	0.00
	4	DVORAK J	1	-	2	3	33.33
	7	SULC M	25	1	18	44	56.82
	8	KUNC T	70	5	39	114	61.40
	9	PISKACEK O	-	-	-	-	0.00
	10	RIMAL D	-	-	1	1	0.00
	11	SABRT M	2	-	-	2	100.00
	14	JANECKA J	-	1	-	1	0.00
	18	SVOBODA J	37	2	29	68	54.41
	19	SUDA R	87	7	50	144	60.42
	20	TROJANOWICZ L	2	-	1	3	66.67
	21	DRAHONOVSKY M	17	1	8	26	65.38
Team Totals			242	17	150	409	59.17

Legend:						
Avg.	Average	Eff.%	Efficiency	No.	Shirt number	Succ.% Success %




Cumulative Statistics by Skills


累积统计 (按技能排序)


As of MON 07 AUG 2023 at 14:50

IND - India

After 6 matches

Scoring Spike	No.	Name	Spikes	Faults	Shots	Total Attempts	Eff. %
	1	KUMAR A	40	10	54	104	28.85
	2	NANDISH	9	-	9	18	50.00
	3	PANDIYARAJ A	-	-	-	-	0.00
	4	CHOUDHARY T	-	-	5	5	0.00
	5	JASKARAN SINGH	7	1	6	14	42.86
	7	CHAUDHARY S	23	2	15	40	52.50
	8	SAWAN	10	5	20	35	14.29
	10	GIRI H	57	15	52	124	33.87
	11	SINGH D	36	4	31	71	45.07
	12	BANJARAJ SP	1	-	2	3	33.33
	13	SAHAYA ANTHONI RAJ	82	18	63	163	39.26
	14	JASJODH S	11	1	4	16	62.50
	Team Totals		276	57	265	598	36.62

Scoring Block	No.	Name	Kill Blocks	Faults	Rebounds	Total Attempts	Avg. by Set
	1	KUMAR A	2	7	2	11	0.09
	2	NANDISH	10	15	7	32	0.45
	3	PANDIYARAJ A	-	2	-	2	0.00
	4	CHOUDHARY T	-	1	-	1	0.00
	5	JASKARAN SINGH	-	-	-	-	0.00
	7	CHAUDHARY S	7	13	1	21	0.32
	8	SAWAN	1	-	1	2	0.05
	10	GIRI H	6	3	3	12	0.27
	11	SINGH D	10	23	11	44	0.45
	12	BANJARAJ SP	-	1	-	1	0.00
	13	SAHAYA ANTHONI RAJ	3	10	4	17	0.14
	14	JASJODH S	3	5	2	10	0.14
	Team Totals		42	80	31	153	1.91

Scoring Service	No.	Name	Aces	Faults	Serve Hits	Total Attempts	Avg. by Set
	1	KUMAR A	8	20	36	64	0.36
	2	NANDISH	1	3	30	34	0.05
	3	PANDIYARAJ A	-	-	-	-	0.00
	4	CHOUDHARY T	-	4	7	11	0.00
	5	JASKARAN SINGH	-	3	1	4	0.00
	7	CHAUDHARY S	8	18	81	107	0.36
	8	SAWAN	-	1	29	30	0.00
	10	GIRI H	2	10	56	68	0.09
	11	SINGH D	-	4	57	61	0.00
	12	BANJARAJ SP	-	-	-	-	0.00
	13	SAHAYA ANTHONI RAJ	2	4	54	60	0.09
	14	JASJODH S	2	6	12	20	0.09
	Team Totals		23	73	364	460	1.05

Team	Opponent Errors & Team Faults	126	136
------	-------------------------------	-----	-----






Cumulative Statistics by Skills

累积统计 (按技能排序)

As of MON 07 AUG 2023 at 14:50

IND - India

After 6 matches

Non-Scoring Dig	No.	Name	Digs	Faults	Receptions	Total Attempts	Avg. by Set
	1	KUMAR A	4	12	16	32	0.18
	2	NANDISH	2	3	3	8	0.09
	3	PANDIYARAJ A	-	1	-	1	0.00
	4	CHOUDHARY T	10	20	26	56	0.45
	5	JASKARAN SINGH	1	1	-	2	0.05
	7	CHAUDHARY S	4	20	39	63	0.18
	8	SAWAN	5	5	3	13	0.23
	10	GIRI H	3	13	20	36	0.14
	11	SINGH D	7	3	2	12	0.32
	12	BANJARA SP	4	13	23	40	0.18
	13	SAHAYA ANTHONI RAJ	11	17	26	54	0.50
	14	JASJODH S	-	2	4	6	0.00
	Team Totals		51	111	163	325	2.32
Non-Scoring Set	No.	Name	Running Sets	Faults	Still Sets	Total Attempts	Avg. by Set
	1	KUMAR A	2	-	6	8	0.09
	2	NANDISH	2	-	4	6	0.09
	3	PANDIYARAJ A	2	-	6	8	0.09
	4	CHOUDHARY T	6	-	6	12	0.27
	5	JASKARAN SINGH	1	-	1	2	0.05
	7	CHAUDHARY S	139	5	233	377	6.32
	8	SAWAN	4	1	2	7	0.18
	10	GIRI H	6	-	10	16	0.27
	11	SINGH D	5	-	11	16	0.23
	12	BANJARA SP	-	-	5	5	0.00
	13	SAHAYA ANTHONI RAJ	5	-	6	11	0.23
	14	JASJODH S	1	-	3	4	0.05
	Team Totals		175	6	294	475	7.95
Non-Scoring Reception	No.	Name	Excellents	Faults	Serve Receptions	Total Attempts	Succ. %
	1	KUMAR A	51	10	48	109	46.79
	2	NANDISH	-	-	-	-	0.00
	3	PANDIYARAJ A	-	-	-	-	0.00
	4	CHOUDHARY T	54	2	42	98	55.10
	5	JASKARAN SINGH	-	-	-	-	0.00
	7	CHAUDHARY S	2	-	-	2	100.00
	8	SAWAN	13	-	16	29	44.83
	10	GIRI H	4	-	4	8	50.00
	11	SINGH D	5	2	-	7	71.43
	12	BANJARA SP	25	9	29	63	39.68
	13	SAHAYA ANTHONI RAJ	49	5	37	91	53.85
	14	JASJODH S	-	-	-	-	0.00
	Team Totals		204	28	177	409	49.88

Legend:						
Avg.	Average	Eff.%	Efficiency	No.	Shirt number	Succ.% Success %






Cumulative Statistics by Skills

累积统计 (按技能排序)

As of MON 07 AUG 2023 at 14:51

HKG - Hong Kong, China

After 6 matches

Scoring Spike	No.	Name	Spikes	Faults	Shots	Total Attempts	Eff. %
	3	CHIU CY	-	1	3	4	0.00
	4	LEUNG HY	19	4	27	50	30.00
	5	WAN KN	27	4	39	70	32.86
	7	KWAN CH	1	-	-	1	100.00
	8	POON CL	23	4	22	49	38.78
	9	AU CT	32	9	34	75	30.67
	10	TAM CHD	67	15	75	157	33.12
	11	LAM SL	14	2	24	40	30.00
	12	CHING HL	8	2	6	16	37.50
	17	LAM YC	14	4	20	38	26.32
	19	SIO KY	7	2	5	14	35.71
	20	CHEUNG NY	14	5	23	42	21.43
Team Totals			227	52	283	562	31.14
Scoring Block	No.	Name	Kill Blocks	Faults	Rebounds	Total Attempts	Avg. by Set
	3	CHIU CY	-	1	3	4	0.00
	4	LEUNG HY	-	2	-	2	0.00
	5	WAN KN	1	3	3	7	0.05
	7	KWAN CH	1	-	1	2	0.05
	8	POON CL	4	12	2	18	0.20
	9	AU CT	5	8	-	13	0.25
	10	TAM CHD	5	11	4	20	0.25
	11	LAM SL	7	16	10	33	0.35
	12	CHING HL	4	3	7	14	0.20
	17	LAM YC	-	4	1	5	0.00
	19	SIO KY	5	3	2	10	0.25
	20	CHEUNG NY	3	2	8	13	0.15
Team Totals			35	66	42	143	1.75
Scoring Service	No.	Name	Aces	Faults	Serve Hits	Total Attempts	Avg. by Set
	3	CHIU CY	-	-	-	-	0.00
	4	LEUNG HY	1	6	21	28	0.05
	5	WAN KN	6	5	32	43	0.30
	7	KWAN CH	1	2	24	27	0.05
	8	POON CL	-	3	47	50	0.00
	9	AU CT	-	6	27	33	0.00
	10	TAM CHD	6	13	40	59	0.30
	11	LAM SL	1	6	36	43	0.05
	12	CHING HL	-	5	40	45	0.00
	17	LAM YC	1	4	26	31	0.05
	19	SIO KY	-	5	21	26	0.00
	20	CHEUNG NY	-	1	18	19	0.00
Team Totals			16	56	333	405	0.80
Team	Opponent Errors & Team Faults		118	161			






Cumulative Statistics by Skills

累积统计 (按技能排序)

As of MON 07 AUG 2023 at 14:51

HKG - Hong Kong, China

After 6 matches

Non-Scoring Dig	No.	Name	Digs	Faults	Receptions	Total Attempts	Avg. by Set
	3	CHIU CY	3	32	43	78	0.15
	4	LEUNG HY	1	6	10	17	0.05
	5	WAN KN	-	11	25	36	0.00
	7	KWAN CH	-	9	6	15	0.00
	8	POON CL	3	5	8	16	0.15
	9	AU CT	1	14	22	37	0.05
	10	TAM CHD	-	8	17	25	0.00
	11	LAM SL	1	2	11	14	0.05
	12	CHING HL	3	17	21	41	0.15
	17	LAM YC	2	8	13	23	0.10
	19	SIO KY	1	3	2	6	0.05
	20	CHEUNG NY	4	14	7	25	0.20
Team Totals			19	129	185	333	0.95
Non-Scoring Set	No.	Name	Running Sets	Faults	Still Sets	Total Attempts	Avg. by Set
	3	CHIU CY	14	-	18	32	0.70
	4	LEUNG HY	2	1	1	4	0.10
	5	WAN KN	2	-	4	6	0.10
	7	KWAN CH	68	-	84	152	3.40
	8	POON CL	4	-	3	7	0.20
	9	AU CT	5	-	4	9	0.25
	10	TAM CHD	4	-	8	12	0.20
	11	LAM SL	3	-	2	5	0.15
	12	CHING HL	107	-	166	273	5.35
	17	LAM YC	2	-	2	4	0.10
	19	SIO KY	-	-	1	1	0.00
	20	CHEUNG NY	-	-	2	2	0.00
Team Totals			212	1	297	510	10.60
Non-Scoring Reception	No.	Name	Excellents	Faults	Serve Receptions	Total Attempts	Succ. %
	3	CHIU CY	36	8	32	76	47.37
	4	LEUNG HY	23	5	12	40	57.50
	5	WAN KN	33	2	36	71	46.48
	7	KWAN CH	-	-	-	-	0.00
	8	POON CL	3	-	-	3	100.00
	9	AU CT	51	1	53	105	48.57
	10	TAM CHD	4	1	-	5	80.00
	11	LAM SL	5	1	4	10	50.00
	12	CHING HL	-	-	-	-	0.00
	17	LAM YC	28	2	26	56	50.00
	19	SIO KY	3	1	1	5	60.00
	20	CHEUNG NY	22	4	17	43	51.16
Team Totals			208	25	182	415	50.12




Cumulative Statistics by Skills


累积统计 (按技能排序)


As of MON 07 AUG 2023 at 15:09

AZE - Azerbaijan

After 6 matches

Scoring Spike	No.	Name	Spikes	Faults	Shots	Total Attempts	Eff. %
	2	AZIMOV J	39	7	41	87	36.78
	4	AGHAZADA A	17	4	17	38	34.21
	5	ALIYEV R	21	13	25	59	13.56
	6	ALIYEV R	-	-	-	-	0.00
	7	GURSKII R	9	2	3	14	50.00
	8	NIKULENKO Y	25	6	22	53	35.85
	10	BUNYATOV Y	49	18	60	127	24.41
	11	AGHABAYOV R	12	4	5	21	38.10
	12	JENKEL F	-	-	1	1	0.00
	13	RUSTAMOV A	3	1	2	6	33.33
	14	DUNYAMALIYEV S	26	10	28	64	25.00
	23	DARYAYEV F	7	1	4	12	50.00
	Team Totals		209	66	209	484	29.55

Scoring Block	No.	Name	Kill Blocks	Faults	Rebounds	Total Attempts	Avg. by Set
	2	AZIMOV J	2	2	2	6	0.11
	4	AGHAZADA A	1	2	1	4	0.05
	5	ALIYEV R	-	3	-	3	0.00
	6	ALIYEV R	-	-	-	-	0.00
	7	GURSKII R	3	9	2	14	0.16
	8	NIKULENKO Y	10	13	11	34	0.53
	10	BUNYATOV Y	7	8	3	18	0.37
	11	AGHABAYOV R	-	4	6	10	0.00
	12	JENKEL F	-	-	-	-	0.00
	13	RUSTAMOV A	-	2	-	2	0.00
	14	DUNYAMALIYEV S	1	5	5	11	0.05
	23	DARYAYEV F	2	6	3	11	0.11
	Team Totals		26	55	33	114	1.37

Scoring Service	No.	Name	Aces	Faults	Serve Hits	Total Attempts	Avg. by Set
	2	AZIMOV J	4	-	67	71	0.21
	4	AGHAZADA A	-	-	16	16	0.00
	5	ALIYEV R	2	6	19	27	0.11
	6	ALIYEV R	-	1	8	9	0.00
	7	GURSKII R	4	16	57	77	0.21
	8	NIKULENKO Y	2	12	36	50	0.11
	10	BUNYATOV Y	-	5	60	65	0.00
	11	AGHABAYOV R	1	2	20	23	0.05
	12	JENKEL F	-	-	-	-	0.00
	13	RUSTAMOV A	-	-	11	11	0.00
	14	DUNYAMALIYEV S	-	5	24	29	0.00
	23	DARYAYEV F	1	-	10	11	0.05
	Team Totals		14	49	330	393	0.74

Team	Opponent Errors & Team Faults	127	139
------	-------------------------------	-----	-----






Cumulative Statistics by Skills

累积统计 (按技能排序)

As of MON 07 AUG 2023 at 15:09

AZE - Azerbaijan
After 6 matches

Non-Scoring Dig	No.	Name	Digs	Faults	Receptions	Total Attempts	Avg. by Set
	2	AZIMOV J	4	7	13	24	0.21
	4	AGHAZADA A	9	7	2	18	0.47
	5	ALIYEV R	4	9	1	14	0.21
	6	ALIYEV R	3	6	-	9	0.16
	7	GURSKII R	3	14	10	27	0.16
	8	NIKULENKO Y	7	10	8	25	0.37
	10	BUNYATOV Y	6	22	16	44	0.32
	11	AGHABAYOV R	2	1	1	4	0.11
	12	JENKEL F	16	40	27	83	0.84
	13	RUSTAMOV A	-	1	-	1	0.00
	14	DUNYAMALIYEV S	2	12	7	21	0.11
	23	DARYAYEV F	-	-	-	-	0.00
	Team Totals		56	129	86	271	2.95
Non-Scoring Set	No.	Name	Running Sets	Faults	Still Sets	Total Attempts	Avg. by Set
	2	AZIMOV J	1	-	6	7	0.05
	4	AGHAZADA A	1	1	3	5	0.05
	5	ALIYEV R	2	-	2	4	0.11
	6	ALIYEV R	3	-	-	3	0.16
	7	GURSKII R	125	3	227	355	6.58
	8	NIKULENKO Y	1	-	3	4	0.05
	10	BUNYATOV Y	3	-	4	7	0.16
	11	AGHABAYOV R	1	-	1	2	0.05
	12	JENKEL F	11	-	13	24	0.58
	13	RUSTAMOV A	-	-	1	1	0.00
	14	DUNYAMALIYEV S	2	-	3	5	0.11
	23	DARYAYEV F	1	-	1	2	0.05
	Team Totals		151	4	264	419	7.95
Non-Scoring Reception	No.	Name	Excellents	Faults	Serve Receptions	Total Attempts	Succ. %
	2	AZIMOV J	43	3	47	93	46.24
	4	AGHAZADA A	17	6	20	43	39.53
	5	ALIYEV R	1	-	1	2	50.00
	6	ALIYEV R	3	3	2	8	37.50
	7	GURSKII R	1	-	2	3	33.33
	8	NIKULENKO Y	4	1	4	9	44.44
	10	BUNYATOV Y	73	6	51	130	56.15
	11	AGHABAYOV R	-	-	2	2	0.00
	12	JENKEL F	31	8	38	77	40.26
	13	RUSTAMOV A	1	-	-	1	100.00
	14	DUNYAMALIYEV S	1	-	5	6	16.67
	23	DARYAYEV F	-	-	-	-	0.00
	Team Totals		175	27	172	374	46.79

Legend:						
Avg.	Average	Eff.%	Efficiency	No.	Shirt number	Succ.% Success %




Cumulative Statistics by Skills


累积统计 (按技能排序)


As of SUN 06 AUG 2023 at 22:10

CHN - People's Republic of China

After 5 matches

Scoring Spike	No.	Name	Spikes	Faults	Shots	Total Attempts	Eff. %
	1	ZHANG S	-	1	-	1	0.00
	2	MA W	-	-	-	-	0.00
	3	XIE S	-	-	-	-	0.00
	4	XU J	-	-	-	-	0.00
	5	WU M	55	9	54	118	38.98
	6	GAO Y	20	5	18	43	34.88
	7	ZHONG H	18	2	25	45	35.56
	8	XU X	1	-	7	8	12.50
	9	ZHUANG Y	37	7	50	94	31.91
	10	WANG W	30	1	12	43	67.44
	11	ZHOU Y	36	3	28	67	49.25
	12	MIAO Y	24	2	22	48	45.83
Team Totals			221	31	220	472	40.25

Scoring Block	No.	Name	Kill Blocks	Faults	Rebounds	Total Attempts	Avg. by Set
	1	ZHANG S	-	1	-	1	0.00
	2	MA W	-	-	-	-	0.00
	3	XIE S	-	1	-	1	0.00
	4	XU J	-	-	-	-	0.00
	5	WU M	5	17	2	24	0.31
	6	GAO Y	18	12	6	36	1.13
	7	ZHONG H	5	3	-	8	0.31
	8	XU X	3	6	6	15	0.19
	9	ZHUANG Y	2	11	2	15	0.13
	10	WANG W	5	15	7	27	0.31
	11	ZHOU Y	4	6	-	10	0.25
	12	MIAO Y	4	5	1	10	0.25
Team Totals			46	77	24	147	2.88

Scoring Service	No.	Name	Aces	Faults	Serve Hits	Total Attempts	Avg. by Set
	1	ZHANG S	-	-	3	3	0.00
	2	MA W	-	-	2	2	0.00
	3	XIE S	-	-	-	-	0.00
	4	XU J	-	-	-	-	0.00
	5	WU M	3	6	50	59	0.19
	6	GAO Y	3	1	40	44	0.19
	7	ZHONG H	1	7	11	19	0.06
	8	XU X	3	3	65	71	0.19
	9	ZHUANG Y	1	1	50	52	0.06
	10	WANG W	6	9	56	71	0.38
	11	ZHOU Y	1	10	25	36	0.06
	12	MIAO Y	-	5	27	32	0.00
Team Totals			18	42	329	389	1.13

Team	Opponent Errors & Team Faults	107	76
------	-------------------------------	-----	----




Cumulative Statistics by Skills


累积统计 (按技能排序)


As of SUN 06 AUG 2023 at 22:10

CHN - People's Republic of China

After 5 matches

Non-Scoring Dig	No.	Name	Digs	Faults	Receptions	Total Attempts	Avg. by Set
	1	ZHANG S	-	-	-	-	0.00
	2	MA W	-	-	-	-	0.00
	3	XIE S	1	1	1	3	0.06
	4	XU J	41	15	28	84	2.56
	5	WU M	14	10	18	42	0.88
	6	GAO Y	7	4	3	14	0.44
	7	ZHONG H	9	3	5	17	0.56
	8	XU X	17	7	10	34	1.06
	9	ZHUANG Y	12	7	11	30	0.75
	10	WANG W	5	4	3	12	0.31
	11	ZHOU Y	13	3	6	22	0.81
	12	MIAO Y	14	6	9	29	0.88
Team Totals			133	61	97	291	8.31

Non-Scoring Set	No.	Name	Running Sets	Faults	Still Sets	Total Attempts	Avg. by Set
	1	ZHANG S	-	-	-	-	0.00
	2	MA W	-	-	-	-	0.00
	3	XIE S	11	2	8	21	0.69
	4	XU J	13	-	15	28	0.81
	5	WU M	3	-	3	6	0.19
	6	GAO Y	3	-	5	8	0.19
	7	ZHONG H	-	-	3	3	0.00
	8	XU X	298	1	36	335	18.63
	9	ZHUANG Y	3	-	5	8	0.19
	10	WANG W	1	-	8	9	0.06
	11	ZHOU Y	3	-	4	7	0.19
	12	MIAO Y	6	-	3	9	0.38
Team Totals			341	3	90	434	21.31

Non-Scoring Reception	No.	Name	Excellents	Faults	Serve Receptions	Total Attempts	Succ. %
	1	ZHANG S	-	-	-	-	0.00
	2	MA W	-	-	-	-	0.00
	3	XIE S	-	-	-	-	0.00
	4	XU J	17	4	20	41	41.46
	5	WU M	39	10	35	84	46.43
	6	GAO Y	1	-	-	1	100.00
	7	ZHONG H	25	-	22	47	53.19
	8	XU X	-	-	-	-	0.00
	9	ZHUANG Y	26	4	47	77	33.77
	10	WANG W	1	-	2	3	33.33
	11	ZHOU Y	-	-	-	-	0.00
	12	MIAO Y	2	-	1	3	66.67
Team Totals			112	18	127	257	43.58

Legend:	Avg. Average	Eff. % Efficiency	No. Shirt number	Succ. % Success %
----------------	---------------------	--------------------------	-------------------------	--------------------------




Cumulative Statistics by Skills


累积统计 (按技能排序)


As of SUN 06 AUG 2023 at 22:11

JPN - Japan

After 5 matches

Scoring Spike	No.	Name	Spikes	Faults	Shots	Total Attempts	Eff. %
	1	YOKOTA S	33	3	24	60	50.00
	2	NAKAJIMA S	43	8	58	109	32.11
	3	TAKAMA K	7	1	4	12	50.00
	4	GROMOS AY	-	-	-	-	0.00
	5	YAMANAKA H	10	-	8	18	55.56
	8	KOSA F	-	-	1	1	0.00
	10	KAWABATA H	-	-	-	-	0.00
	11	NAKAGAWA T	2	-	-	2	100.00
	12	SATO Y	71	12	64	147	40.14
	13	OYAMA H	23	5	26	54	33.33
	14	MIYABE A	55	12	54	121	35.54
	15	ISHIKURA S	5	1	10	16	25.00
	Team Totals		249	43	249	541	38.08

Scoring Block	No.	Name	Kill Blocks	Faults	Rebounds	Total Attempts	Avg. by Set
	1	YOKOTA S	7	11	7	25	0.41
	2	NAKAJIMA S	3	4	1	8	0.18
	3	TAKAMA K	-	-	-	-	0.00
	4	GROMOS AY	1	1	1	3	0.06
	5	YAMANAKA H	-	2	1	3	0.00
	8	KOSA F	-	-	-	-	0.00
	10	KAWABATA H	-	-	-	-	0.00
	11	NAKAGAWA T	-	3	1	4	0.00
	12	SATO Y	4	3	4	11	0.24
	13	OYAMA H	6	8	7	21	0.35
	14	MIYABE A	6	10	4	20	0.35
	15	ISHIKURA S	1	1	-	2	0.06
	Team Totals		28	44	26	98	1.65

Scoring Service	No.	Name	Aces	Faults	Serve Hits	Total Attempts	Avg. by Set
	1	YOKOTA S	4	4	37	45	0.24
	2	NAKAJIMA S	1	4	67	72	0.06
	3	TAKAMA K	-	-	1	1	0.00
	4	GROMOS AY	1	-	5	6	0.06
	5	YAMANAKA H	2	1	12	15	0.12
	8	KOSA F	-	-	-	-	0.00
	10	KAWABATA H	-	-	-	-	0.00
	11	NAKAGAWA T	1	1	60	62	0.06
	12	SATO Y	6	7	40	53	0.35
	13	OYAMA H	4	5	54	63	0.24
	14	MIYABE A	6	11	61	78	0.35
	15	ISHIKURA S	3	1	3	7	0.18
	Team Totals		28	34	340	402	1.65

Team	Opponent Errors & Team Faults	102	105
------	-------------------------------	-----	-----






Cumulative Statistics by Skills

累积统计 (按技能排序)

As of SUN 06 AUG 2023 at 22:11

JPN - Japan

After 5 matches

Non-Scoring Dig	No.	Name	Digs	Faults	Receptions	Total Attempts	Avg. by Set
	1	YOKOTA S	8	5	5	18	0.47
	2	NAKAJIMA S	24	7	23	54	1.41
	3	TAKAMA K	-	-	1	1	0.00
	4	GROMOS AY	2	-	1	3	0.12
	5	YAMANAKA H	3	2	2	7	0.18
	8	KOSA F	1	-	3	4	0.06
	10	KAWABATA H	44	21	28	93	2.59
	11	NAKAGAWA T	36	7	11	54	2.12
	12	SATO Y	20	5	12	37	1.18
	13	OYAMA H	8	2	6	16	0.47
	14	MIYABE A	37	13	17	67	2.18
	15	ISHIKURA S	1	1	3	5	0.06
	Team Totals		184	63	112	359	10.82
Non-Scoring Set	No.	Name	Running Sets	Faults	Still Sets	Total Attempts	Avg. by Set
	1	YOKOTA S	2	-	4	6	0.12
	2	NAKAJIMA S	6	1	3	10	0.35
	3	TAKAMA K	2	-	3	5	0.12
	4	GROMOS AY	-	-	2	2	0.00
	5	YAMANAKA H	2	-	1	3	0.12
	8	KOSA F	8	-	12	20	0.47
	10	KAWABATA H	15	-	21	36	0.88
	11	NAKAGAWA T	276	3	81	360	16.24
	12	SATO Y	3	-	9	12	0.18
	13	OYAMA H	5	-	4	9	0.29
	14	MIYABE A	7	-	6	13	0.41
	15	ISHIKURA S	-	-	-	-	0.00
	Team Totals		326	4	146	476	19.18
Non-Scoring Reception	No.	Name	Excellents	Faults	Serve Receptions	Total Attempts	Succ. %
	1	YOKOTA S	2	-	1	3	66.67
	2	NAKAJIMA S	34	9	38	81	41.98
	3	TAKAMA K	-	-	-	-	0.00
	4	GROMOS AY	-	-	-	-	0.00
	5	YAMANAKA H	1	-	1	2	50.00
	8	KOSA F	-	-	-	-	0.00
	10	KAWABATA H	37	3	25	65	56.92
	11	NAKAGAWA T	-	-	-	-	0.00
	12	SATO Y	28	-	24	52	53.85
	13	OYAMA H	-	-	3	3	0.00
	14	MIYABE A	27	2	24	53	50.94
	15	ISHIKURA S	3	2	1	6	50.00
	Team Totals		133	16	117	266	50.00

Legend:	Avg. Average	Eff. % Efficiency	No. Shirt number	Succ. % Success %
----------------	---------------------	--------------------------	-------------------------	--------------------------






Cumulative Statistics by Skills

累积统计 (按技能排序)

As of SUN 06 AUG 2023 at 20:16

ARG - Argentina

After 4 matches

Scoring Spike	No.	Name	Spikes	Faults	Shots	Total Attempts	Eff. %
	2	ALMEYDA B	14	1	12	27	48.15
	3	BRANDAN RB	-	-	-	-	0.00
	5	POLANIS CR	19	3	16	38	42.11
	6	NIEVA GV	16	4	18	38	31.58
	7	BENITEZ A	1	-	5	6	16.67
	8	PICCOLO SA	29	5	50	84	28.57
	9	REINOSO RE	11	5	18	34	17.65
	12	HOLZMAISTERS J	7	5	10	22	9.09
	14	NIELSON RAMELLA DV	20	6	50	76	18.42
	15	TORINO SY	-	-	-	-	0.00
	17	CORBALAN MDLP	19	8	42	69	15.94
	19	GIRAUDO ESCURRA C	12	5	29	46	15.22
	Team Totals		151	43	255	449	24.05
Scoring Block	No.	Name	Kill Blocks	Faults	Rebounds	Total Attempts	Avg. by Set
	2	ALMEYDA B	6	4	4	14	0.50
	3	BRANDAN RB	-	-	-	-	0.00
	5	POLANIS CR	7	13	6	26	0.58
	6	NIEVA GV	3	2	2	7	0.25
	7	BENITEZ A	-	3	7	10	0.00
	8	PICCOLO SA	3	3	3	9	0.25
	9	REINOSO RE	-	-	-	-	0.00
	12	HOLZMAISTERS J	2	1	4	7	0.17
	14	NIELSON RAMELLA DV	-	3	1	4	0.00
	15	TORINO SY	-	-	-	-	0.00
	17	CORBALAN MDLP	1	7	2	10	0.08
	19	GIRAUDO ESCURRA C	1	-	3	4	0.08
	Team Totals		23	36	32	91	1.92
Scoring Service	No.	Name	Aces	Faults	Serve Hits	Total Attempts	Avg. by Set
	2	ALMEYDA B	2	3	20	25	0.17
	3	BRANDAN RB	-	2	9	11	0.00
	5	POLANIS CR	3	2	32	37	0.25
	6	NIEVA GV	1	7	8	16	0.08
	7	BENITEZ A	1	2	42	45	0.08
	8	PICCOLO SA	-	1	25	26	0.00
	9	REINOSO RE	-	-	6	6	0.00
	12	HOLZMAISTERS J	-	2	13	15	0.00
	14	NIELSON RAMELLA DV	4	2	34	40	0.33
	15	TORINO SY	-	-	-	-	0.00
	17	CORBALAN MDLP	3	1	22	26	0.25
	19	GIRAUDO ESCURRA C	1	4	13	18	0.08
	Team Totals		15	26	225	266	1.25
Team	Opponent Errors & Team Faults		78	42			






Cumulative Statistics by Skills

累积统计 (按技能排序)

As of SUN 06 AUG 2023 at 20:16

ARG - Argentina

After 4 matches

Non-Scoring Dig	No.	Name	Digs	Faults	Receptions	Total Attempts	Avg. by Set
	2	ALMEYDA B	6	2	2	10	0.50
	3	BRANDAN RB	1	6	5	12	0.08
	5	POLANIS CR	5	6	4	15	0.42
	6	NIEVA GV	5	-	2	7	0.42
	7	BENITEZ A	20	9	13	42	1.67
	8	PICCOLO SA	16	17	12	45	1.33
	9	REINOSO RE	6	5	4	15	0.50
	12	HOLZMAISTERS J	-	2	1	3	0.00
	14	NIELSON RAMELLA DV	22	21	17	60	1.83
	15	TORINO SY	42	20	28	90	3.50
	17	CORBALAN MDLP	9	7	12	28	0.75
	19	GIRAUDO ESCURRA C	7	6	5	18	0.58
	Team Totals		140	101	106	347	11.67
Non-Scoring Set	No.	Name	Running Sets	Faults	Still Sets	Total Attempts	Avg. by Set
	2	ALMEYDA B	-	-	1	1	0.00
	3	BRANDAN RB	15	-	19	34	1.25
	5	POLANIS CR	2	-	2	4	0.17
	6	NIEVA GV	-	2	-	2	0.00
	7	BENITEZ A	82	1	33	116	6.83
	8	PICCOLO SA	5	-	3	8	0.42
	9	REINOSO RE	3	-	1	4	0.25
	12	HOLZMAISTERS J	-	-	1	1	0.00
	14	NIELSON RAMELLA DV	4	-	7	11	0.33
	15	TORINO SY	8	-	19	27	0.67
	17	CORBALAN MDLP	1	-	2	3	0.08
	19	GIRAUDO ESCURRA C	1	-	2	3	0.08
	Team Totals		121	3	90	214	10.08
Non-Scoring Reception	No.	Name	Excellents	Faults	Serve Receptions	Total Attempts	Succ. %
	2	ALMEYDA B	1	-	-	1	100.00
	3	BRANDAN RB	-	-	-	-	0.00
	5	POLANIS CR	1	1	-	2	50.00
	6	NIEVA GV	-	-	1	1	0.00
	7	BENITEZ A	1	-	-	1	100.00
	8	PICCOLO SA	36	3	22	61	59.02
	9	REINOSO RE	13	-	6	19	68.42
	12	HOLZMAISTERS J	2	-	1	3	66.67
	14	NIELSON RAMELLA DV	41	3	21	65	63.08
	15	TORINO SY	28	3	13	44	63.64
	17	CORBALAN MDLP	3	-	-	3	100.00
	19	GIRAUDO ESCURRA C	18	2	9	29	62.07
	Team Totals		145	12	73	230	63.04

Legend:

Avg. Average Eff.% Efficiency No. Shirt number Succ.% Success %






Cumulative Statistics by Skills

累积统计 (按技能排序)

As of SUN 06 AUG 2023 at 20:27

BRA - Brazil

After 5 matches

Scoring Spike	No.	Name	Spikes	Faults	Shots	Total Attempts	Eff. %
	1	Bruna GDC	1	-	1	2	50.00
	4	Jussara Maria TDS	43	2	31	76	53.95
	5	Natalia PD	8	5	15	28	10.71
	6	Sabrina DJM	71	15	93	179	31.28
	7	Lais CDL	-	-	1	1	0.00
	8	Lenara BB	3	-	10	13	23.08
	9	Lyara BM	1	-	10	11	9.09
	10	Sabrina LG	31	7	51	89	26.97
	11	Maria Eduarda LDO	10	-	9	19	52.63
	13	Camila MDS	81	16	66	163	39.88
	14	Mikaella DSC	-	-	-	-	0.00
	19	Leticya FDSP	15	4	12	31	35.48
	Team Totals		264	49	305	618	34.79
Scoring Block	No.	Name	Kill Blocks	Faults	Rebounds	Total Attempts	Avg. by Set
	1	Bruna GDC	-	-	1	1	0.00
	4	Jussara Maria TDS	13	28	13	54	0.65
	5	Natalia PD	1	7	1	9	0.05
	6	Sabrina DJM	8	8	6	22	0.40
	7	Lais CDL	-	-	-	-	0.00
	8	Lenara BB	9	8	6	23	0.45
	9	Lyara BM	3	5	-	8	0.15
	10	Sabrina LG	4	6	5	15	0.20
	11	Maria Eduarda LDO	1	3	-	4	0.05
	13	Camila MDS	5	5	5	15	0.25
	14	Mikaella DSC	-	-	-	-	0.00
	19	Leticya FDSP	9	7	3	19	0.45
	Team Totals		54	78	40	172	2.70
Scoring Service	No.	Name	Aces	Faults	Serve Hits	Total Attempts	Avg. by Set
	1	Bruna GDC	-	-	3	3	0.00
	4	Jussara Maria TDS	5	9	67	81	0.25
	5	Natalia PD	-	-	24	24	0.00
	6	Sabrina DJM	6	8	60	74	0.30
	7	Lais CDL	-	-	-	-	0.00
	8	Lenara BB	1	1	13	15	0.05
	9	Lyara BM	4	1	70	75	0.20
	10	Sabrina LG	6	3	65	74	0.30
	11	Maria Eduarda LDO	-	1	1	2	0.00
	13	Camila MDS	1	8	37	46	0.05
	14	Mikaella DSC	-	3	12	15	0.00
	19	Leticya FDSP	2	4	34	40	0.10
	Team Totals		25	38	386	449	1.25
Team	Opponent Errors & Team Faults		103	162			






Cumulative Statistics by Skills

累积统计 (按技能排序)

As of SUN 06 AUG 2023 at 20:27

BRA - Brazil

After 5 matches

Non-Scoring Dig	No.	Name	Digs	Faults	Receptions	Total Attempts	Avg. by Set
	1	Bruna GDC	1	1	3	5	0.05
	4	Jussara Maria TDS	6	2	5	13	0.30
	5	Natalia PD	2	3	14	19	0.10
	6	Sabrina DJM	9	13	38	60	0.45
	7	Lais CDL	22	11	46	79	1.10
	8	Lenara BB	-	3	3	6	0.00
	9	Lyara BM	9	11	29	49	0.45
	10	Sabrina LG	13	16	29	58	0.65
	11	Maria Eduarda LDO	-	-	4	4	0.00
	13	Camila MDS	9	7	17	33	0.45
	14	Mikaella DSC	1	1	2	4	0.05
	19	Leticya FDSP	2	6	8	16	0.10
	Team Totals		74	74	201	349	3.70
Non-Scoring Set	No.	Name	Running Sets	Faults	Still Sets	Total Attempts	Avg. by Set
	1	Bruna GDC	-	-	-	-	0.00
	4	Jussara Maria TDS	1	-	7	8	0.05
	5	Natalia PD	-	-	3	3	0.00
	6	Sabrina DJM	6	-	13	19	0.30
	7	Lais CDL	15	-	17	32	0.75
	8	Lenara BB	1	-	3	4	0.05
	9	Lyara BM	343	1	96	440	17.15
	10	Sabrina LG	2	-	4	6	0.10
	11	Maria Eduarda LDO	1	-	-	1	0.05
	13	Camila MDS	4	1	3	8	0.20
	14	Mikaella DSC	15	1	30	46	0.75
	19	Leticya FDSP	2	-	3	5	0.10
	Team Totals		391	3	180	574	19.55
Non-Scoring Reception	No.	Name	Excellents	Faults	Serve Receptions	Total Attempts	Succ. %
	1	Bruna GDC	1	-	1	2	50.00
	4	Jussara Maria TDS	3	-	-	3	100.00
	5	Natalia PD	19	-	14	33	57.58
	6	Sabrina DJM	56	3	46	105	53.33
	7	Lais CDL	35	2	37	74	47.30
	8	Lenara BB	-	-	-	-	0.00
	9	Lyara BM	2	-	-	2	100.00
	10	Sabrina LG	76	4	63	143	53.15
	11	Maria Eduarda LDO	1	-	2	3	33.33
	13	Camila MDS	2	-	1	3	66.67
	14	Mikaella DSC	-	-	-	-	0.00
	19	Leticya FDSP	1	1	-	2	50.00
	Team Totals		196	10	165	371	52.83

Legend:	Avg. Average	Eff. % Efficiency	No. Shirt number	Succ. % Success %
----------------	---------------------	--------------------------	-------------------------	--------------------------






Cumulative Statistics by Skills

累积统计 (按技能排序)

As of SUN 06 AUG 2023 at 20:44

CZE - Czech Republic

After 5 matches

Scoring Spike	No.	Name	Spikes	Faults	Shots	Total Attempts	Eff. %
	2	VIRTOVA V	17	4	40	61	21.31
	4	CHALOUPKOVA B	-	1	1	2	0.00
	6	SMIDOVA N	14	2	8	24	50.00
	8	KUNIKOVA K	43	17	65	125	20.80
	9	SVOBODOVA E	53	16	70	139	26.62
	10	BENEDIKTOVA A	4	4	7	15	0.00
	11	GRABOVSKA K	-	-	2	2	0.00
	12	DLOUHA M	20	9	17	46	23.91
	14	KOLAROVA L	-	-	1	1	0.00
	15	KNEIFLOVA E	20	1	23	44	43.18
	19	WEIDENTHALEROVA A	-	-	5	5	0.00
	27	KALHOUSOVA L	13	10	39	62	4.84
	Team Totals		186	64	279	529	23.06
Scoring Block	No.	Name	Kill Blocks	Faults	Rebounds	Total Attempts	Avg. by Set
	2	VIRTOVA V	-	3	4	7	0.00
	4	CHALOUPKOVA B	-	-	-	-	0.00
	6	SMIDOVA N	2	6	4	12	0.13
	8	KUNIKOVA K	1	5	-	6	0.06
	9	SVOBODOVA E	3	5	8	16	0.19
	10	BENEDIKTOVA A	2	-	2	4	0.13
	11	GRABOVSKA K	-	2	-	2	0.00
	12	DLOUHA M	13	10	4	27	0.81
	14	KOLAROVA L	-	-	-	-	0.00
	15	KNEIFLOVA E	9	9	11	29	0.56
	19	WEIDENTHALEROVA A	-	-	-	-	0.00
	27	KALHOUSOVA L	3	6	1	10	0.19
	Team Totals		33	46	34	113	2.06
Scoring Service	No.	Name	Aces	Faults	Serve Hits	Total Attempts	Avg. by Set
	2	VIRTOVA V	1	2	19	22	0.06
	4	CHALOUPKOVA B	2	2	11	15	0.13
	6	SMIDOVA N	1	2	44	47	0.06
	8	KUNIKOVA K	3	10	24	37	0.19
	9	SVOBODOVA E	5	11	38	54	0.31
	10	BENEDIKTOVA A	1	2	12	15	0.06
	11	GRABOVSKA K	2	1	22	25	0.13
	12	DLOUHA M	4	11	30	45	0.25
	14	KOLAROVA L	-	-	-	-	0.00
	15	KNEIFLOVA E	4	7	36	47	0.25
	19	WEIDENTHALEROVA A	-	-	1	1	0.00
	27	KALHOUSOVA L	1	7	18	26	0.06
	Team Totals		24	55	256	335	1.50
Team	Opponent Errors & Team Faults		88	94			




Cumulative Statistics by Skills


累积统计 (按技能排序)


As of SUN 06 AUG 2023 at 20:44

CZE - Czech Republic

After 5 matches

Non-Scoring Dig	No.	Name	Digs	Faults	Receptions	Total Attempts	Avg. by Set
	2	VIRTOVA V	9	3	1	13	0.56
	4	CHALOUPKOVA B	7	1	6	14	0.44
	6	SMIDOVA N	13	12	9	34	0.81
	8	KUNIKOVA K	17	7	5	29	1.06
	9	SVOBODOVA E	21	12	13	46	1.31
	10	BENEDIKTOVA A	2	3	3	8	0.13
	11	GRABOVSKA K	3	4	3	10	0.19
	12	DLOUHA M	8	2	6	16	0.50
	14	KOLAROVA L	47	41	30	118	2.94
	15	KNEIFLOVA E	7	6	-	13	0.44
	19	WEIDENTHALEROVA A	1	1	-	2	0.06
	27	KALHOUSOVA L	15	7	12	34	0.94
	Team Totals		152	100	89	341	9.50

Non-Scoring Set	No.	Name	Running Sets	Faults	Still Sets	Total Attempts	Avg. by Set
	2	VIRTOVA V	1	-	5	6	0.06
	4	CHALOUPKOVA B	1	-	3	4	0.06
	6	SMIDOVA N	158	5	60	223	9.88
	8	KUNIKOVA K	5	-	5	10	0.31
	9	SVOBODOVA E	8	-	5	13	0.50
	10	BENEDIKTOVA A	1	-	2	3	0.06
	11	GRABOVSKA K	43	2	42	87	2.69
	12	DLOUHA M	4	-	6	10	0.25
	14	KOLAROVA L	6	1	14	21	0.38
	15	KNEIFLOVA E	1	-	4	5	0.06
	19	WEIDENTHALEROVA A	-	-	-	-	0.00
	27	KALHOUSOVA L	2	-	6	8	0.13
	Team Totals		230	8	155	393	14.38

Non-Scoring Reception	No.	Name	Excellents	Faults	Serve Receptions	Total Attempts	Succ. %
	2	VIRTOVA V	18	1	17	36	50.00
	4	CHALOUPKOVA B	12	-	4	16	75.00
	6	SMIDOVA N	2	-	-	2	100.00
	8	KUNIKOVA K	-	-	-	-	0.00
	9	SVOBODOVA E	55	8	52	115	47.83
	10	BENEDIKTOVA A	3	-	-	3	100.00
	11	GRABOVSKA K	-	-	-	-	0.00
	12	DLOUHA M	-	1	-	1	0.00
	14	KOLAROVA L	57	8	40	105	54.29
	15	KNEIFLOVA E	2	1	-	3	66.67
	19	WEIDENTHALEROVA A	4	-	1	5	80.00
	27	KALHOUSOVA L	23	7	34	64	35.94
	Team Totals		176	26	148	350	50.29

Legend:	Avg. Average	Eff. % Efficiency	No. Shirt number	Succ. % Success %
----------------	---------------------	--------------------------	-------------------------	--------------------------




Cumulative Statistics by Skills


累积统计 (按技能排序)


As of SUN 06 AUG 2023 at 20:43

COL - Colombia

After 4 matches

Scoring Spike	No.	Name	Spikes	Faults	Shots	Total Attempts	Eff. %
	2	CAMILA AD	-	-	2	2	0.00
	3	DANIELA VS	-	-	3	3	0.00
	4	ANA MARIA ZL	1	-	1	2	50.00
	6	MARIA ISABEL VC	8	1	13	22	31.82
	8	ISABEL CRISTINA HA	5	1	4	10	40.00
	9	ELIZABETH RV	-	-	1	1	0.00
	10	CATALINA LC	24	14	73	111	9.01
	14	MARIANA VL	37	15	64	116	18.97
	15	SOFIA CP	26	16	53	95	10.53
	16	SOFIA RZ	-	-	2	2	0.00
Team Totals			102	47	218	367	14.99

Scoring Block	No.	Name	Kill Blocks	Faults	Rebounds	Total Attempts	Avg. by Set
	2	CAMILA AD	1	1	1	3	0.08
	3	DANIELA VS	-	-	-	-	0.00
	4	ANA MARIA ZL	-	-	-	-	0.00
	6	MARIA ISABEL VC	3	7	1	11	0.25
	8	ISABEL CRISTINA HA	-	5	2	7	0.00
	9	ELIZABETH RV	-	-	-	-	0.00
	10	CATALINA LC	1	7	3	11	0.08
	14	MARIANA VL	1	5	3	9	0.08
	15	SOFIA CP	3	1	2	6	0.25
	16	SOFIA RZ	-	1	-	1	0.00
Team Totals			10	27	12	49	0.83

Scoring Service	No.	Name	Aces	Faults	Serve Hits	Total Attempts	Avg. by Set
	2	CAMILA AD	3	3	10	16	0.25
	3	DANIELA VS	-	4	8	12	0.00
	4	ANA MARIA ZL	2	2	18	22	0.17
	6	MARIA ISABEL VC	3	2	17	22	0.25
	8	ISABEL CRISTINA HA	4	6	12	22	0.33
	9	ELIZABETH RV	-	-	-	-	0.00
	10	CATALINA LC	2	3	25	30	0.17
	14	MARIANA VL	2	6	31	39	0.17
	15	SOFIA CP	5	2	35	42	0.42
	16	SOFIA RZ	-	-	2	2	0.00
Team Totals			21	29	159	209	1.75

Team	Opponent Errors & Team Faults	66	107
-------------	--	----	-----






Cumulative Statistics by Skills

累积统计 (按技能排序)

As of SUN 06 AUG 2023 at 20:43

COL - Colombia

After 4 matches

Non-Scoring Dig	No.	Name	Digs	Faults	Receptions	Total Attempts	Avg. by Set
	2	CAMILA AD	-	-	2	2	0.00
	3	DANIELA VS	6	4	-	10	0.50
	4	ANA MARIA ZL	10	1	7	18	0.83
	6	MARIA ISABEL VC	3	-	4	7	0.25
	8	ISABEL CRISTINA HA	2	-	3	5	0.17
	9	ELIZABETH RV	20	25	19	64	1.67
	10	CATALINA LC	11	7	11	29	0.92
	14	MARIANA VL	16	7	12	35	1.33
	15	SOFIA CP	19	9	10	38	1.58
	16	SOFIA RZ	2	1	2	5	0.17
	Team Totals		90	54	71	215	7.50
Non-Scoring Set	No.	Name	Running Sets	Faults	Still Sets	Total Attempts	Avg. by Set
	2	CAMILA AD	1	-	1	2	0.08
	3	DANIELA VS	38	3	71	112	3.17
	4	ANA MARIA ZL	111	2	66	179	9.25
	6	MARIA ISABEL VC	-	-	2	2	0.00
	8	ISABEL CRISTINA HA	2	-	2	4	0.17
	9	ELIZABETH RV	11	-	16	27	0.92
	10	CATALINA LC	8	-	5	13	0.67
	14	MARIANA VL	1	1	6	8	0.08
	15	SOFIA CP	2	-	-	2	0.17
	16	SOFIA RZ	4	-	10	14	0.33
	Team Totals		178	6	182	366	14.83
Non-Scoring Reception	No.	Name	Excellents	Faults	Serve Receptions	Total Attempts	Succ. %
	2	CAMILA AD	2	-	-	2	100.00
	3	DANIELA VS	-	-	-	-	0.00
	4	ANA MARIA ZL	-	-	-	-	0.00
	6	MARIA ISABEL VC	-	-	-	-	0.00
	8	ISABEL CRISTINA HA	-	-	2	2	0.00
	9	ELIZABETH RV	32	5	44	81	39.51
	10	CATALINA LC	40	3	33	76	52.63
	14	MARIANA VL	33	7	31	71	46.48
	15	SOFIA CP	1	-	-	1	100.00
	16	SOFIA RZ	1	-	-	1	100.00
	Team Totals		109	15	110	234	46.58

Legend:	Avg. Average	Eff. % Efficiency	No. Shirt number	Succ. % Success %
----------------	---------------------	--------------------------	-------------------------	--------------------------






Cumulative Statistics by Skills

累积统计 (按技能排序)

As of SUN 06 AUG 2023 at 20:39

GER - Germany

After 5 matches

Scoring Spike	No.	Name	Spikes	Faults	Shots	Total Attempts	Eff. %
	1	AGBORTABI V	13	4	34	51	17.65
	8	FERNAU P	1	-	1	2	50.00
	20	WESKE EF	27	8	45	80	23.75
	26	HOLZIG A	37	6	46	89	34.83
	28	KELLER LT	26	4	51	81	27.16
	29	LEWELING P	33	1	39	73	43.84
	35	VAN CLEWE L	14	1	23	38	34.21
	36	SILGE WH	19	3	25	47	34.04
	37	KUHL AH	7	1	7	15	40.00
	40	JATZKO RV	39	3	51	93	38.71
	43	KOHN HE	2	1	8	11	9.09
	46	NESTLER PM	-	-	-	-	0.00
	Team Totals		218	32	331	581	32.01
Scoring Block	No.	Name	Kill Blocks	Faults	Rebounds	Total Attempts	Avg. by Set
	1	AGBORTABI V	2	3	4	9	0.11
	8	FERNAU P	-	1	1	2	0.00
	20	WESKE EF	4	6	8	18	0.22
	26	HOLZIG A	3	6	5	14	0.17
	28	KELLER LT	4	2	3	9	0.22
	29	LEWELING P	2	4	2	8	0.11
	35	VAN CLEWE L	5	19	10	34	0.28
	36	SILGE WH	5	8	8	21	0.28
	37	KUHL AH	2	3	1	6	0.11
	40	JATZKO RV	5	6	1	12	0.28
	43	KOHN HE	2	5	2	9	0.11
	46	NESTLER PM	-	-	-	-	0.00
	Team Totals		34	63	45	142	1.89
Scoring Service	No.	Name	Aces	Faults	Serve Hits	Total Attempts	Avg. by Set
	1	AGBORTABI V	1	-	16	17	0.06
	8	FERNAU P	-	2	11	13	0.00
	20	WESKE EF	-	3	17	20	0.00
	26	HOLZIG A	9	4	35	48	0.50
	28	KELLER LT	1	3	38	42	0.06
	29	LEWELING P	4	3	41	48	0.22
	35	VAN CLEWE L	2	6	35	43	0.11
	36	SILGE WH	2	7	35	44	0.11
	37	KUHL AH	-	2	10	12	0.00
	40	JATZKO RV	-	1	23	24	0.00
	43	KOHN HE	2	6	40	48	0.11
	46	NESTLER PM	-	-	-	-	0.00
	Team Totals		21	37	301	359	1.17
Team	Opponent Errors & Team Faults		88	85			






Cumulative Statistics by Skills

累积统计 (按技能排序)

As of SUN 06 AUG 2023 at 20:39

GER - Germany

After 5 matches

Non-Scoring Dig	No.	Name	Digs	Faults	Receptions	Total Attempts	Avg. by Set
	1	AGBORTABI V	8	8	10	26	0.44
	8	FERNAU P	5	6	2	13	0.28
	20	WESKE EF	13	3	10	26	0.72
	26	HOLZIG A	13	9	15	37	0.72
	28	KELLER LT	17	11	6	34	0.94
	29	LEWELING P	20	15	6	41	1.11
	35	VAN CLEWE L	7	3	1	11	0.39
	36	SILGE WH	3	8	5	16	0.17
	37	KUHL AH	-	2	-	2	0.00
	40	JATZKO RV	19	14	2	35	1.06
	43	KOHN HE	27	12	5	44	1.50
	46	NESTLER PM	46	41	39	126	2.56
	Team Totals		179	132	102	413	9.94
Non-Scoring Set	No.	Name	Running Sets	Faults	Still Sets	Total Attempts	Avg. by Set
	1	AGBORTABI V	-	-	1	1	0.00
	8	FERNAU P	17	2	32	51	0.94
	20	WESKE EF	-	-	-	-	0.00
	26	HOLZIG A	-	-	1	1	0.00
	28	KELLER LT	4	-	3	7	0.22
	29	LEWELING P	-	-	2	2	0.00
	35	VAN CLEWE L	-	-	3	3	0.00
	36	SILGE WH	3	1	2	6	0.17
	37	KUHL AH	1	-	-	1	0.06
	40	JATZKO RV	2	1	-	3	0.11
	43	KOHN HE	82	4	46	132	4.56
	46	NESTLER PM	7	-	9	16	0.39
	Team Totals		116	8	99	223	6.44
Non-Scoring Reception	No.	Name	Excellents	Faults	Serve Receptions	Total Attempts	Succ. %
	1	AGBORTABI V	32	4	12	48	66.67
	8	FERNAU P	-	-	-	-	0.00
	20	WESKE EF	-	-	-	-	0.00
	26	HOLZIG A	32	1	31	64	50.00
	28	KELLER LT	5	-	-	5	100.00
	29	LEWELING P	48	4	31	83	57.83
	35	VAN CLEWE L	-	-	1	1	0.00
	36	SILGE WH	4	-	-	4	100.00
	37	KUHL AH	-	-	1	1	0.00
	40	JATZKO RV	26	3	21	50	52.00
	43	KOHN HE	-	-	-	-	0.00
	46	NESTLER PM	56	4	31	91	61.54
	Team Totals		203	16	128	347	58.50

Legend:	Avg. Average	Eff. % Efficiency	No. Shirt number	Succ. % Success %
----------------	---------------------	--------------------------	-------------------------	--------------------------






Cumulative Statistics by Skills

累积统计 (按技能排序)

As of SUN 06 AUG 2023 at 20:41

HKG - Hong Kong, China

After 5 matches

Scoring Spike	No.	Name	Spikes	Faults	Shots	Total Attempts	Eff. %
	2	CHAN MW	27	6	54	87	24.14
	4	NG WL	-	-	-	-	0.00
	5	HO KY	3	-	6	9	33.33
	6	WONG SW	4	-	5	9	44.44
	7	SHUM L	27	7	56	90	22.22
	8	CHIM WL	63	14	80	157	31.21
	10	TSE LL	3	-	5	8	37.50
	12	YIM WN	15	3	25	43	27.91
	14	SUEN YT	8	2	6	16	37.50
	15	LAM TCP	4	2	10	16	12.50
	17	FONG KY	14	1	28	43	30.23
	18	CHEUNG HNM	-	-	1	1	0.00
	Team Totals		170	35	276	481	28.07
Scoring Block	No.	Name	Kill Blocks	Faults	Rebounds	Total Attempts	Avg. by Set
	2	CHAN MW	2	5	-	7	0.13
	4	NG WL	-	-	-	-	0.00
	5	HO KY	2	2	1	5	0.13
	6	WONG SW	2	-	-	2	0.13
	7	SHUM L	-	1	5	6	0.00
	8	CHIM WL	6	4	1	11	0.40
	10	TSE LL	-	-	-	-	0.00
	12	YIM WN	9	10	7	26	0.60
	14	SUEN YT	1	4	1	6	0.07
	15	LAM TCP	-	2	-	2	0.00
	17	FONG KY	1	9	7	17	0.07
	18	CHEUNG HNM	-	-	-	-	0.00
	Team Totals		23	37	22	82	1.53
Scoring Service	No.	Name	Aces	Faults	Serve Hits	Total Attempts	Avg. by Set
	2	CHAN MW	3	1	52	56	0.20
	4	NG WL	-	-	-	-	0.00
	5	HO KY	1	1	4	6	0.07
	6	WONG SW	3	3	37	43	0.20
	7	SHUM L	-	5	23	28	0.00
	8	CHIM WL	2	4	34	40	0.13
	10	TSE LL	-	-	10	10	0.00
	12	YIM WN	3	5	43	51	0.20
	14	SUEN YT	-	-	17	17	0.00
	15	LAM TCP	1	-	6	7	0.07
	17	FONG KY	2	3	24	29	0.13
	18	CHEUNG HNM	-	-	-	-	0.00
	Team Totals		15	22	250	287	1.00
Team	Opponent Errors & Team Faults		79	89			






Cumulative Statistics by Skills

累积统计 (按技能排序)

As of SUN 06 AUG 2023 at 20:41

HKG - Hong Kong, China

After 5 matches

Non-Scoring Dig	No.	Name	Digs	Faults	Receptions	Total Attempts	Avg. by Set
	2	CHAN MW	21	19	11	51	1.40
	4	NG WL	-	-	-	-	0.00
	5	HO KY	2	1	1	4	0.13
	6	WONG SW	24	5	3	32	1.60
	7	SHUM L	24	16	7	47	1.60
	8	CHIM WL	22	16	11	49	1.47
	10	TSE LL	3	4	1	8	0.20
	12	YIM WN	11	6	7	24	0.73
	14	SUEN YT	4	7	3	14	0.27
	15	LAM TCP	-	4	-	4	0.00
	17	FONG KY	3	3	-	6	0.20
	18	CHEUNG HNM	41	34	26	101	2.73
	Team Totals		155	115	72	342	10.33
Non-Scoring Set	No.	Name	Running Sets	Faults	Still Sets	Total Attempts	Avg. by Set
	2	CHAN MW	2	-	6	8	0.13
	4	NG WL	-	-	-	-	0.00
	5	HO KY	-	-	1	1	0.00
	6	WONG SW	117	4	48	169	7.80
	7	SHUM L	1	-	2	3	0.07
	8	CHIM WL	2	1	6	9	0.13
	10	TSE LL	1	-	2	3	0.07
	12	YIM WN	3	-	1	4	0.20
	14	SUEN YT	20	3	41	64	1.33
	15	LAM TCP	1	-	2	3	0.07
	17	FONG KY	2	-	2	4	0.13
	18	CHEUNG HNM	13	-	24	37	0.87
	Team Totals		163	8	135	306	10.87
Non-Scoring Reception	No.	Name	Excellents	Faults	Serve Receptions	Total Attempts	Succ. %
	2	CHAN MW	44	5	35	84	52.38
	4	NG WL	-	-	-	-	0.00
	5	HO KY	-	-	-	-	0.00
	6	WONG SW	-	-	1	1	0.00
	7	SHUM L	1	-	-	1	100.00
	8	CHIM WL	34	9	34	77	44.16
	10	TSE LL	10	2	9	21	47.62
	12	YIM WN	-	-	-	-	0.00
	14	SUEN YT	-	-	-	-	0.00
	15	LAM TCP	5	1	4	10	50.00
	17	FONG KY	-	-	-	-	0.00
	18	CHEUNG HNM	55	7	38	100	55.00
	Team Totals		149	24	121	294	50.68

Legend:	Avg. Average	Eff. % Efficiency	No. Shirt number	Succ. % Success %
----------------	---------------------	--------------------------	-------------------------	--------------------------






Cumulative Statistics by Skills

累积统计 (按技能排序)

As of SUN 06 AUG 2023 at 20:34

IND - India

After 4 matches

Scoring Spike	No.	Name	Spikes	Faults	Shots	Total Attempts	Eff. %
	1	KUMARI S	-	-	-	-	0.00
	2	Mamali N	1	-	-	1	100.00
	3	ShibaniNI P	1	1	7	9	0.00
	4	Veena K	26	15	62	103	10.68
	5	Arya K	1	-	-	1	100.00
	6	Roli P	16	11	48	75	6.67
	7	SHUKLA PD	13	1	29	43	27.91
	8	Bothini R	25	8	37	70	24.29
	9	Athira R	1	-	18	19	5.26
	10	Neha	5	5	13	23	0.00
	12	PULLARI AS	-	-	3	3	0.00
	17	KOZHOTHTHAZHAM SHANOJ SL	6	2	15	23	17.39
	Team Totals		95	43	232	370	14.05
Scoring Block	No.	Name	Kill Blocks	Faults	Rebounds	Total Attempts	Avg. by Set
	1	KUMARI S	-	-	-	-	0.00
	2	Mamali N	-	1	-	1	0.00
	3	ShibaniNI P	-	1	-	1	0.00
	4	Veena K	3	3	-	6	0.25
	5	Arya K	-	-	-	-	0.00
	6	Roli P	2	3	6	11	0.17
	7	SHUKLA PD	1	7	9	17	0.08
	8	Bothini R	1	2	2	5	0.08
	9	Athira R	-	1	1	2	0.00
	10	Neha	-	3	-	3	0.00
	12	PULLARI AS	2	4	-	6	0.17
	17	KOZHOTHTHAZHAM SHANOJ SL	3	9	11	23	0.25
	Team Totals		12	34	30	76	1.00
Scoring Service	No.	Name	Aces	Faults	Serve Hits	Total Attempts	Avg. by Set
	1	KUMARI S	-	-	-	-	0.00
	2	Mamali N	-	-	1	1	0.00
	3	ShibaniNI P	-	-	3	3	0.00
	4	Veena K	1	3	30	34	0.08
	5	Arya K	-	1	1	2	0.00
	6	Roli P	4	6	22	32	0.33
	7	SHUKLA PD	-	3	26	29	0.00
	8	Bothini R	-	-	19	19	0.00
	9	Athira R	-	-	26	26	0.00
	10	Neha	-	-	4	4	0.00
	12	PULLARI AS	-	1	3	4	0.00
	17	KOZHOTHTHAZHAM SHANOJ SL	-	3	21	24	0.00
	Team Totals		5	17	156	178	0.42
Team	Opponent Errors & Team Faults		65	106			






Cumulative Statistics by Skills

累积统计 (按技能排序)

As of SUN 06 AUG 2023 at 20:34

IND - India

After 4 matches

Non-Scoring Dig	No.	Name	Digs	Faults	Receptions	Total Attempts	Avg. by Set
	1	KUMARI S	27	17	13	57	2.25
	2	Mamali N	-	1	-	1	0.00
	3	ShibaniNI P	4	-	-	4	0.33
	4	Veena K	27	16	10	53	2.25
	5	Arya K	-	-	-	-	0.00
	6	Roli P	14	4	8	26	1.17
	7	SHUKLA PD	5	3	1	9	0.42
	8	Bothini R	18	2	4	24	1.50
	9	Athira R	15	5	4	24	1.25
	10	Neha	3	7	1	11	0.25
	12	PULLARI AS	5	1	1	7	0.42
	17	KOZHOTHHAZHAM SHANOJ SL	4	3	2	9	0.33
	Team Totals		123	59	45	227	10.25
Non-Scoring Set	No.	Name	Running Sets	Faults	Still Sets	Total Attempts	Avg. by Set
	1	KUMARI S	10	-	15	25	0.83
	2	Mamali N	2	-	4	6	0.17
	3	ShibaniNI P	-	-	1	1	0.00
	4	Veena K	3	-	7	10	0.25
	5	Arya K	-	1	-	1	0.00
	6	Roli P	4	2	5	11	0.33
	7	SHUKLA PD	5	-	3	8	0.42
	8	Bothini R	-	1	2	3	0.00
	9	Athira R	120	8	70	198	10.00
	10	Neha	2	-	1	3	0.17
	12	PULLARI AS	-	-	2	2	0.00
	17	KOZHOTHHAZHAM SHANOJ SL	2	-	-	2	0.17
	Team Totals		148	12	110	270	12.33
Non-Scoring Reception	No.	Name	Excellents	Faults	Serve Receptions	Total Attempts	Succ. %
	1	KUMARI S	31	3	27	61	50.82
	2	Mamali N	-	-	-	-	0.00
	3	ShibaniNI P	3	1	6	10	30.00
	4	Veena K	52	10	31	93	55.91
	5	Arya K	-	-	-	-	0.00
	6	Roli P	10	2	7	19	52.63
	7	SHUKLA PD	-	-	-	-	0.00
	8	Bothini R	13	9	15	37	35.14
	9	Athira R	-	-	-	-	0.00
	10	Neha	27	3	12	42	64.29
	12	PULLARI AS	-	-	1	1	0.00
	17	KOZHOTHHAZHAM SHANOJ SL	1	-	1	2	50.00
	Team Totals		137	28	100	265	51.70






Cumulative Statistics by Skills

累积统计 (按技能排序)

As of SUN 06 AUG 2023 at 20:29

ITA - Italy

After 5 matches

Scoring Spike	No.	Name	Spikes	Faults	Shots	Total Attempts	Eff. %
	5	BATTISTONI I	1	-	1	2	50.00
	22	PANETONI S	4	1	4	9	33.33
	25	GARDINI B	33	1	20	54	59.26
	26	DIOP B	70	16	68	154	35.06
	27	CARLETTI F	32	7	36	75	33.33
	28	FROSINI G	6	1	4	11	45.45
	29	PIVA R	17	6	18	41	26.83
	33	MORELLO R	4	-	3	7	57.14
	34	NWAKALOR LN	26	5	17	48	43.75
	35	CECCONELLO A	17	1	17	35	45.71
	36	CAGNIN E	25	6	47	78	24.36
	38	SARTORI BM	7	1	11	19	31.58
	Team Totals		252	46	262	560	36.79
Scoring Block	No.	Name	Kill Blocks	Faults	Rebounds	Total Attempts	Avg. by Set
	5	BATTISTONI I	1	7	2	10	0.05
	22	PANETONI S	-	1	-	1	0.00
	25	GARDINI B	5	3	2	10	0.26
	26	DIOP B	14	18	3	35	0.74
	27	CARLETTI F	1	7	-	8	0.05
	28	FROSINI G	-	1	2	3	0.00
	29	PIVA R	2	5	-	7	0.11
	33	MORELLO R	1	5	1	7	0.05
	34	NWAKALOR LN	9	16	4	29	0.47
	35	CECCONELLO A	10	9	2	21	0.53
	36	CAGNIN E	4	-	1	5	0.21
	38	SARTORI BM	4	5	1	10	0.21
	Team Totals		55	82	19	156	2.89
Scoring Service	No.	Name	Aces	Faults	Serve Hits	Total Attempts	Avg. by Set
	5	BATTISTONI I	1	4	30	35	0.05
	22	PANETONI S	-	-	3	3	0.00
	25	GARDINI B	1	2	29	32	0.05
	26	DIOP B	8	11	39	58	0.42
	27	CARLETTI F	4	-	57	61	0.21
	28	FROSINI G	1	2	13	16	0.05
	29	PIVA R	2	3	17	22	0.11
	33	MORELLO R	1	-	29	30	0.05
	34	NWAKALOR LN	7	2	35	44	0.37
	35	CECCONELLO A	2	4	62	68	0.11
	36	CAGNIN E	6	-	30	36	0.32
	38	SARTORI BM	1	3	17	21	0.05
	Team Totals		34	34	378	446	1.79
Team	Opponent Errors & Team Faults		110	45			






Cumulative Statistics by Skills

累积统计 (按技能排序)

As of SUN 06 AUG 2023 at 20:29

ITA - Italy

After 5 matches

Non-Scoring Dig	No.	Name	Digs	Faults	Receptions	Total Attempts	Avg. by Set
	5	BATTISTONI I	17	11	8	36	0.89
	22	PANETONI S	43	28	41	112	2.26
	25	GARDINI B	6	7	14	27	0.32
	26	DIOP B	16	14	13	43	0.84
	27	CARLETTI F	32	16	6	54	1.68
	28	FROSINI G	-	2	2	4	0.00
	29	PIVA R	2	6	12	20	0.11
	33	MORELLO R	9	6	3	18	0.47
	34	NWAKALOR LN	4	4	4	12	0.21
	35	CECCONELLO A	7	5	9	21	0.37
	36	CAGNIN E	16	10	5	31	0.84
	38	SARTORI BM	1	2	2	5	0.05
	Team Totals		155	122	124	401	8.16
Non-Scoring Set	No.	Name	Running Sets	Faults	Still Sets	Total Attempts	Avg. by Set
	5	BATTISTONI I	63	1	28	92	3.32
	22	PANETONI S	3	-	14	17	0.16
	25	GARDINI B	1	-	3	4	0.05
	26	DIOP B	3	-	4	7	0.16
	27	CARLETTI F	-	-	1	1	0.00
	28	FROSINI G	-	-	-	-	0.00
	29	PIVA R	-	-	1	1	0.00
	33	MORELLO R	71	-	5	76	3.74
	34	NWAKALOR LN	2	-	2	4	0.11
	35	CECCONELLO A	2	-	2	4	0.11
	36	CAGNIN E	-	-	-	-	0.00
	38	SARTORI BM	-	-	1	1	0.00
	Team Totals		160	1	76	237	8.42
Non-Scoring Reception	No.	Name	Excellents	Faults	Serve Receptions	Total Attempts	Succ. %
	5	BATTISTONI I	-	-	1	1	0.00
	22	PANETONI S	41	4	24	69	59.42
	25	GARDINI B	22	2	21	45	48.89
	26	DIOP B	3	1	3	7	42.86
	27	CARLETTI F	46	3	21	70	65.71
	28	FROSINI G	-	-	-	-	0.00
	29	PIVA R	13	3	12	28	46.43
	33	MORELLO R	-	-	-	-	0.00
	34	NWAKALOR LN	-	-	-	-	0.00
	35	CECCONELLO A	2	-	1	3	66.67
	36	CAGNIN E	28	1	26	55	50.91
	38	SARTORI BM	5	-	2	7	71.43
	Team Totals		171	19	114	304	56.25

Legend:	Avg. Average	Eff. % Efficiency	No. Shirt number	Succ. % Success %
----------------	---------------------	--------------------------	-------------------------	--------------------------




Cumulative Statistics by Skills


累积统计 (按技能排序)


As of SUN 06 AUG 2023 at 20:34

POL - Poland

After 5 matches

Scoring Spike	No.	Name	Spikes	Faults	Shots	Total Attempts	Eff. %
	1	MOSKWA KP	2	-	-	2	100.00
	2	ORZYLOWSKA M	31	4	20	55	49.09
	4	LISIAK MM	16	-	27	43	37.21
	6	RASINSKA AS	66	17	97	180	27.22
	7	NOWAKOWSKA P	-	-	5	5	0.00
	8	PIASECKA JN	56	20	66	142	25.35
	10	DRABEK KE	-	-	-	-	0.00
	11	DRUZKOWSKA K	9	4	14	27	18.52
	13	LYCZAKOWSKA M	-	-	-	-	0.00
	18	LYSIAK JA	-	-	-	-	0.00
	21	GRABKA AE	6	2	7	15	26.67
	22	SZLAGOWSKA WW	65	11	90	166	32.53
	Team Totals		267	60	340	667	31.03

Scoring Block	No.	Name	Kill Blocks	Faults	Rebounds	Total Attempts	Avg. by Set
	1	MOSKWA KP	-	-	1	1	0.00
	2	ORZYLOWSKA M	12	21	8	41	0.60
	4	LISIAK MM	12	17	7	36	0.60
	6	RASINSKA AS	1	13	3	17	0.05
	7	NOWAKOWSKA P	-	1	-	1	0.00
	8	PIASECKA JN	8	7	3	18	0.40
	10	DRABEK KE	-	-	-	-	0.00
	11	DRUZKOWSKA K	3	3	-	6	0.15
	13	LYCZAKOWSKA M	-	4	1	5	0.00
	18	LYSIAK JA	-	-	-	-	0.00
	21	GRABKA AE	2	5	1	8	0.10
	22	SZLAGOWSKA WW	10	9	4	23	0.50
	Team Totals		49	85	28	162	2.45

Scoring Service	No.	Name	Aces	Faults	Serve Hits	Total Attempts	Avg. by Set
	1	MOSKWA KP	2	3	9	14	0.10
	2	ORZYLOWSKA M	3	9	49	61	0.15
	4	LISIAK MM	1	7	45	53	0.05
	6	RASINSKA AS	4	9	35	48	0.20
	7	NOWAKOWSKA P	-	-	1	1	0.00
	8	PIASECKA JN	-	6	62	68	0.00
	10	DRABEK KE	-	-	-	-	0.00
	11	DRUZKOWSKA K	-	2	6	8	0.00
	13	LYCZAKOWSKA M	1	1	20	22	0.05
	18	LYSIAK JA	-	-	-	-	0.00
	21	GRABKA AE	3	5	63	71	0.15
	22	SZLAGOWSKA WW	-	4	49	53	0.00
	Team Totals		18	49	357	424	0.90

Team	Opponent Errors & Team Faults	91	139
------	-------------------------------	----	-----






Cumulative Statistics by Skills

累积统计 (按技能排序)

As of SUN 06 AUG 2023 at 20:34

POL - Poland

After 5 matches

Non-Scoring Dig	No.	Name	Digs	Faults	Receptions	Total Attempts	Avg. by Set
	1	MOSKWA KP	1	-	1	2	0.05
	2	ORZYLOWSKA M	8	8	7	23	0.40
	4	LISIAK MM	4	1	12	17	0.20
	6	RASINSKA AS	5	12	29	46	0.25
	7	NOWAKOWSKA P	4	3	3	10	0.20
	8	PIASECKA JN	8	10	21	39	0.40
	10	DRABEK KE	-	-	1	1	0.00
	11	DRUZKOWSKA K	1	4	4	9	0.05
	13	LYCZAKOWSKA M	2	7	3	12	0.10
	18	LYSIAK JA	21	24	60	105	1.05
	21	GRABKA AE	7	8	17	32	0.35
	22	SZLAGOWSKA WW	16	19	36	71	0.80
	Team Totals		76	101	208	385	3.80
Non-Scoring Set	No.	Name	Running Sets	Faults	Still Sets	Total Attempts	Avg. by Set
	1	MOSKWA KP	1	-	1	2	0.05
	2	ORZYLOWSKA M	3	-	2	5	0.15
	4	LISIAK MM	2	-	3	5	0.10
	6	RASINSKA AS	2	1	5	8	0.10
	7	NOWAKOWSKA P	-	-	1	1	0.00
	8	PIASECKA JN	6	-	6	12	0.30
	10	DRABEK KE	1	-	-	1	0.05
	11	DRUZKOWSKA K	2	-	2	4	0.10
	13	LYCZAKOWSKA M	35	-	81	116	1.75
	18	LYSIAK JA	12	-	18	30	0.60
	21	GRABKA AE	302	-	70	372	15.10
	22	SZLAGOWSKA WW	4	-	11	15	0.20
	Team Totals		380	2	218	600	19.00
Non-Scoring Reception	No.	Name	Excellents	Faults	Serve Receptions	Total Attempts	Succ. %
	1	MOSKWA KP	-	-	-	-	0.00
	2	ORZYLOWSKA M	2	1	4	7	28.57
	4	LISIAK MM	1	-	1	2	50.00
	6	RASINSKA AS	-	1	-	1	0.00
	7	NOWAKOWSKA P	4	1	8	13	30.77
	8	PIASECKA JN	52	3	62	117	44.44
	10	DRABEK KE	-	-	-	-	0.00
	11	DRUZKOWSKA K	3	1	3	7	42.86
	13	LYCZAKOWSKA M	-	-	-	-	0.00
	18	LYSIAK JA	57	3	43	103	55.34
	21	GRABKA AE	-	-	-	-	0.00
	22	SZLAGOWSKA WW	71	3	64	138	51.45
	Team Totals		197	13	197	407	48.40






Cumulative Statistics by Skills

累积统计 (按技能排序)

As of SUN 06 AUG 2023 at 20:42

TPE - Chinese Taipei

After 4 matches

Scoring Spike	No.	Name	Spikes	Faults	Shots	Total Attempts	Eff. %
	5	WU F	48	9	59	116	33.62
	6	CHIU Y	23	2	28	53	39.62
	7	LIN S	50	15	74	139	25.18
	8	CHEN J	-	-	3	3	0.00
	9	KAN K	21	5	24	50	32.00
	10	HSU W	35	5	35	75	40.00
	12	LIAO Y	3	-	9	12	25.00
	13	HUANG M	17	7	34	58	17.24
	14	CHEN L	-	-	2	2	0.00
	15	LIN C	1	-	-	1	100.00
	17	LIU S	7	4	5	16	18.75
	20	LIAO C	2	-	8	10	20.00
Team Totals			207	47	282	536	29.85
Scoring Block	No.	Name	Kill Blocks	Faults	Rebounds	Total Attempts	Avg. by Set
	5	WU F	-	1	2	3	0.00
	6	CHIU Y	3	6	10	19	0.23
	7	LIN S	5	5	4	14	0.38
	8	CHEN J	1	2	1	4	0.08
	9	KAN K	2	7	8	17	0.15
	10	HSU W	1	1	5	7	0.08
	12	LIAO Y	1	-	4	5	0.08
	13	HUANG M	3	2	3	8	0.23
	14	CHEN L	-	-	-	-	0.00
	15	LIN C	-	-	-	-	0.00
	17	LIU S	-	-	-	-	0.00
	20	LIAO C	1	1	2	4	0.08
Team Totals			17	25	39	81	1.31
Scoring Service	No.	Name	Aces	Faults	Serve Hits	Total Attempts	Avg. by Set
	5	WU F	4	8	51	63	0.31
	6	CHIU Y	2	5	40	47	0.15
	7	LIN S	1	2	41	44	0.08
	8	CHEN J	3	-	12	15	0.23
	9	KAN K	-	5	17	22	0.00
	10	HSU W	3	4	27	34	0.23
	12	LIAO Y	-	1	28	29	0.00
	13	HUANG M	1	-	21	22	0.08
	14	CHEN L	-	-	10	10	0.00
	15	LIN C	-	-	-	-	0.00
	17	LIU S	-	3	6	9	0.00
	20	LIAO C	-	2	2	4	0.00
Team Totals			14	30	255	299	1.08
Team	Opponent Errors & Team Faults		62	90			






Cumulative Statistics by Skills

累积统计 (按技能排序)

As of SUN 06 AUG 2023 at 20:42

TPE - Chinese Taipei

After 4 matches

Non-Scoring Dig	No.	Name	Digs	Faults	Receptions	Total Attempts	Avg. by Set
	5	WU F	21	7	30	58	1.62
	6	CHIU Y	7	5	10	22	0.54
	7	LIN S	23	9	23	55	1.77
	8	CHEN J	6	4	3	13	0.46
	9	KAN K	4	3	6	13	0.31
	10	HSU W	16	6	9	31	1.23
	12	LIAO Y	11	11	18	40	0.85
	13	HUANG M	1	3	14	18	0.08
	14	CHEN L	-	2	4	6	0.00
	15	LIN C	33	18	34	85	2.54
	17	LIU S	10	2	-	12	0.77
	20	LIAO C	2	-	1	3	0.15
Team Totals			134	70	152	356	10.31
Non-Scoring Set	No.	Name	Running Sets	Faults	Still Sets	Total Attempts	Avg. by Set
	5	WU F	3	-	7	10	0.23
	6	CHIU Y	4	-	5	9	0.31
	7	LIN S	2	-	2	4	0.15
	8	CHEN J	52	1	61	114	4.00
	9	KAN K	3	-	3	6	0.23
	10	HSU W	1	-	-	1	0.08
	12	LIAO Y	107	2	70	179	8.23
	13	HUANG M	-	-	1	1	0.00
	14	CHEN L	-	-	2	2	0.00
	15	LIN C	4	1	22	27	0.31
	17	LIU S	-	-	1	1	0.00
	20	LIAO C	-	-	-	-	0.00
Team Totals			177	4	174	355	13.62
Non-Scoring Reception	No.	Name	Excellents	Faults	Serve Receptions	Total Attempts	Succ. %
	5	WU F	32	1	30	63	50.79
	6	CHIU Y	1	-	1	2	50.00
	7	LIN S	32	3	22	57	56.14
	8	CHEN J	-	-	-	-	0.00
	9	KAN K	1	-	-	1	100.00
	10	HSU W	20	2	19	41	48.78
	12	LIAO Y	-	-	-	-	0.00
	13	HUANG M	-	-	-	-	0.00
	14	CHEN L	1	-	2	3	33.33
	15	LIN C	45	3	34	82	54.88
	17	LIU S	2	-	-	2	100.00
	20	LIAO C	-	-	1	1	0.00
Team Totals			135	9	109	253	53.36

Legend:	Avg. Average	Eff. % Efficiency	No. Shirt number	Succ. % Success %
----------------	---------------------	--------------------------	-------------------------	--------------------------



Final Standings

最终排名

As of MON 07 AUG 2023 at 21:40

Rank	Team
Gold	ITA - Italy
Silver	POL - Poland
Bronze	CHN - People's Republic of China
4	IRI - Islamic Republic of Iran
5	ARG - Argentina
6	GER - Germany
7	POR - Portugal
8	UKR - Ukraine
9	KOR - Republic of Korea
10	BRA - Brazil
11	JPN - Japan
12	TPE - Chinese Taipei
13	CZE - Czech Republic
14	IND - India
15	HKG - Hong Kong, China
16	AZE - Azerbaijan



Final Standings

最终排名

As of SUN 06 AUG 2023 at 21:43

Rank	Team
Gold	CHN - People's Republic of China
Silver	JPN - Japan
Bronze	POL - Poland
4	BRA - Brazil
5	ITA - Italy
6	GER - Germany
7	HKG - Hong Kong, China
8	CZE - Czech Republic
9	TPE - Chinese Taipei
10	ARG - Argentina
11	COL - Colombia
12	IND - India



FISU
WORLD
UNIVERSITY
GAMES
SUMMER

Metal Tally





Medallists by Event

奖牌得主(按项目排序)

As of MON 07 AUG 2023 at 21:41

AFTER 2 OF 2 EVENTS

Event	Date	Medal	Name	C/R Code
Men	MON 7 AUG	GOLD	VITELLI Marco	ITA
			CATANIA Damiano	
			SALSI Nicola	
			SALA Lorenzo	
			MAGALINI Giulio	
			CANESCHI Edoardo	
			POL Alberto	
			HELD Tim	
			PORRO Paolo	
			CORTESIA Lorenzo	
			GARDINI Davide	
			RECINE Francesco	
		SILVER	KRYSIAK Maciej	POL
			WOCH Dawid Tomasz	
			ABRAMOWICZ Jakub	
			POREBA Mateusz Andrzej	
			SZYMURA Kamil Tadeusz	
			DULSKI Dawid	
			SASAK Kewin Michal	
			KOZUB Lukasz Krzysztof	
			CZYZOWSKI Jakub	
			MAGNUSZEWSKI Mariusz	
			KOGUT Damian Patryk	
			GIERZOT Michal	
		BRONZE	WANG Dongchen	CHN
			LI Yongzhen	
			PENG Shikun	
			HU Zhenzhuo	
			YANG Yiming	
			ZHANG Guanhua	
			ZHANG Jingyin	
			WANG Hebin	
			CHEN Leiyang	
			DENG Xinpeng	
			WANG Bin	
			YU Yuantai	



Medallists by Event

奖牌得主(按项目排序)

As of MON 07 AUG 2023 at 21:41

Event	Date	Medal	Name	C/R Code
Women	SUN 6 AUG	GOLD	ZHUANG Yushan	CHN
			XU Xiaoting	
			ZHONG Hui	
			MIAO Yiwen	
			ZHOU Yetong	
			WANG Wenhan	
			XIE Shengyu	
			MA Wanyue	
			ZHANG Shiqi	
			GAO Yi	
			WU Mengjie	
			XU Jianan	
		SILVER	SATO Yoshino	JPN
			NAKAGAWA Tsukasa	
			KAWABATA Haruna	
			ISHIKURA Saki	
			MIYABE Ameze	
			OYAMA Haruka	
			TAKAMA Kurumi	
			NAKAJIMA Sae	
			YOKOTA Sayaka	
			KOSA Furi	
			YAMANAKA Hiroyo	
			GROMOS Angelina Yuki	
		BRONZE	LYCZAKOWSKA Marta	POL
			DRUZKOWSKA Karolina	
			DRABEK Kinga Ewa	
			SZLAGOWSKA Weronika Wiktoria	
			GRABKA Alicja EIZBieta	
			LYSIAK Justyna Agnieszka	
			LISIAK Malgorzata Maria	
			ORZYLOWSKA Marta	
			MOSKWA Kornelia Paulina	
			PIASECKA Julita Nadia	
			NOWAKOWSKA Pola	
			RASINSKA Aleksandra Slawa	



Medallists

奖牌得主

As of MON 07 AUG 2023 at 21:41

GOLD	SILVER	BRONZE
ITA - Italy	POL - Poland	CHN - People's Republic of China
2 PORRO P	2 CZYZOWSKI J	1 CHEN L
3 HELD T	4 KOZUB LK (C)	2 WANG H
6 POL A	9 SASAK KM	3 ZHANG J (C)
9 RECINE F (C)	10 GIERZOT M	4 YU Y
11 GARDINI D	11 KOGUT DP	5 WANG B
13 CORTESIA L	13 MAGNUSZEWSKI M	6 DENG X
16 SALSI N	14 ABRAMOWICZ J	7 PENG S
24 CATANIA D (L)	16 WOCH DT	8 LI Y
25 VITELLI M	17 KRYSIAK M	9 WANG D
27 CANESCHI E	19 DULSKI D	10 ZHANG G
29 MAGALINI G	20 SZYMURA KT (L)	11 YANG Y (L)
31 SALA L	72 POREBA MA	12 HU Z



Medallists

奖牌得主

As of SUN 06 AUG 2023 at 21:43

GOLD	SILVER	BRONZE
CHN - People's Republic of China	JPN - Japan	POL - Poland
1 ZHANG S	1 YOKOTA S (C)	1 MOSKWA KP
2 MA W	2 NAKAJIMA S	2 ORZYLOWSKA M
3 XIE S	3 TAKAMA K	4 LISIAK MM
4 XU J (L)	4 GROMOS AY	6 RASINSKA AS
5 WU M	5 YAMANAKA H	7 NOWAKOWSKA P
6 GAO Y	8 KOSA F	8 PIASECKA JN
7 ZHONG H	10 KAWABATA H (L)	10 DRABEK KE (L)
8 XU X	11 NAKAGAWA T	11 DRUZKOWSKA K
9 ZHUANG Y (C)	12 SATO Y	13 LYCZAKOWSKA M
10 WANG W	13 OYAMA H	18 LYSIAK JA (L)
11 ZHOU Y	14 MIYABE A	21 GRABKA AE (C)
12 MIAO Y	15 ISHIKURA S	22 SZLAGOWSKA WW



Medal Standings

奖牌榜

As of MON 07 AUG 2023 at 21:41

AFTER 2 OF 2 EVENTS

Rank	C/R Code	Men				Women				Total				Rank by Total
		G	S	B	Tot.	G	S	B	Tot.	G	S	B	Tot.	
1	CHN - People's Republic of China			1	1	1			1	1		1	2	=1
2	ITA - Italy	1			1					1			1	=3
3	POL - Poland		1		1			1	1		1	1	2	=1
4	JPN - Japan						1		1		1		1	=3
Total:		1	1	1	3	1	1	1	3	2	2	2	6	

Note:

Rank by Total is calculated by the total number of gold, silver and bronze medals.

Legend:

= Equal sign indicates that two or more NOCs share the same rank by total

Tot. Total

B Bronze

G Gold

S Silver

筑梦未来 工行同行



BE TOGETHER, FOR THE FUTURE

银行类独家官方合作伙伴

EXCLUSIVE OFFICIAL PARTNER OF BANKS



ICBC

中国工商银行



CHENGDU 2021

FISU
WORLD
UNIVERSITY
GAMES
SUMMER

成都第31届世界大学生夏季运动会官方合作伙伴

Official Partner of the Chengdu 2021 FISU World University Games





中国电信
CHINA TELECOM



CHENGDU 2021

FISU
WORLD
UNIVERSITY
GAMES
SUMMER

成都第31届世界大学生夏季运动会综合信息类官方合作伙伴
Official Information Services Partner of the Chengdu 2021 FISU World University Games

我们用电信 China Telecom 成都 行大运 Good Fortune



成都第31届大学生夏季运动会综合信息类官方合作伙伴
Official Information Services Partner of the Chengdu 2021 FISU World University Games
成都第31届大学生夏季运动会火炬传递冠名商



屡获全球跑鞋大奖



飞速4.0 TURBO

冠军跑鞋160X同款缓震科技



XTEP ACE
缓震科技

冠军跑鞋160X同款缓震科技，回弹高达70%

FeatherFoam
轻量化材料，打造每一步轻盈舒适的运动体验

* 数据来源: 特步运动科学实验室

PANDA ROUTE UNITE THE WORLD

熊猫之路 连接世界



四川航空
SICHUAN AIRLINES



CHENGDU 2021

FISU
WORLD
UNIVERSITY
GAMES
SUMMER

成都第31届世界大学生夏季运动会官方合作伙伴



来看大运会 就用滴滴APP

To Experience Chengdu 2021 FISU World University Games, Ride with Didi App



以共享出行服务 为成都大运会助力

Shared Mobility for Chengdu 2021 FISU World University Games



FISU
WORLD
UNIVERSITY
GAMES
SUMMER



成都第31届世界大学生夏季运动会官方赞助商



CHENGDU 2021

FISU
WORLD
UNIVERSITY
GAMES
SUMMER



成都第31届世界大学生夏季运动会官方赞助商

成都地铁 生活一脉





CHENGDU 2021

FISU
WORLD
UNIVERSITY
GAMES
SUMMER

中国平安
PING AN
专业 · 价值

中国平安财产保险

专业 让生活更简单

成都第31届世界大学生夏季运动会 官方赞助商

专业 让每个家庭拥有平安



95511

property.pingan.com

中国平安财产保险

迎成都大运 喝冰川时代



FISU
WORLD
UNIVERSITY
GAMES
SUMMER



成都第31届世界大学生夏季运动会官方赞助商

冰川时代

天然矿泉水

天生好水 不是地表水!



扫一扫关注公众号了解





CHENGDU 2021

FISU
WORLD
UNIVERSITY
GAMES
SUMMER



DAS-security

成都第31届世界大学生夏季运动会官方赞助商

青春燃动大运 安全护航梦想



安恒信息

16年重大活动网络安保零失误



扫码关注微信公众号



国际大体联合作伙伴 FISU Partner



官方赞助商 Official Sponsors



